

慢活

樂

@元創方

CREATIVE WORKSHOP
SERIES@PMQ



HAK

H202 HAK

November 2021

Two-way knit necklace workshop

兩用編織頸鏈工作坊

*Workshop information is subject to change without prior notice.
Please contact the host directly for the latest details.



During the workshop, you will learn how to use the ribbon yarn to knit the two-way necklace. This necklace use a magnetic clasp to connect. It can wear it as a long necklace or as a bracelet & necklace set. All materials included.

這個工作坊將會教授使用扁帶編織兩用雙色頸鍊。使用磁石扣連結，可作長頸鏈配帶，亦可作手鏈及頸鏈套裝配帶。所有材料已包括學費內。

- Available: Every Saturday & Sunday 11:30am-1:30pm (by appointment)
- Duration: 2 hours
- Venue: Studio H202
- Charge: \$580 per person/ \$960 for 2 person
- Capacity: 2 - 6 pax
- Language: Cantonese, English
- Registration: hak.studio@hotmail.com
- Enquiry: Ling Wong (55118412 / hak.studio@hotmail.com)



BLIND
by JW

H306 Blind by JW

Creative Self-expression Experience Mountaineering Weave Workshop 編織手袋工作坊

*Workshop information is subject to change without prior notice.
Please contact the host directly for the latest details.

We're the founder of Blind by JW, a Hong Kong local independent fashion and accessories designers from London and Hong Kong. Look out and create your very own fantasy – our products are all made in Hong Kong with love and passion for colours and textures, full of fun and happiness that we love to share with you.

Learning how to create and make your very own ultimate weave bag with the love self-expression and dreamers

- Create your colour own palette combination
- Pattern placements and use of leather tools
- Strap placement and weaving technique
- Basic mountaineering knot

What we'll provide: Pattern Paper, Leather ToolsTrims, DiSCARVERY Straps, Mountaineering Rope

工作坊內容: 親手做及編織有你個人風格的手袋 (工作坊提供: 紙樣、皮革工具、DiSCARVERY 帶子、山系肩帶)

- 組合你最愛的顏色
- 使用合式的工具打孔 (視乎進度時間)
- 編響織方法及技巧
- 上五金配件

• Available: Every day 12pm – 1:30pm | 2pm – 3:30pm | 3pm – 4:30pm | 5pm – 6:30pm (by appointment)

• Duration: 1.5 hours

• Venue: Studio H306

• Charge: Mini Weave Bag - \$599hkd per person | \$499hkd per person for 2

• Target Age Group: Age 12 and over

• Capacity: 4 pax

• Language: Cantonese, English

• Registration: <https://blindbyjw.myshopify.com/collections/discarvery/products/creative-self-expression-experience-mountaineering-weave-workshop>

• Enquiry: Walter Kong (61996962 / blindbyjw@outlook.com)



BLIND
by JW

H306 Blind by JW

November 2021

*Workshop information is subject to change without prior notice.
Please contact the host directly for the latest details.

Creative Self-expression Experience Mountaineering Weave Workshop

編織手機袋工作坊



We're the founder of Blind by JW, a Hong Kong local independent fashion and accessories designers from London and Hong Kong. Look out and create your very own fantasy – our products are all made in Hong Kong with love and passion for colours and textures, full of fun and happiness that we love to share with you.

Learning how to create and make your very own ultimate weave bag with the love self-expression and dreamers

- Create your colour own palette combination
- Pattern placements and use of leather tools
- Strap placement and weaving technique
- Basic mountaineering knot

What we'll provide: Pattern Paper, Leather ToolsTrims, DiSCARVERY Straps, Mountaineering Rope

工作坊內容: 親手做及編織有你個人風格的手機袋 (工作坊提供: 紙樣、皮革工具、DiSCARVERY 帶子、山系肩帶)

- 組合你最愛的顏色
- 使用合式的工具打孔 (視乎進度時間)
- 編響織方法及技巧
- 上五金配件

- Available: Every day 12pm – 1:30pm | 2pm – 3:30pm | 3pm – 4:30pm | 5pm – 6:30pm (by appointment)

- Duration: 1.5 hours

- Venue: Studio H306

- Charge: Mobile Weave Bag - \$499hkd per person | \$399hkd per person for 2

- Target Age Group: Age 12 and over

- Capacity: 4 pax

- Language: Cantonese, English

- Registration: <https://blindbyjw.myshopify.com/collections/discarvery/products/creative-self-expression-experience-mountaineering-weave-workshop>

- Enquiry: Walter Kong (61996962 / blindbyjw@outlook.com)

OBELLERY

Silver Ring Jewellery Workshop

銀戒指製作班

*Workshop information is subject to change without prior notice.
Please contact the host directly for the latest details.



Life could feel like a rut when a few bad things happen in the same week, but a fresh experience in the weekend can turn it all around! If you like jewellery and enjoy a hands on learning experience, our workshops might just be the mini vacation you need for the week. This course is for those who have yet to experience the joys of jewellery making and would like to give learning these new skills a try. Our tutor will teach in a group or as individuals to provide guidance and technical support throughout the process. You will learn the basic silversmithing skills such as: Piercing, Filing, Annealing, Soldering, Basic hammering, Texturing, Polishing, Twisting. There are 3 levels to choose from, each with a unique set of designs templates that focuses on a different aspect of the craft.

Level 1: Minimalist classic perfect for everyday wear

Level 2: Designs that highlight the charm of specific metalsmithing techniques

Level 3: A selection of advanced design that will require an extra bit of patience

每日疲於奔命讓你忘卻手作的樂趣了嗎？何不偷閒重新感受這種全神投入的時光 如果你沒有任何首飾製作經驗，又希望可以親身體驗一下以傳統金工技術，去打造一隻屬於自己或伴侶的獨一無二既純銀指環，可試試這個銀介指製作班工作坊喔。導師們會以小組或個人形式教授及協助你們完成屬於你的銀介指。制作班內可以學到一些金屬處理的基本技巧，如金屬切割，退火，焊接，挫修，打磨，手工拋光，金屬處理等。

Level 1: 款式簡單，適合沒有任何首飾製作經驗的人參加

Level 2: 難度相對比較高，款式比較複雜一點

Level 3: 所需的製作時間較長，參加者需要較多的耐性和技巧去完成

- Available: 11am & 2:30pm & 5pm (by appointment)
- Duration: (Level 1): 1.5 - 2.5 hours (Level 2): 2 - 3 hours (Level 3): 3 hours
- Venue: Studio H403
- Charge: (Level 1): \$880 / person (Level 2): \$1280 / person (Level 3): \$1480 / person
- Target Age Group: 18 or above
- Capacity: max. 4 pax
- Language: Cantonese, Mandarin, English
- Registration: <https://www.obellery.com/silverringjewelleryworkshop/> Email: info@obellery.com / Phone calling: 2155 4198
- Enquiry: Pearl Lee (2155 4198/ info@obellery.com)

Silver bangle workshop

銀手鐲製作班

*Workshop information is subject to change without prior notice.
Please contact the host directly for the latest details.



In our silver bangle making workshop, you will be able to handcraft your very own silver bangle within 1 single session. We provide 6 samples to choose from and each style comes with different techniques. You may choose one style per class. Our tutor will teach in a group or as individuals to provide guidance and technical support throughout the process. We provide all the tools and equipment needed for jewellery making. Extra silver fee may be charged depending on the weight. For health and safety issues, you will be asked to tie up your hair and wear closed shoes during the making process.

在2-3小時內，你將會學到以傳統金工技巧去製作一隻銀手鐲。我們會提供一些簡單而獨特的手鐲款式以作參考，而每一個款式都能學到不同的金工技巧。導師們會以小組或個人形式教授及協助。製作班內你能學到一些金屬處理的基本技巧，如金屬切割，退火，焊接，挫修，打磨，手工拋光，金屬處理，曲面形成，扭線製作等。我們的銀飾工作坊均由專業珠寶設計師擔任導師。他們作為獨立當代珠寶藝術家每一個都具備相當的專業素質，當中不少是任教各大院校的導師。所有課程以英語，粵語或普通話授課皆可。無論閣下是在地的市民或是前來香港的旅客們，OBELLERY都能為您提供一個難得的金工體驗，共同製造難忘的一天。

- Available: 11a. & 2:30pm & 5pm (by appointment)
- Duration: 2 -3 hours
- Venue: Studio H403
- Charge: \$1780/person
- Target Age Group: 18 or above
- Capacity: max. 4 pax
- Language: Cantonese, Mandarin, English
- Registration: <https://www.obellery.com/silver-bangle-making-class> / Email: info@obellery.com / Phone calling: 2155 4198
- Enquiry: Pearl Lee (2155 4198/ info@obellery.com)

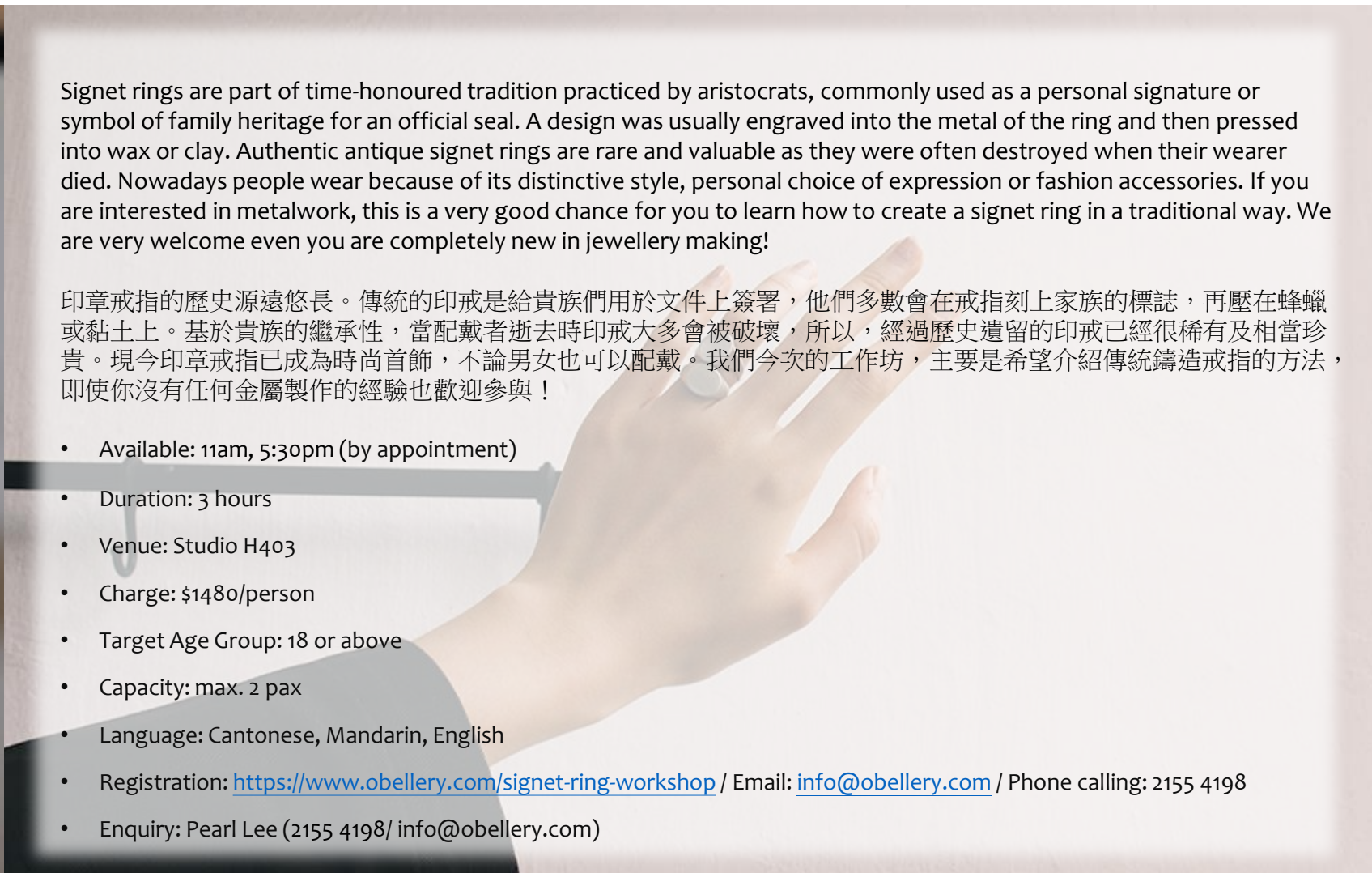
*Workshop information is subject to change without prior notice.
Please contact the host directly for the latest details.



Signet rings are part of time-honoured tradition practiced by aristocrats, commonly used as a personal signature or symbol of family heritage for an official seal. A design was usually engraved into the metal of the ring and then pressed into wax or clay. Authentic antique signet rings are rare and valuable as they were often destroyed when their wearer died. Nowadays people wear because of its distinctive style, personal choice of expression or fashion accessories. If you are interested in metalwork, this is a very good chance for you to learn how to create a signet ring in a traditional way. We are very welcome even you are completely new in jewellery making!

印章戒指的歷史源遠悠長。傳統的印戒是給貴族們用於文件上簽署，他們多數會在戒指刻上家族的標誌，再壓在蜂蠟或黏土上。基於貴族的繼承性，當配戴者逝去時印戒大多會被破壞，所以，經過歷史遺留的印戒已經很稀有及相當珍貴。現今印章戒指已成為時尚首飾，不論男女也可以配戴。我們今次的工作坊，主要是希望介紹傳統鑄造戒指的方法，即使你沒有任何金屬製作的經驗也歡迎參與！

- Available: 11am, 5:30pm (by appointment)
- Duration: 3 hours
- Venue: Studio H403
- Charge: \$1480/person
- Target Age Group: 18 or above
- Capacity: max. 2 pax
- Language: Cantonese, Mandarin, English
- Registration: <https://www.obellery.com/signet-ring-workshop> / Email: info@obellery.com / Phone calling: 2155 4198
- Enquiry: Pearl Lee (2155 4198/ info@obellery.com)



OBELLERY

Wedding ring workshop

結婚戒指製作班

*Workshop information is subject to change without prior notice.
Please contact the host directly for the latest details.



What else could be more meaningful and memorable than handmade wedding rings for your significant other? This course allows you to express your love to your beloved one in a special touch. The first lesson we will teach you with silver, which allows you to visualise the final outcome and the next lesson you will start working with gold. Our tutor will guide you during the making process and ensure that your outcomes are beautiful as they are precious. We provide all the tools and equipments for jewellery making. Extra gold fee may be charged depending on the weight.

無論閣下是在地的市民或是前來香港的旅客們，OBELLERY都能為您提供一個難得的金工體驗，共同製造難忘的一天。我們的工作室均對外開放，營業時間為週一至週日每天早上11時至晚上7時。我們的銀飾工作坊均由專業珠寶設計師擔任導師。他們作為獨立當代珠寶藝術家每一個都具備相當的專業素質，當中不少是任教各大院校的導師。所有課程以英語，粵語或普通話授課皆可。

結婚戒指象徵著承諾，對彼此間的信任及存有永恆的祝福。而親自製作更是最能表達心意及傳達愛的方式。現在，情侶們可以躬行實踐，用雙手打造屬於您倆的婚戒，留下一份難忘的幸福時光，並成為您和摯愛間的珍貴回憶。課程會分為兩部份，首堂需設計並用純銀確定款式，製作初稿；而次堂便會用純金或18ct黃金/白金/玫瑰金正式製作，當中更可學到很多相關打金工藝的技術。

- Available: 11am & 2:30pm & 5pm (by appointment)
- Duration: 3 hours
- Venue: Studio H403
- Charge:
 - Single Colour Fee: \$12,800 / 2 people (15 grams of single colour of 18k gold - yellow or white or rose) 一種混合金屬的婚戒
 - Bi- Colour Fee: \$14,800 / 2 people (15 grams of 2 variations of 18k gold - yellow/rose/white) 兩種混合金屬的婚戒
- Target Age Group: 18 or above
- Capacity: max. 2 pax
- Language: Cantonese, Mandarin, English
- Registration: <https://www.obellery.com/weddingringmakingcourse> / Email: info@obellery.com / Phone calling: 2155 4198
- Enquiry: Pearl Lee (2155 4198/ info@obellery.com)



H405 Isatisse Studio

November 2021

Nagomi Pastel Art Workshop

和諧粉彩體驗工作坊

*Workshop information is subject to change without prior notice.
Please contact the host directly for the latest details.



Nagomi Art, a form of Japanese art healing founded in Japan, using pastels and fingers to create a gentle, transparent, warm, and heart-touching art through simple yet unique ways of painting techniques. The therapeutic nature of this art is able to create a sense of harmony and enhance the self-esteem of the painter. This art helps to calm and relax one's mind as the painters go through the process to choose and blend the colors and complete the beautiful art piece all by themselves. It's an art for everyone and anyone!

和諧粉彩源自日本，由細谷典克先生於2003年創立的一門大眾藝術。細谷先生發現日本人在職場上情緒壓抑的問題很值得正視，於是想藉一種簡單、放鬆的作畫方法，讓人們從中獲得放鬆、愉悅的感覺，透過這門藝術紓解壓力與情緒。他隨後成立了日本粉彩希望協會JPHAA，希望把這門藝術推廣開去，讓更多人感受到藝術療癒的威力。我們透過體驗工作坊，讓繁忙的都市人及從未接觸過和諧粉彩但有興趣的朋友們，一同來參與，既可發揮創意，又可治癒心靈。大家就一起來體驗這個快樂的藝術療癒旅程吧！

- Available: Everyday (11:30a.m to 2:00p.m / 2:00p.m to 4:30p.m / 5:00p.m to 7:30p.m – book 3 days prior)
- Duration: 2.5 hours (1-2 artworks can be done)
- Venue: Studio H405
- Charge: **\$320 per person
** \$300 per person for 2 people enrolling at one time!!
** \$450 per 1 Parent + Kid (For a parent with a kid aged under 5 creating the artworks together)
- Capacity: 1-6 pax
- Language: Cantonese, Mandarin, English
- Registration: Instagram: @isatisse, FB: Isatisse by Isabel Tong, Whatsapp / Signal 92612948
- Enquiry: Isabel Tong (92612948 / info@isatisse.com)





H406 Yeung Chin

November 2021

Fashion Cyanotype Workshop

時尚藍曬工作坊

*Workshop information is subject to change without prior notice.
Please contact the host directly for the latest details.



Cyanotype is a photographic printing process that produces a cyan-blue print. It uses link and sun light to create your print. You can print you lovely dog, cat , life photos on paper and fabric. Create your Fashionable T-shirt and bag.

設計可以是執著及完美主義的。但這種拘謹，往往令人忽略了自我。大自然的投影，大概就是創作中的一絲絲空間，去表現活着最隨性的原貌。把你心愛的寵物例如貓、狗或一些生活照，紋身圖案等印在布片或紙張上！創作極有時裝品味的 T-shirt 和袋。

- Available: Every Saturday & Sunday (10:00am – 1:00pm/ 1:30pm – 3:30pm/ 4:00pm – 7:00pm by appointment)
- Duration: 2-3 hours
- Venue: Studio H406
- Charge: \$280 /person (5 Post Card) \$480/ person (Bag or T-shirt)
- Capacity: 1-8 pax
- Language: Cantonese, Mandarin, English
- Registration: <https://yeungchin.com/collections/a-studio-x-yc-fashion-cyanotype-workshop>
- Enquiry: Yeung Chin (6765 5294 / astudio406@gmail.com)





H406 Yeung Chin

November 2021

Wool Felt Scarf Workshop

羊毛氈頸巾工作坊

*Workshop information is subject to change without prior notice.
Please contact the host directly for the latest details.



Homemade wool felt course. When it comes to felt technology, it is an environmentally friendly and natural garment technology.

Advantages included: Eco-friendly sewing skill, Zero environmental loss, Zero fabric waste

Have you ever thought of using felt technology to design your own unique scarf or clothes? In this course, students can not only learn the process of making wool felt but also freely choose different colors of wool to design a natural and unique scarf. Fabric: 100% Fur / Size: free size

自製羊毛氈課程。說到毛氈技術，是一種環保而且天然的製衣技術。

當中包括：環保編織衣料，環境零損耗，面料零浪費

有否想過利用毛氈技術，設計出屬於自己獨有的圍巾或衣服？是次課程，學生可以學習製作羊毛氈過程之餘，還可以自由選擇不同顏色的羊毛，去設計一條天然而且獨有的圍巾。 Fabric: 100% Fur / Size: free size


- Available: Every Saturday & Sunday (10:00am – 1:00pm, 1:30pm – 3:30pm, 4:00pm – 7:00pm by appointment)
- Duration: 3 hours
- Venue: Studio H406
- Charge: Coaster+Cup sleeve: \$198/person, Bag/Pencil Bag: \$880/person, Scarf: \$1680/person
- Capacity: 1-8 pax
- Language: Cantonese, Mandarin, English
- Registration: <https://yeungchin.com/collections/a-studio-x-yc-fashion-cyanotype-workshop>
- Enquiry: Yeung Chin (6765 5294 / astudio406@gmail.com)





*Workshop information is subject to change without prior notice.
Please contact the host directly for the latest details.

Concrete X Resin Workshop (Aroma Stone Diffuser) 水泥及樹脂流動畫制作 (香薰石擴散器)



Our workshop includes our unique double-layer coaster and aroma stone. In our workshop, you can expose a different kind of materials, including: concrete, plaster and resin flow arts. This is your special handcraft gift for your friends or own use.

課堂內容包括了我們獨特的雙層杯墊及香薰石。課堂內你可以接觸到不同的物料，包括：水泥、香薰石及樹脂流動畫制作。獨特的混合，這是您送給朋友或自己使用的獨特手工禮物。

- Available: Every day 2:00pm – 8:00pm (around 1.5 - 2 hours by appointment)
- Duration: 1.5 hours
- Venue: Studio H408 or verandah
- Charge: \$450/head
- Capacity: 2 pax
- Language: Cantonese, Mandarin, English
- Registration: Whatsapp 92541460 / raftwong@rcube-design.com
- Enquiry: Raft Wong (92541460 / raftwong@rcube-design.com)



H408 Rcube Store

November 2021

DIY Clock workshop (Concrete x Resin)

DIY時鐘（樹脂x混凝土）

*Workshop information is subject to change without prior notice.
Please contact the host directly for the latest details.



Our workshop includes our unique double-layer DIY clock and 2 pcs of XS size of coaster. In our workshop, you can expose a different kind of materials, including: concrete and resin flow arts. This is your special handcraft gift for your friends or own use. Included: 1 pc x 19cm DIY Clock 2 pcs x 8 cm Coaster

課堂內容包括了我們獨特的雙層時鐘 及杯墊。課堂內你可以接觸到不同的物料，包括：水泥及樹脂流動畫制作。獨特的混合，這是您送給朋友或自己使用的獨特手工禮物。包括：1個x 19厘米DIY時鐘 2個x 8厘米杯墊

- Available: Every day 2:00pm – 8:00pm (around 1.5 - 2 hours by appointment)
- Duration: 1.5 hours
- Venue: Studio H408 or verandah
- Charge: \$550/head
- Capacity: 2 pax
- Language: Cantonese, Mandarin, English
- Registration: Whatsapp 92541460 / raftwong@rcube-design.com
- Enquiry: Raft Wong (92541460 / raftwong@rcube-design.com)



H408 Rcube Store

November 2021

Resin Fluid Art Workshop

樹脂流體藝術工作坊

*Workshop information is subject to change without prior notice.
Please contact the host directly for the latest details.

In our workshop, you can expose the resin fluid art experience and create your own special handcraft resin **fluid art brass** color tray and coaster. It is an unique gift for your friends.

Included: (1) Brass Color Tray (Round 12 cm diameter) or (10 x 20 cm rectangle) x 1 and
(2) Coaster (10 cm Diameter) x 1

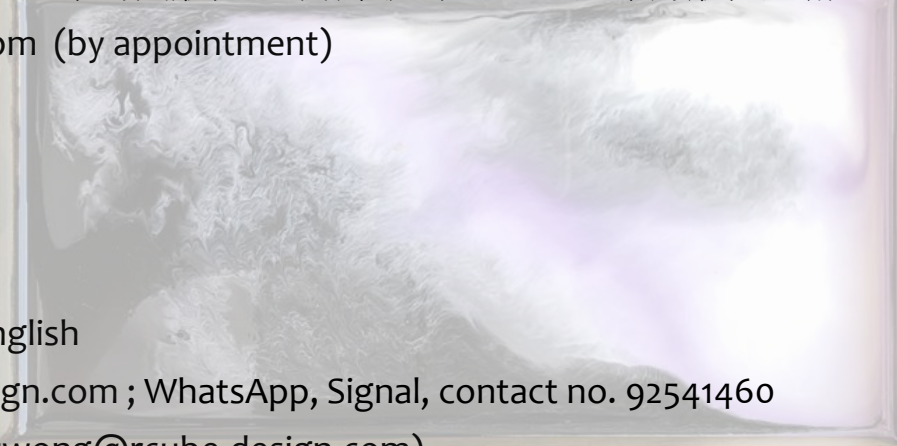
Optional: Upgrade to 20 cm diameter Round Tray or Upgrade to 20 x 20 cm Square Tray +\$100

在我們的工作坊中，您可以體驗樹脂流體藝術，並製作您自己的特殊 手工樹脂流體藝術黃銅色盤和杯墊。這是送給朋友的獨特禮物。

包括： (1) 黃銅色托盤（圓形直徑 12 厘米）或（10 x 20 厘米長方形）x 1 和
(2) 杯墊（直徑 10 厘米）x 1

可選升級：升級到直徑 20 厘米的圓形托盤 或 升級到 20 x 20 厘米方形托盤 加 \$100

- Available: Every day 2:00pm – 8:00pm (by appointment)
- Duration: Around 1.5 – 2 hours
- Venue: Studio H408 or verandah
- Charge: \$450/head
- Capacity: 2 - 6 pax
- Language: Cantonese, Mandarin, English
- Registration: raftwong@rcube-design.com ; WhatsApp, Signal, contact no. 92541460
- Enquiry: Raft Wong (92541460 / raftwong@rcube-design.com)



Loupe

*Workshop information is subject to change without prior notice.
Please contact the host directly for the latest details.

Loupe

Aroma Quartz Cluster Soap Workshop

香薰水晶柱肥皂工作坊

2021.11.02 (Tue)

2:00 - 4:00 PM

Instructor 導師：Ron @ SoopMe

H410, Block B, PMQ, 35 Aberdeen street,
Central, Hong Kong

T (852) 2623 2272
E enquiry@loupe.com.hk



This workshop uses Stephenson premium MP soap base from the UK. By applying different techniques, adding your favorite colours and fragrances to make a unique handmade soap. The Quartz Cluster soap that shimmers in the light, through your favorite colour combination and scent, you will feel the beauty in your own hands.

Finished Product: A 6.5 x 6.5 x 6 cm handmade soap

選用英國優質MP皂基。並透過技巧，添加喜歡的顏色和香味，製作出不一樣的手工肥皂。在光線下閃閃發光的水晶柱，透過您喜歡的顏色搭配並添加您喜歡的香味，您會感受到掌握於自己手中的美麗。

製成品：一個大約6.5 x 6.5 x 6cm的肥皂

- Duration: 2 hours
- Charge: \$480/head
- Target Age: 14+
- Capacity: 8 pax
- Language: Cantonese, English
- Registration: <https://www.loupe.com.hk/tc/workshop>

Loupe

*Workshop information is subject to change without prior notice.
Please contact the host directly for the latest details.

Loupe

Animal Guide Diffuser Brooch Workshop

力量動物擴香襟針工作坊

2021.11.06 (Sat)

1:30 - 6:00 PM

Instructor 導師：Iris Chan

H410, Block B, PMQ, 35 Aberdeen street,
Central, Hong Kong

T (852) 2623 2272
E enquiry@loupe.com.hk



Through this workshop, the instructor will lead the participants to a breathing exercise session, so that everyone could have a moment with themselves and a space to be alone. During the exercise, participants could clear their mind and thoughts, listen closely to their own (animal) guidance inside, which leading to deeper self understanding and guiding to all kinds of wisdom in life. Furthermore, the instructor will introduce the strengths and characteristic of each specific animal guide, then the student could draft out the image of their animal guides as the form of brooch; adding an essential oil scent with the diffuser in the brooch that bring you positive guidance and energy and by wearing it. Bench Skills: From annealing, soldering, forming, welding, filing of metal to surface pattern hammering skills, and cold connection and polishing of metal parts

Finished Product: One Animal Guide Diffuser Brooch

導師將帶領參加者一起靜心呼吸，讓大家可以給自己獨處的時間及空間，清空思緒，聆聽自己心中的指引(力量動物)，引領你更了解自己及尋找生中種種的智慧。

此外，導師會介紹每個特定力量動物的長處和特點，然後學生可以將他們的力量動物繪製為胸針的外形；通過胸針中擴散的天然精油香味，為佩戴它的您帶來積極的指引和能量。

金工技巧：從原材料的退火，成型，焊接，銼磨到基本表面花紋處理和配件連接及打磨拋光

製成品：擴香襟針一個

- Duration: 4.5 hours
- Charge: \$500/head
- Target Age: 14+
- Capacity: 8 pax
- Language: Cantonese, English
- Registration: <https://www.loupe.com.hk/tc/workshop>

www.loupe.com.hk

Loupe

*Workshop information is subject to change without prior notice.
Please contact the host directly for the latest details.

Loupe

**Watercolour Workshop:
Travel with your
painting pen - Kyoto**

水彩工作坊：帶著畫筆去旅行－
紅葉京都

2021.11.06 (Sat)

2:30 - 5:00 PM

Instructor 導師：Anthony Choy

H410, Block B, PMQ, 35 Aberdeen street,
Central, Hong Kong

T (852) 2623 2272
E enquiry@loupe.com.hk



We have been unable to travel for a long time due to the epidemic
Watercolour artist Anthony Choy decides to bring everyone on a trip
with paintbrushes

Starting from Sunday, November 6th, he will begin teaching painting
of different places around the world

The first stop will be to Kyoto to enjoy the autumn leaves.

Finished Product: One Kyoto watercolour painting

我們因疫情無法去旅行很久了
老師決定帶領大家用畫筆去旅行
由 11月6日 星期日開始跟大家畫世界不同名勝
首站老師帶大家到 京都賞秋紅葉

成品：紅葉京都水彩畫一幅

- Duration: 2.5 hours
- Charge: \$500/head
- Target Age: 14+
- Capacity: 10 pax
- Language: Cantonese, English
- Registration: <https://www.loupe.com.hk/tc/workshop>

Loupe

*Workshop information is subject to change without prior notice.
Please contact the host directly for the latest details.

Loupe

Painting on Rice Paper Workshop

宣紙繪畫工作坊

2021.11.07 (Sat)

3:00 - 5:00 PM

Instructor 導師： So Tat Sing @ ADAM

H410, Block B, PMQ, 35 Aberdeen street,
Central, Hong Kong

T (852) 2623 2272
E enquiry@loupe.com.hk



Loupe partners with ADAM, a platform for Artists with Disabilities, to bring a selection of creative arts workshops to Loupe. This workshop introduces Chinese painting using ink as a medium. Participants will learn to draw a Delighted Budding Lotus painting at this class, taught by ADA artist Mr So Tat Sing.

Finished Product: A Chinese Painting

Loupe 與台藝全人ADAM合作，於 Loupe 提供一系列創意藝術工作坊。此工作坊將介紹以水墨為媒介的中國畫。在ADA 藝術家蘇達成先生的指導下，參加者將學習繪畫一幅初荷悅色水墨畫。

成品：一幅中國畫

- Duration: 2 hours
- Charge: \$400/head
- Target Age: 14+
- Capacity: 10 pax
- Language: Cantonese, English
- Registration: <https://www.loupe.com.hk/tc/workshop>

Loupe

*Workshop information is subject to change without prior notice.
Please contact the host directly for the latest details.

Loupe

***Golden Beads
Ring Workshop***

金色米珠銅線扭花戒指工作坊

2021.11.13 (Sat)

2:00 - 6:00 PM

Instructor 導師：Catherine Lin

H410, Block B, PMQ, 35 Aberdeen street,
Central, Hong Kong

T (852) 2623 2272
E enquiry@loupe.com.hk



In this workshop, you will experience making an exquisite ring with beads & wires with your hands.

Finished Product: A Beaded Wire Ring

在這個工作坊，你可以體驗手繞銅線扭花，以一顆小小的米珠和0.3mm的銅線，製成一枚精緻的戒指。

製成品: 米珠銅線扭花戒指一隻

- Duration: 4 hours
- Charge: \$350/head
- Target Age: 14+
- Capacity: 8 pax
- Language: Cantonese, English
- Registration: <https://www.loupe.com.hk/tc/workshop>

Loupe

*Workshop information is subject to change without prior notice.
Please contact the host directly for the latest details.

Loupe

Tile Stone Earrings Workshop

牆地磚耳環工作坊

2021.11.14 (Sun)

2:00 - 6:00 PM

Instructor 導師：Tony Yeung

H410, Block B, PMQ, 35 Aberdeen street,
Central, Hong Kong

T (852) 2623 2272
E enquiry@loupe.com.hk



Handmade earrings is a thoughtful process. By cleaning and polishing the tile from Hong Kong old restaurant into a random polygon form, it can become stylish piece of jewellery. You will learn how to work with the stone material and handmade a pair of 925 sliver earrings.

Finished Product: One pair of Tile Stone Earrings

小小耳環看似簡單但卻充滿細節與心思，將舊式茶餐廳清拆時餘下的地磚塊打磨成隨機的多邊形，開孔並鑲嵌於耳針上，升級再造之餘，更是具有特色的小飾品。參加者在過程中將學習對石材的加工，以及人手製作925純銀耳針的步驟。

製成品：牆地磚耳環一對

- Duration: 4 hours
- Charge: \$400/head
- Target Age: 14+
- Capacity: 8 pax
- Language: Cantonese, English
- Registration: <https://www.loupe.com.hk/tc/workshop>

www.loupe.com.hk

Loupe

*Workshop information is subject to change without prior notice.
Please contact the host directly for the latest details.

Loupe

Christmas Stacking Rings Rhino 3D Workshop (Casting Included)

聖誕戒指組合Rhino 3D工作坊
(包鑄造)

2021.11.14 (Sun)

3:00 - 7:00 PM

Instructor 導師：Vendela Lo

H410, Block B, PMQ, 35 Aberdeen street,
Central, Hong Kong

T (852) 2623 2272
E enquiry@loupe.com.hk



Learn how to use Rhino 3D to create the stacking rings with Christmas elements and develop 3D modeling and rendering skills. When the class is completed, the designed rings will be cast in silver for you to take home (ready in a week).

Participants are to bring their own laptops installed with the Rhino software. A free evaluation version of the software is also available to download at <http://www.rhino3d.com/download/>

Finished Product: Rhino 3D designs & two casted silver rings

你將會學到如何使用Rhino 3D設計出一套帶有聖誕元素的組合戒指，培養3D建模和彩現技能。課堂完成後將會把設計好的戒指拿去鑄造（大概需時一至兩星期）。

參加者需要自備已經安裝了Rhino軟件的電腦，若未有安裝軟件，可以於<http://www.rhino3d.com/download/>下載免費使用版本上課。

製成品: Rhino 3D設計圖及兩隻戒指

- Duration: 4 hours
- Charge: \$400/head
- Target Age: 14+
- Capacity: 8 pax
- Language: Cantonese, English
- Registration: <https://www.loupe.com.hk/tc/workshop>

www.loupe.com.hk

Loupe

*Workshop information is subject to change without prior notice.
Please contact the host directly for the latest details.

Loupe

Aroma Jewellery Soap Workshop

香薰寶石皂工作坊

2021.11.17 (Wed)

2:00 - 5:00 PM

Instructor 導師：Ron @ SoopMe



Using Stephenson premium MP soap base from UK. Through techniques, add favorite colors and fragrances to make a different handmade soap. The jewellery soap that shimmers in the light, through your favorite color matching and adding your favorite scent, you will feel the beauty in your own hands.

Finished product: Aroma Marble Layered Jewellery soap and Labradorite soap

選用英國優質MP皂基。並透過技巧，添加喜歡的顏色和香味，製作出不一樣的手工肥皂。在光線下閃閃發光的寶石皂，透過您喜歡的顏色搭配並添加您喜歡的香味，您會感受到掌握於自己手中的美麗。

成品：一個香薰雲石分層寶石皂及拉長石皂

- Duration: 3 hours
- Charge: \$550/head
- Target Age: 14+
- Capacity: 8 pax
- Language: Cantonese, English
- Registration: <https://www.loupe.com.hk/tc/workshop>

Loupe

*Workshop information is subject to change without prior notice.
Please contact the host directly for the latest details.

Loupe

**Model • Kit Dolphin
Pendant Workshop**

模 • 型 海豚吊咀工作坊

2021.11.20 (Sat)

2:00 - 6:00 PM

Instructor 導師：Yoyo Chung

H410, Block B, PMQ, 35 Aberdeen street,
Central, Hong Kong

T (852) 2623 2272
E enquiry@loupe.com.hk

www.loupe.com.hk



Inspired by childhood favourite toys and together up with silversmithing, a playful and wearable pendant was designed. In this workshop, sawing, filing, soldering, polishing and cold jointing will be taught. You will make a moveable dolphin pendant.

Finished product: One Silver Pendant with Chain

以小時候喜歡的玩具模型為創作概念，並融入金工技術，讓大家能親手製作好玩又可佩戴的首飾。工作坊會授教傳統金工工藝，包括鋸、銼、焊、打磨及冷焊接技術，並製作可活動的小海豚吊咀。

製成品: 銀吊咀一個(連頸鏈)

- Duration: 4 hours
- Charge: \$400/head
- Target Age: 14+
- Capacity: 8 pax
- Language: Cantonese, English
- Registration: <https://www.loupe.com.hk/tc/workshop>

Loupe

*Workshop information is subject to change without prior notice.
Please contact the host directly for the latest details.

Loupe

Pearl & Bead Ring Workshop

珍珠銀珠戒指工作坊

2021.11.21 (Sun)

2:00 - 6:00 PM

Instructor 導師：Mary Wong



You will learn basic skills of jewellery making including sawing, annealing, forming and polishing. You will create a pearl and bead sterling silver ring that you can take home and enjoy. Your instructor will work with you as a group and as individuals to support and guide you through your learning. All materials included. Suitable for absolute beginners.

Finished Product: One Pearl & Bead Ring

參加者會於此工作坊將會學到基本的金工技巧，例如鋸切，退火，打磨，焊接，在表面添加紋理等，以創造出珍珠銀珠戒指。

製成品: 珍珠銀珠戒指一隻

- Duration: 4 hours
- Charge: \$400/head
- Target Age: 14+
- Capacity: 8 pax
- Language: Cantonese, English
- Registration: <https://www.loupe.com.hk/tc/workshop>

Loupe

*Workshop information is subject to change without prior notice.
Please contact the host directly for the latest details.

Loupe

Advanced Aroma Crystal Amethyst Cluster Soap Workshop

高級班香薰紫水晶洞肥皂工作坊

2021.11.25 (Thu)

2:00 - 5:00 PM

Instructor 導師：Ron @ SoopMe

H410, Block B, PMQ, 35 Aberdeen street,
Central, Hong Kong

T (852) 2623 2272
E enquiry@loupe.com.hk



This workshop uses Stephenson premium MP soap base from the UK. By applying different techniques, adding your favorite colours and fragrances to make a unique handmade soap. The Crystal Amethyst Cluster soap that shimmers in the light, through your favorite colour combination and scent, you will feel the beauty in your own hands.

Before joining this course, it is better for you to first join the Aroma Crystal Jewellery Soap or Aroma Quartz Cluster Soap Workshops beforehand.

Finished Product: A 6.5 x 5.5 x 10 cm handmade soap

選用英國優質MP皂基。並透過技巧，添加喜歡的顏色和香味，製作出不一樣的手工肥皂。在光線下閃閃發光的紫水晶洞，透過您喜歡的顏色搭配並添加您喜歡的香味，您會感受到掌握於自己手中的美麗。

學員參加此班前，建議先完成香薰水晶柱或香薰寶石肥皂工作坊課程。

製成品：一個大約6.5 x 5.5 x 10cm的肥皂

- Duration: 3 hours
- Charge: \$880/head
- Target Age: 14+
- Capacity: 6 pax
- Language: Cantonese, English
- Registration: <https://www.loupe.com.hk/tc/workshop>

Loupe

*Workshop information is subject to change without prior notice.
Please contact the host directly for the latest details.

Loupe

Christmas Enamel Brooches Workshop

聖誕搪瓷胸口針工作坊

2021.11.27 (Sat)

2:00 - 6:00 PM

Instructor 導師：Kimberly Chong

H410, Block B, PMQ, 35 Aberdeen street,
Central, Hong Kong

T (852) 2623 2272
E enquiry@loupe.com.hk



www.loupe.com.hk

The sifting technique of enamels is one of the simplest in enameling yet can create diverse textures on your metal piece. In this workshop participants may choose to make their favoured Christmas design while learning traditional metalsmithing techniques like sawing, drilling and filing. Let's celebrate Christmas with falling enamel!

Finished Product: One Christmas Enamel Brooch

篩撒式技術(Sifting Technique)是各種製作搪瓷藝術的手法中既為簡易又能在金屬上造出多種顏色和紋理變化的方法之一。在工作坊中，參加者可以學習並利用基礎的金工技巧例如鋸工、鑽孔、銼磨和搪瓷等，製作出各式各樣充滿聖誕氣氛的小裝飾或擺設。現在就與你的親朋好友或另一半一起製作屬於你們獨一無二的搪瓷聖誕裝飾，一起歡渡聖誕吧！

製成品：聖誕搪瓷胸口針一個

- Duration: 4 hours
- Charge: \$400/head
- Target Age: 14+
- Capacity: 8 pax
- Language: Cantonese, English
- Registration: <https://www.loupe.com.hk/tc/workshop>

Loupe

*Workshop information is subject to change without prior notice.
Please contact the host directly for the latest details.

Loupe

Geometrical Flower Hair-chain Workshop

幾何花卉頭飾工作坊

2021.11.28 (Sun)

1:00 - 5:00 PM

Instructor 導師：Esther Kwok

H410, Block B, PMQ, 35 Aberdeen street,
Central, Hong Kong

T (852) 2623 2272
E enquiry@loupe.com.hk

www.loupe.com.hk

Add a luxurious touch to your daily outfits with this hair chain made of silver and pearl.

Imitating natural plants with geometric form, through basic silversmith techniques such as sawing, soldering and polishing, you will create a hair-chain/necklace 2-way accessory that is perfect for various dressing styles.

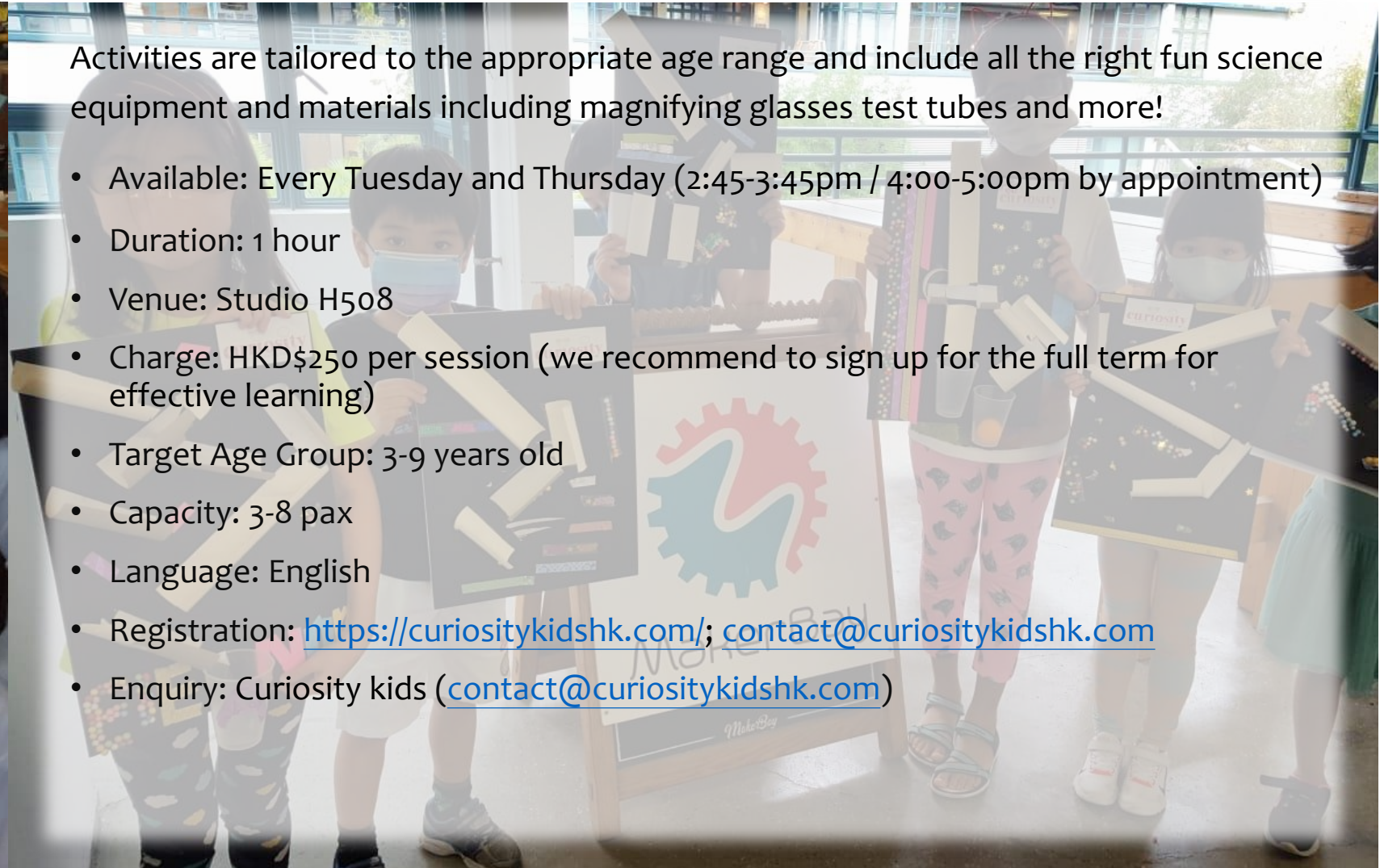
Finished Product: A Hair Chain

利用純銀與珍珠組合而成的頭飾，為日常打扮帶來微奢華感。以幾何圖案模仿大自然的植物，透過金工基本的鋸切、焊接及打磨技巧，以簡單的技巧製作成頭飾／頸鏈兩用的飾品，易於配襯日常不同的打扮風格。

製成品：幾何花卉頭飾一條

- Duration: 4 hours
- Charge: \$/head
- Target Age: +
- Capacity: pax
- Language: Cantonese, English
- Registration: <https://www.loupe.com.hk/tc/workshop>

Curiosity Kids Science Classes



Activities are tailored to the appropriate age range and include all the right fun science equipment and materials including magnifying glasses test tubes and more!

- Available: Every Tuesday and Thursday (2:45-3:45pm / 4:00-5:00pm by appointment)
- Duration: 1 hour
- Venue: Studio H508
- Charge: HKD\$250 per session (we recommend to sign up for the full term for effective learning)
- Target Age Group: 3-9 years old
- Capacity: 3-8 pax
- Language: English
- Registration: <https://curiositykidshk.com/>; contact@curiositykidshk.com
- Enquiry: Curiosity kids (contact@curiositykidshk.com)

Fabric Design and Creative Sewing Classes



Fabric design and Sewing activities encourages children to make imaginative and expressive use of materials for designing and inventing and to model their own designs. At this Stage their hand sewing skills are strengthened starting from the basics. This will help them prepare for doing projects on the sewing machine at later stage.

- Available: Every Monday, Wednesday, Friday, Saturday (by appointment)

(Monday / Wednesday / Friday: 4:15 pm - 5:15 pm// Saturday: 2:15 pm - 3:15 pm)

- Duration: 1 hour
- Venue: Studio H508
- Charge: HKD\$240
- Capacity: 2 - 6 pax
- Language: English
- Registration: <http://fabricart-hk.com/>; contact@fabricart-hk.com / 9281 5290
- Enquiry: Fabric Art (9281 5290 / contact@fabricart-hk.com)



Clutch Bag Workshop 【迷你手袋工作坊】

*Workshop information is subject to change without prior notice.
Please contact the host directly for the latest details.



Fancy to create your own unique clutch bag and customize your own statement on it?

We have daily workshops at Hong Kong PMQ Studio. All material included.

親身設計屬於自己獨一無二的手提包，讓你在日常搭配或時尚派對中更具個性！

材料包括：亞克力膠盒1個（18x11x6cm），亞克力 6色自選1色，防水手繪顏料，銅鍊一條

- Available: Monday to Friday 9:30 – 11:00, 17:00 – 18:30 (by appointment)
Saturday & Sunday: 11:00-12:30, 12:30-14:00, 14:00-15:30, 15:30-17:00 (by appointment)
- Duration: 1.5 hours
- Venue: Studio S202
- Charge: \$590 per person, \$550 for two, \$490 for three
- Age: No limited
- Capacity: 1-8 pax
- Language: Cantonese, English
- Registration: <https://ceciliama.com/collections/book-a-workshop/products/diy-clutch-bag-workshop>
- Group tickets <https://ceciliama.com/collections/book-a-workshop/products/workshop>
- Enquiry: Cecilia Ma (Whatsapp: +852 96628571 / info@ceciliama.com)



Sneakers Workshop 【小鞋禮物工作坊】

*Workshop information is subject to change without prior notice.
Please contact the host directly for the latest details.



Fancy to create your own unique Sneakers and customize your own color on it?

We have daily workshops at Hong Kong PMQ Studio.

All material included. White sneakers size 22-34.

若你想DIY 親自制作一見傾心、一見難忘的禮物, 絕對不能錯過全新推出的【小鞋禮物工作坊】
手繪制作手繪童裝球鞋, 配搭親子時尚造型。

材料包括：防水手繪顏料，手繪仿皮兒童手袋或兒童白色球鞋22-34碼

- Available: Monday to Friday 9:30 – 11:00, 17:00 – 18:30 (by appointment)
Saturday & Sunday: 11:00-12:30, 12:30-14:00, 14:00-15:30, 15:30-17:00 (by appointment)
- Duration: 1.5 hours
- Venue: Studio S202
- Charge: \$590 per person
- Age: No limited
- Capacity: 1-8 pax
- Language: Cantonese, English
- Registration: <https://ceciliama.com/collections/book-a-workshop/products/copy-of-diy-clutch-bag-workshop>
- Enquiry: Cecilia Ma (Whatsapp: +852 96628571 / info@ceciliama.com)



Family Workshop

【親子班】

*Workshop information is subject to change without prior notice.
Please contact the host directly for the latest details.



Looking for a workshop you can take with your kids in Hong Kong? From hand-painting clutch bags, sneakers making to high-heels pumps making, we've a heap of cool workshops where you can bond with your child. Come join us now and customize your own style. All material included.

- First artwork: Hand-painted Acrylic Clutch Bag
- Second artwork: Either a Kid's handbag or (for boy) a pair of kid's sneakers (White sneakers size 22-34)

若你想帶子女一同參加工作坊，把握快閃優惠時間，報名參加【親子班】激發孩子的創意，並增進 配色感知力！在體驗色彩繽紛、輕鬆有趣、充滿無窮驚喜的過程中，共同完成以下作品。

- 第1件作品：手繪成人亞克力手袋
- 第2件作品：手繪仿皮兒童手袋 (如果男孩可以選擇兒童球鞋) 球鞋22-32碼

1位成人連1位兒童 (共制2件作品) 沒有年齡限制

材料包括：亞克力膠盒1個 (18x11x6cm)，亞克力 6色自選1色，防水手繪顏料，銅鍊一條，手繪仿皮兒童手袋或白色兒童球鞋22-34碼

- Available: Monday to Friday 9:30 – 11:00, 17:00 – 18:30 (by appointment)
Saturday & Sunday: 11:00-12:30, 12:30-14:00, 14:00-15:30, 15:30-17:00 (by appointment)

- Duration: 1.5 hours
- Venue: Studio S202
- Charge: \$590 per person, \$550 for two, \$490 for three
- Age: No limited
- Capacity: 1-8 pax
- Language: Cantonese, English
- Registration: <https://ceciliama.com/collections/book-a-workshop/products/hot-mama-workshop>
- Enquiry: Cecilia Ma (Whatsapp: +852 96628571 / info@ceciliama.com)

phenotypsetter.

Upcycle Denim Workshop

升級再造老牛工作坊

*Workshop information is subject to change without prior notice.
Please contact the host directly for the latest details.



Experience craft making! All you need is a pair of used jeans and upcycle it to become a cool denim apron, a totebag or a hat. Our instructor will suggest the design direction and provide you basic tailoring pattern and trims, and teach the basic skills of cutting and sewing, allowing you to finish the work within the workshop.

內容：體驗製作！只需一條舊牛仔褲，即可升級為一件老牛工作圍裙、文化包或帽子。工作坊導師建議設計方向，提供基本紙樣及輔料，並教授簡單裁剪縫紉技巧，讓參與者即堂完成作品。

*** Remarks: For age 18 or above. Not required to have any clothes making skills and experience. Please bring your own pair of jeans, loose fitting as suggested, to the workshop. The finished apron size is subject to the size of the jeans.

- Available: Date of customer's choice. 客人自選日期 (11:00-20:00 by appointment)
- Duration: 2.5 hours
- Venue: Studio S203
- Charge: \$400 - 500 per person
- Capacity: 1-2 pax
- Language: Cantonese, English
- Registration: <https://phenotypsetter.com/collections/all/workshop>
- Enquiry: Jane (93000391 / jane@phenotypsetter.com)

phenotypsetter.

Denim Bucket Hat - Decoration Workshop

牛仔漁夫帽 - 裝飾 工作坊



A denim bucket hat will be supplied together with paints of basic colours, needle/thread, safety pins and woven tape, etc for you to design and decorate your hat. Our instructor will suggest the design direction and teach the basic skills, allowing you to finish the hat within the workshop.
Remarks: For age 12 or above. Not required to have any clothes making skills and experience.

工作坊會提供一頂牛仔漁夫帽 (size F)、基本色顏料、針線、扣針、織帶等裝飾，參與者即可裝飾成喜愛的設計。工作坊導師建議設計方向，並教授簡單技巧，讓參與者即堂完成作品。
註：適合12歲或以上。毋需服裝製作相關經驗。

- Available: Date of customer's choice. 客人自選日期 (11:00-20:00 by appointment)
- Duration: 1.5 hours
- Venue: Studio S203
- Charge: \$450 per person
- Capacity: 1-2 pax
- Language: Cantonese
- Registration: https://phenotypsetter.com/products/product?_pos=2&_sid=b9f729020&_ss=r
- Enquiry: J. Ng (93000391 / jane@phenotypsetter.com)

phenotypsetter.

Upcycled Denim Bucket Hat - Making Workshop

牛仔漁夫帽 - 製作 工作坊

*Workshop information is subject to change without prior notice.
Please contact the host directly for the latest details.



Experience craft making! All you need is a pair of used jeans and upcycle to become a cool denim bucket hat. Basic paper pattern, lining fabric, paints of basic colour, needle/thread and trims would be provided. Our instructor will suggest the design direction and teach the basic skills of making, allowing you to do the cutting and sewing yourself and finish the hat within the workshop.

Remarks: For age 18 or above. It's required to have basic skills of operating sewing machine. Please bring your pair of jeans (better be loose fitting), as suggested, to the workshop. The finished hat is subject to the condition of the jeans.

體驗製作！只需一條舊牛仔褲，即可升級為一頂牛仔漁夫帽。工作坊會提供基本紙樣、裡布、基本色顏料、針線及輔料等。工作坊導師建議設計方向，並教授簡單技巧，參與者在堂上裁剪及車縫，完成作品。註：適合18歲或以上。需具衣車操作經驗。參與者自備牛仔褲一條（建議闊身）。完成模樣視乎牛仔褲而定。

- Available: Date of customer's choice. 客人自選日期 (11:00-20:00 by appointment)
- Duration: 3 hours
- Venue: Studio S203
- Charge: \$560 per person
- Capacity: 1-2 pax
- Language: Cantonese
- Registration: https://phenotypsetter.com/products/product?_pos=2&_sid=b9f729020&_ss=r
- Enquiry: J. Ng (93000391 / jane@phenotypsetter.com)

POMCH

3D Pattern Forming Card Holder

立體成形卡片套

*Workshop information is subject to change without prior notice.
Please contact the host directly for the latest details.



Our studio provides the only three-dimensional PVC forming handbag workshop in Hong Kong, where the shape of real objects is formed onto the card holder. Students can bring their own objects, form them on PVC, and then make them into unique card holder.

Feature:

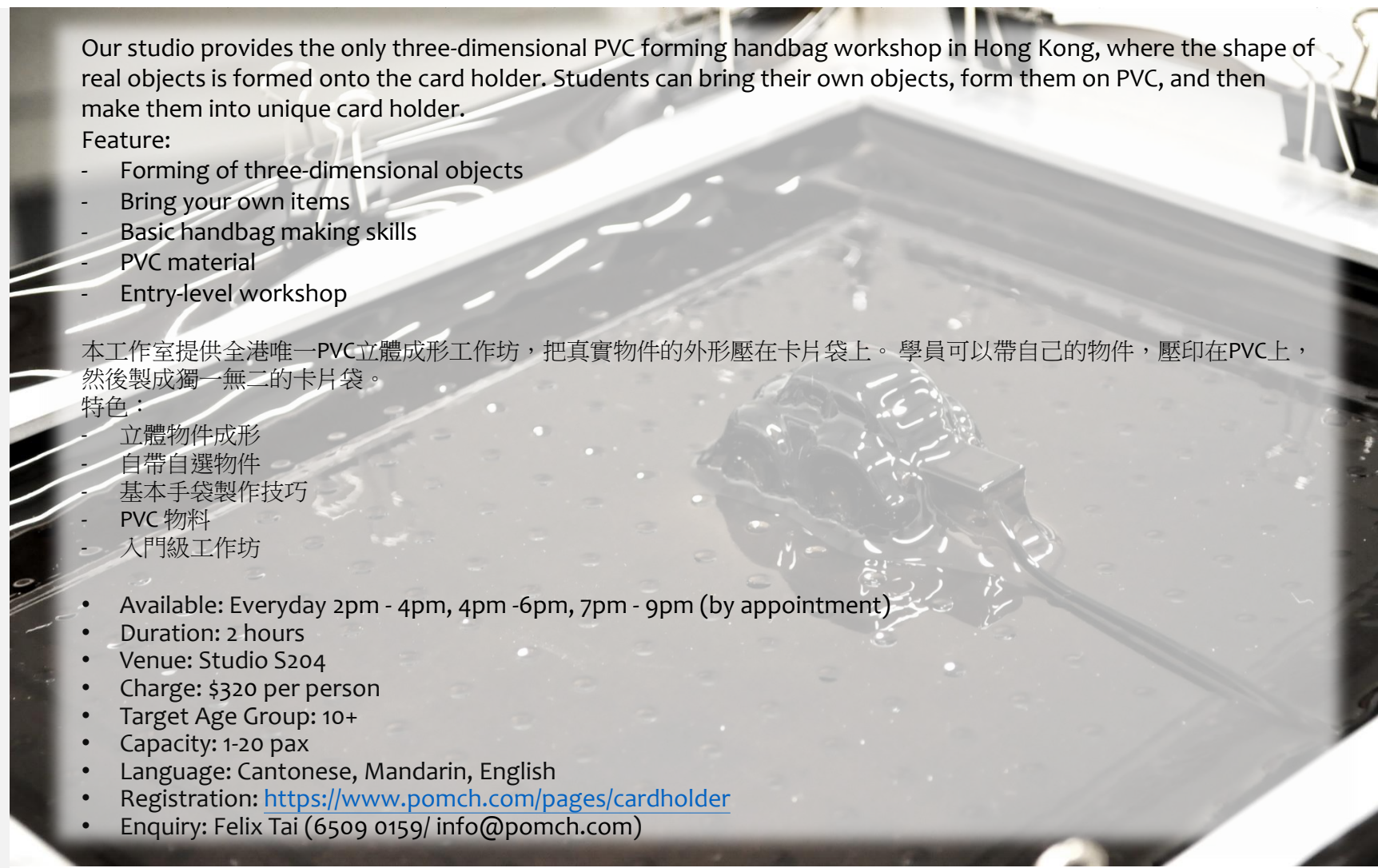
- Forming of three-dimensional objects
- Bring your own items
- Basic handbag making skills
- PVC material
- Entry-level workshop

本工作室提供全港唯一PVC立體成形工作坊，把真實物件的外形壓在卡片袋上。學員可以帶自己的物件，壓印在PVC上，然後製成獨一無二的卡片袋。

特色：

- 立體物件成形
- 自帶自選物件
- 基本手袋製作技巧
- PVC 物料
- 入門級工作坊

- Available: Everyday 2pm - 4pm, 4pm -6pm, 7pm - 9pm (by appointment)
- Duration: 2 hours
- Venue: Studio S204
- Charge: \$320 per person
- Target Age Group: 10+
- Capacity: 1-20 pax
- Language: Cantonese, Mandarin, English
- Registration: <https://www.pomch.com/pages/cardholder>
- Enquiry: Felix Tai (6509 0159/ info@pomch.com)



3D Pattern Forming Phone Bag

立體成形電話袋

*Workshop information is subject to change without prior notice.
Please contact the host directly for the latest details.



Our studio provides the only three-dimensional PVC forming handbag workshop in Hong Kong, where the shape of real objects is formed onto the phone bag. Students can bring their own objects, form them on PVC, and then make them into unique phone bag.

Feature:

- Forming of three-dimensional objects
- Bring your own items
- Basic handbag making skills
- PVC material
- Entry-level workshop

本工作室提供全港唯一PVC立體成形工作坊，把真實物件的外形壓在電話袋上。學員可以帶自己的物件，壓印在PVC上，然後製成獨一無二的電話袋。

特色：

- 立體物件成形
- 自帶自選物件
- 基本手袋製作技巧
- PVC 物料
- 入門級工作坊

- Available: Everyday 2pm - 4pm, 4pm - 6pm, 7pm - 9pm (by appointment)
- Duration: 2 hours
- Venue: Studio S204
- Charge: \$460 per person
- Target Age Group: 10+
- Capacity: 1-20 pax
- Language: Cantonese, Mandarin, English
- Registration: <https://www.pomch.com/pages/phone-bag>
- Enquiry: Felix Tai (6509 0159/ info@pomch.com)



POMCH

3D Pattern Forming Handbag

立體成形手袋

*Workshop information is subject to change without prior notice.
Please contact the host directly for the latest details.



Our studio provides the only three-dimensional PVC forming handbag workshop in Hong Kong, where the shape of real objects is formed onto the handbag. Students can bring their own objects, form them on PVC, and then make them into unique handbag.

Feature:

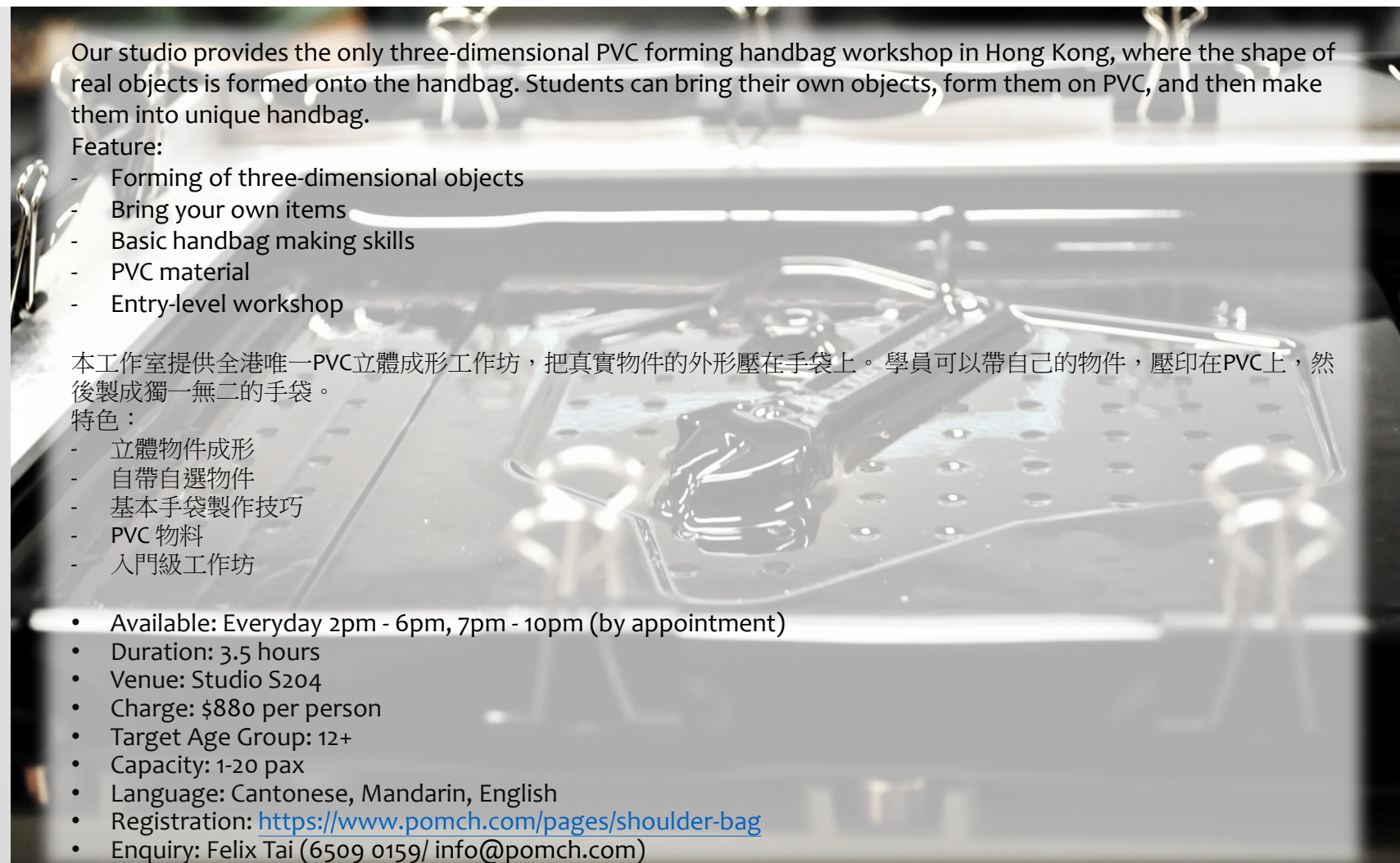
- Forming of three-dimensional objects
- Bring your own items
- Basic handbag making skills
- PVC material
- Entry-level workshop

本工作室提供全港唯一PVC立體成形工作坊，把真實物件的外形壓在手袋上。學員可以帶自己的物件，壓印在PVC上，然後製成獨一無二的手袋。

特色：

- 立體物件成形
- 自帶自選物件
- 基本手袋製作技巧
- PVC 物料
- 入門級工作坊

- Available: Everyday 2pm - 6pm, 7pm - 10pm (by appointment)
- Duration: 3.5 hours
- Venue: Studio S204
- Charge: \$880 per person
- Target Age Group: 12+
- Capacity: 1-20 pax
- Language: Cantonese, Mandarin, English
- Registration: <https://www.pomch.com/pages/shoulder-bag>
- Enquiry: Felix Tai (6509 0159/ info@pomch.com)



CYMASCOPE

純錫聲波碟工作坊



From rhythms to shapes, there are more messages behind sounds. Transforming cymascope into geometric patterns, sound is also a way to convey sentiments. In CYMASCOPE workshop, you will make a beautiful piece of sounds. Made of pure tin, can be used as an incense holder or multi-purpose plate.

音流學以視覺呈現聲音；不但是旋律，聲音更能轉釋為圖案，傳遞背後的訊息。聲波透過不同頻率的振動，水或細沙則能夠在平面上產生各種幾何圖案。聲音，是情感表現的方式之一。CymaScope把音階中的七個音節轉化為圖案；像摩斯密碼一樣，拼湊成不同的字句、樂章。CymaScope，製作聲音的萬花筒。

- Available: Every Thursday & Saturday (1:00pm – 3:00pm / 4:00pm – 6:00pm / 5:00pm – 7:00pm / 6:00pm – 8:00pm)
- Duration: 2 hours
- Venue: Studio S212
- Charge: \$450/head
- Capacity: max. 4 pax
- Language: Cantonese
- Registration: <https://www.playbackconcept.com/cymascope-workshop>
- Enquiry: Playback Concept (52818395 / playbackhandmade@gmail.com)


MIDDLE C

G#

D#

E#

B



S212 Playback Concept

PLAYBACK
CONCEPT

DRIFTWOOD Bracelet Workshop

漂流木情侶手鉅工作坊

*Workshop information is subject to change without prior notice.
Please contact the host directly for the latest details.



Driftwood Bracelet Workshop 3 hours (Finish and get it at the end of lesson)

Materials: Copper, Sterling Silver

Suitable: For beginners without any craft experience

關於設計：將純白的銀以紅銅覆蓋焊接成圓形的漂流木情侶手鉅，按想要的深度角度切角展露手鉅內部的銀，象徵彼此內心永遠也相連著。(即日完成 課堂完結時可取)

材質：銅、925銀

適合：對手工藝有興趣／想親手做禮物，無任何金工經驗亦可

- Available: Every Saturday & Sunday (12:00nn – 3:00pm / 4:30pm – 7:30pm)
- Duration: 3 hours
- Venue: Studio S212
- Charge: \$1600 for single piece / \$2800 for a pair
- Capacity: 2 - 4 pax
- Language: Cantonese
- Registration: <https://www.playbackconcept.com/driftwood>
- Enquiry: Playback Concept (52818395 / playbackhandmade@gmail.com)

S212 Playback Concept

PLAYBACK
CONCEPT

PERFECTLY IMPERFECT Bracelet Workshop

木目金手鉸工作坊

*Workshop information is subject to change without prior notice.
Please contact the host directly for the latest details.

PERFECTLY IMPERFECT Bracelet Workshop 3 hours (Finish and get it at the end of lesson)

Materials: Mokume Gane, Sterling Silver / Suitable: For beginners without any craft experience

我們都是由過去所有快樂與失望與遺憾累積而成，沒有人是完美，唯有彼此接受對方的缺憾與經歷，才能造就個更完整的關係。來自日本傳統金工工藝製作而成的木目金(Mokume Gane)由不同色彩的金屬一層層交疊鍛造而成。從零一步步累積的不朽金屬木紋象徵著二人的經歷。我們既相似，但更不同，在相遇一刻將彼此的故事連接成為往後更完整的人生，你的空白就由我來填寫。

關於設計：將木目金的年輪、純白的銀，按想要的比例切割成兩份，再交換焊接成為一對，象徵著彼此不可分割、互相唯一的部分。工作坊會教授焊接、打磨、拋光等金工技巧，需時3小時內，適合初學者參加。

刻字：工作坊現場刻字是人手打字印，課堂中會教授技巧，由你親手打上 / 材質：木目金、925銀

- Available: Every Saturday & Sunday (12:00nn – 3:00pm / 4:30pm – 7:30pm)
- Duration: 3 hours
- Venue: Studio S212
- Charge: \$1500/person
- Capacity: 2 - 4 pax
- Language: Cantonese, Mandarin
- Registration: <https://www.playbackconcept.com/perfectly-imperfect-rings-workshop>
- Enquiry: Playback Concept (52818395 / playbackhandmade@gmail.com)



S212 Playback Concept

PLAYBACK
CONCEPT

Silver Bracelets Workshop

情侶銀手鉅工作坊

*Workshop information is subject to change without prior notice.
Please contact the host directly for the latest details.



- Hand-crafting a silver bracelet from a silver stick
- Can choose different thickness and width of the bracelets
- Hand-stamping engraving of letters and number on your work
- Polishing and final retouching by tutor
- Different options for finishing: Mirror-finished / Matte-finished / Oxidized

Material: Sterling Silver

Free engraving: Hand-stamping done by you

Suitable for: Beginners without craft experience

*Get your bracelets at the end of lesson

- 基本銀匠工具認識
- 設計出理想的手鉅粗幼及闊度
- 在手鉅上敲出不同的紋理並槌上字母或句子
- 敲打出手鉅的形狀及打磨
- 由導師進行拋光
- 可按需要進行舊化染色處理

材質：925純銀 (Sterling Silver)

製成品：所有款式都可製作成光面 / 霧面 / 灰黑色舊化效果

刻字：工作坊現場刻字是人手打字印，課堂中會教授技巧，由你親手打上

適合：對手工藝有興趣／想親手做禮物，無需金工經驗

*即日完成 課堂完結時可取

- Available: Every weekend (12:00nn – 3:00pm / 4:30pm – 7:30pm)
- Duration: 3 hours
- Venue: Studio S212
- Charge: \$1200 for single piece (Limited to 1 participant) ; \$1900 for 2 pieces (1-2 participants)
- Capacity: 2 - 4 pax
- Language: Cantonese, Mandarin
- Registration: <https://www.playbackconcept.com/jewellery-workshop>
- Enquiry: Playback Concept (52818395 / playbackhandmade@gmail.com)

S212 Playback Concept

PLAYBACK
CONCEPT

Pure Tin Plate Workshop

純錫食器工作坊

*Workshop information is subject to change without prior notice.
Please contact the host directly for the latest details.



Pure Tin can absorb odours and removes impurities.

The combination of gourmet and a nicely handcrafted plate, is an uplift of food enjoyment.

Content:

- Hammering of patterns on the plate
- Shaping of the plate
- Around 10cm diameter for the finished plate

錫有吸附雜質異味，淨化抑菌、保鮮的作用。

美食與美器相互配合，造就味覺與視覺的享受，賦予生活的意義。用來擺放精緻甜品最合適不過。


內容：

- 搥上喜歡的紋理
- 將錫片壓成淺碟形狀
- 製成品尺寸為直徑約10cm

- Available: Available on every Tue to Sun [Mondays off] (1-3pm / 4-6pm / 5-7pm / 6-8pm)
- Duration: 2 hours
- Venue: Studio S212
- Charge: \$490
- Target age: 12+
- Capacity: 2 - 8 pax
- Language: Cantonese, Mandarin, English
- Registration: <https://www.playbackconcept.com/jewellery-workshop>
- Enquiry: Playback Concept (52818395 / playbackhandmade@gmail.com)

Fashion Weaving Workshop 時裝織作坊

*Workshop information is subject to change without prior notice.
Please contact the host directly for the latest details.



In this workshop, participants will learn the basics of weaving and ways to use up-cycling materials to create their own artwork.

During the process of looming and looping, we get our creative juices flowing, and our boundaries are pushed.

在本次工作坊，學員將學習編織的基本知識以及使用環保材料創作自己作品的方法。過程中，可以激發我們自己的創意突破邊界。

- Available: by appointment one week in advance
- Duration: 2 hours
- Venue: Verandah outside Studio S303 or online class
- Charge: \$580 /PERSON (-10% off for two people booking together)
- Capacity: max. 4 pax
- Language: Cantonese, English
- Registration: contact@modement.hk /+852 90827371
- Enquiry: Zoe (9082 7371 / shop@modement.hk)



S506 Dyelicious

November 2021

*Workshop information is subject to change without prior notice.
Please contact the host directly for the latest details.


Dyeing Experience by Food Waste Colour Workshop 天然剩菜染色 - 混色絞與紮染



During this dye-licious food dyeing workshop, you will take part in the process of dyeing from concept all the way to finished product. Every simple step will be part of the dyeing process and by putting your heart into it, you will make the work unique. You will make your own Shibori tie-dye or Itajime, a wooden-plate-dye, using a 50x50 centimeter Furoshiki—a traditional wrapping cloth—with the option to upgrade to something else. You will experience the experimental spirit behind the creative process using fresh food waste colors provided by Seasonal with blue from purple cabbage, yellow from onion and ginger, purple from sweet potato, brown from tea and coffee, pink from sakura wood, and more.

在染樂工房《3小時天然染色體驗》，你會透過5種「天然染料」及多種「絞紮技巧」體驗染色樂趣！位於香港中環PMQ的體驗館常備有Indigo、櫻花粉、紫薯紫、薑蔥黃、椰菜藍各種天然色彩，讓你參與到工藝製作，感受剩食無限可能。當然你亦可訂購 DIY染色套裝 在家體驗。「染樂工房，一個讓你看到廚餘可能性的染色工藝館。」在這裏，你能找2015米蘭世博讚美為「世界最美麗的色彩」的剩食染料；透過染色匠人的精心教學，帶您從細節探索染色工藝、感受生活美學。讓您的創意能量碰撞，綻放出屬於你的獨一無二作品。

- Available: Every Saturday & Sunday (10:30am – 13:30pm/ 2:30pm – 5:30pm) – by appointment
- Duration: 3 hours
- Venue: Studio S506
- Charge: \$365/head
- Capacity: maxi. 12 pax
- Language: Cantonese
- Registration: <https://www.accupass.com/event/2012010532171576177399>
- Enquiry: Dyelicious (98583616 / info@dyelicious.hk)



S511 Oscary Art

Art Jam 自助繪畫

November 2021

*Workshop information is subject to change without prior notice.
Please contact the host directly for the latest details.



Since 2010, we had been one of the most popular art studios in Hong Kong. Our studios provides all materials for acrylic paintings in many choices of canvas sizes. Our tutor in shop to assist you on your idea and basic painting techniques, we are looking forward to make creative pieces with you together.

自2010年以來，我們一直是香港最受歡迎的藝術工作室之一。我們的工作室提供了丙烯材料及不同大小的畫板。我們的導師亦會與你一同尋找靈感和教導繪畫的基本技巧，我們期待與你一起創造創意。

- Available: Every day (by appointment only)
- Duration: 4 hours
- Venue: Studio S511 & verandah
- Charge: \$200/head
- Capacity: 1-4 pax
- Language: Cantonese, Mandarin, English
- Registration: www.oscaryart.com; oscaryart@gmail.com; 95881514
- Enquiry: Winnie Chan (95881514 / oscaryart@gmail.com)





S513 513 Paint Shop

November 2021

Gold Foil Totebag Workshop 金箔布袋工作坊

*Workshop information is subject to change without prior notice.
Please contact the host directly for the latest details.



Decorate tote bag with gold foil, refashioning simplicity to a wearable artwork. It revives the common fashion piece with a touch of luxury.
利用金箔設計獨一無二的帆布布袋，將它變成一件可穿戴的藝術品。

- Available: Every Saturday & Sunday by appointment (12pm-2pm, 2pm-4pm, 4pm-6pm)
- Duration: 2 hours
- Venue: Studio S513 verandah
- Charge: \$300/head
- Capacity: 1-8 pax
- Language: Cantonese, English
- Registration: www.513paintshop.com, shop@513paintshop.com, 21552282
- Enquiry: Jacqueline Wong (21552282 / shop@513paintshop.com)





S513 513 Paint Shop

Coaster Painting 水松杯墊工作坊

November 2021

*Workshop information is subject to change without prior notice.
Please contact the host directly for the latest details.



Paint and draw with 513 paints on a cork coaster.

水松杯墊設計。

- Available: Every day by appointment (12pm-1:30pm, 2pm-3:30pm, 4pm-5:30pm)
- Duration: 1.5 hours
- Venue: Studio S513 verandah
- Charge: \$150/head
- Capacity: 1-8 pax
- Language: Cantonese, English
- Registration: www.513paintshop.com, shop@513paintshop.com, 21552282
- Enquiry: Jacqueline Wong (21552282 / shop@513paintshop.com)





S513 513 Paint Shop

Master Class Series

大師抽象畫班

November 2021

*Workshop information is subject to change without prior notice.
Please contact the host directly for the latest details.

One-on-one workshop with tutor to create abstract painting with foil on velvet fabric or canvas.

在絲絨布或帆布上創作抽象畫，並配以金箔作點綴。工作坊以一對一形式進行。

- Available: Every day by appointment (12:00pm-3:00pm, 3:00pm-6:00pm)
- Duration: For size, 50cm x 50cm: 1 session, 3 hours; For size, 130cm x 100cm: 2-3 sessions, each session about 2-3 hours (Total 6 hours)
- Venue: Studio S513 verandah
- Charge: On Velvet/Canvas (50cm x 50cm) HK\$900/head | On Velvet (130cm x 100cm) HK\$1800 /head
- Capacity: 1-4 pax
- Language: Cantonese, English
- Registration: www.513paintshop.com, shop@513paintshop.com, 21552282 (Book before 5-7 days ahead)
- Enquiry: Jacqueline Wong (21552282 / shop@513paintshop.com)



S513 513 Paint Shop

November 2021

Denim Gold Foil Handbag Workshop 金箔x牛仔布手袋工作坊

*Workshop information is subject to change without prior notice.
Please contact the host directly for the latest details.



Decorate denim handbag with gold foil, refashioning simplicity to a wearable artwork. It revives the timeless fashion piece with a touch of luxury.

利用金箔設計獨一無二的牛仔布手提袋，將它變成一件可穿戴的藝術品。

- Available: Every day by appointment (12pm-2pm, 2pm-4pm, 4pm-6pm)
- Duration: 2 hours
- Venue: Studio S513 verandah
- Charge: \$300/head
- Capacity: 1-8 pax
- Language: Cantonese, English
- Registration: www.513paintshop.com, shop@513paintshop.com, 21552282
- Enquiry: Jacqueline Wong (21552282 / shop@513paintshop.com)






S513 513 Paint Shop

Pour Painting Workshop 流體畫工作坊

November 2021

*Workshop information is subject to change without prior notice.
Please contact the host directly for the latest details.



Let your paint flow, to create a fascinating and unique art piece.
讓顏料任意在畫面上流動，創作出一幅獨一無二的藝術品。

- Available: Every day by appointment (12pm-2pm, 2pm-4pm, 4pm-6pm)
- Duration: 2 hours
- Venue: Studio S513 verandah
- Charge: From \$180/head
- Capacity: 1-6 pax
- Language: Cantonese, English
- Registration: www.513paintshop.com, shop@513paintshop.com, 21552282
(Book before 3-5 days ahead)
- Enquiry: Jacqueline Wong (21552282 / shop@513paintshop.com)



S513 513 Paint Shop

November 2021

*Workshop information is subject to change without prior notice.
Please contact the host directly for the latest details.

Aqua Mark-making 水彩畫·痕跡創作



Scribble, splash, doodle, dot. Enjoy the process of making as many marks as you can with pencils, pastels and paints. Bring your mind wander in wonderland and roam across the canvas to express your imaginary with emotions.

塗一塗，潑一潑，掃一掃，點一點。拿著鉛筆，蠟筆，油漆，讓您的思想在仙境中徘徊，隨意在畫冊上漫遊，抒發您的情感，塑造您的幻想。

- Available: Everyday (12pm-2pm, 2pm-4pm, 4pm-6pm - by appointment only)
- Duration: 2 hours
- Venue: Studio S513 verandah
- Charge: \$250
- Capacity: 4 pax
- Language: Cantonese, English, Mandarin
- Registration: www.513paintshop.com, shop@513paintshop.com, 21552282
- Enquiry: Team 513 (21552282 / shop@513paintshop.com)





*Workshop information is subject to change without prior notice.
Please contact the host directly for the latest details.

Simplified, Easy and Fun Shoe Making Workshop

簡單、輕鬆、有趣的製鞋工作坊



Easy-2-Make | Beginner Workshop

- Original Designs
- Handmade by You

New shoemaking workshops by Shoe Artistry. Experience making a wearable pair within 3-4 hours. It can be for yourself, a friend or even as gifts for a loved one. Simple and Fun! * Shoe style and colour need to be confirmed before class

簡易手工鞋班 | 初階

- 原創設計
- 由你親手製作

鞋藝工館初階造鞋工作坊，3-4小時內就可製作出可穿，有型和舒適的鞋子。親自製作的鞋子可以是給自己穿，製作得給朋友或是送給最愛的那一位，簡單又有趣！

- Available: Every Saturday (between 12nn - 6pm by appointment)
For other days, please send enquiry.
- Duration: 3-4 hours
- Venue: Studio S603 or verandah
- Charge: \$500 and above
- Capacity: 2-4 pax
- Language: Cantonese, English
- Registration: <http://shoeartistry.com/beginner-shoemaking-workshops/>
- Enquiry: Jeff Wan (2796 6018/ hi@shoeartistry.com)



*Workshop information is subject to change without prior notice.
Please contact the host directly for the latest details.

<< Ocean Art in Assessment >>

海洋繪畫心理測評 \$498/1

Create Your Own Ocean

21/10 - 22/11

Session A : 12-1:30p.m. (max 4 ppl)

Session B: 2-3:30p.m. (max 4 ppl)

Session C: 4-5:30p.m. (max 4 ppl)

Session D: 6:-7:30p.m. (max 4 ppl)

Application:

Wtsapp/Tel 53744782 Yucca Wong



Date : 10月21-11月22日 (Walkin-trial)

Time : 12 - 8p.m. (Anytime)

Venue : S313-314, Staunton A, PMQ


Ocean World Art Jamming \$80/1

Use Various Media to show your own ocean

製作一個獨一無二的海洋世界~~

用不同的物料表演自己心中所想~

instagram: Artisticroom__



Pop-up: S313-S314
Artistic Room A.R. 生活小品

Ocean Theme Workshop @ PMQ