


慢活

樂

@元創方

CREATIVE WORKSHOP
SERIES@PMQ





ARTS & CRAFTS STUDIO

H401 Arts & Crafts Studio

POMPOM Mid-Autumn Bunny Workshop

中秋兔兔工作坊



*Workshop information is subject to change without prior notice.
Please contact the host directly for the latest details.



Cutie Mid Autumn Bunny! let's add an adorable tiny pal to your party to create more cheerful festive atmosphere in Mid-Autumn Festival.

Pom Pom Bunny is made with cotton wool with onyx eyes, height around 10cm(4inch), dress with genuine Japanese silk kimono fabric, Workshop is Teaching by the Japanese Artist.

可愛的中秋賓尼兔！讓我們為你的中秋節日添加一隻可愛的小伙伴，營造更歡快的節日氣氛。日本導師教授的賓尼兔是由帶有黑瑪瑙眼睛的棉絨製成，高度約10厘米（4英寸），連衣裙採用日本真絲和服面料製成。

- Available: 3 September 2022 Saturday 2:00 – 4:00pm (by appointment)
- Duration: 2 hours
- Venue: PMQ S302
- Charge: \$480 | \$430 (Early-bird before Aug 15th)
- Age: 6+
- Capacity: 8 - 12 pax
- Language: English, Cantonese, Japanese
- Registration: <https://ac-std.com/blogs/news/september-workshop-pompom-mid-autumn-bunny-workshop>
- Enquiry: Arts & Crafts Studio (9155-9374 / artscrafts401@gmail.com)



H405 Isatisse Studio

Nagomi Pastel Lantern Workshop 和諧粉彩燈籠工作坊



*Workshop information is subject to change without prior notice.
Please contact the host directly for the latest details.

Nagomi Art is an art form to calm and relax one's mind as the painters go through the process to choose and blend the colors and complete the beautiful art piece all by themselves. Let's make a unique Nagomi pastel lantern for ourselves during the mid-autumn festival and share the joy of the art with our friends and relatives.

日本和諧粉彩藉着一種簡單、放鬆的作畫方法，讓人們從中獲得放鬆、愉悅的感覺。在中秋節期間，透過這門紓解壓力與情緒的藝術，運用色彩鮮明的粉彩，創造自己獨有的和諧粉彩燈籠，在佳節與家人朋友一起欣賞。

- Available: Every day 11am - 1pm, 2pm - 4pm, 5pm-7pm (Please book 3 days prior to the actual workshop day)
- Duration: 2 hours
- Venue: Studio H405
- Charge: HKD 420 per person | HKD 400 per person for 2 people enrolling at one time | HKD 450 1 Kid + 1 Parent making 1 lantern together
- Age: Aged 5 + /Adult/ Kids aged under 7 are suggested to join with 1 parent
- Capacity: 1 pax
- Language: Cantonese, English
- Registration: Whatsapp 92612948 / <https://isatisse.com/collections/workshop/Workshop>
- Enquiry: Isabel Tong (92612948 / info@isatisse.com)





H405 Isatisse Studio

"BRIGHT BRIGHT CITIES" CREATIVE PAPER LANTERN WORKSHOP

動感都市創意紙燈籠工作坊



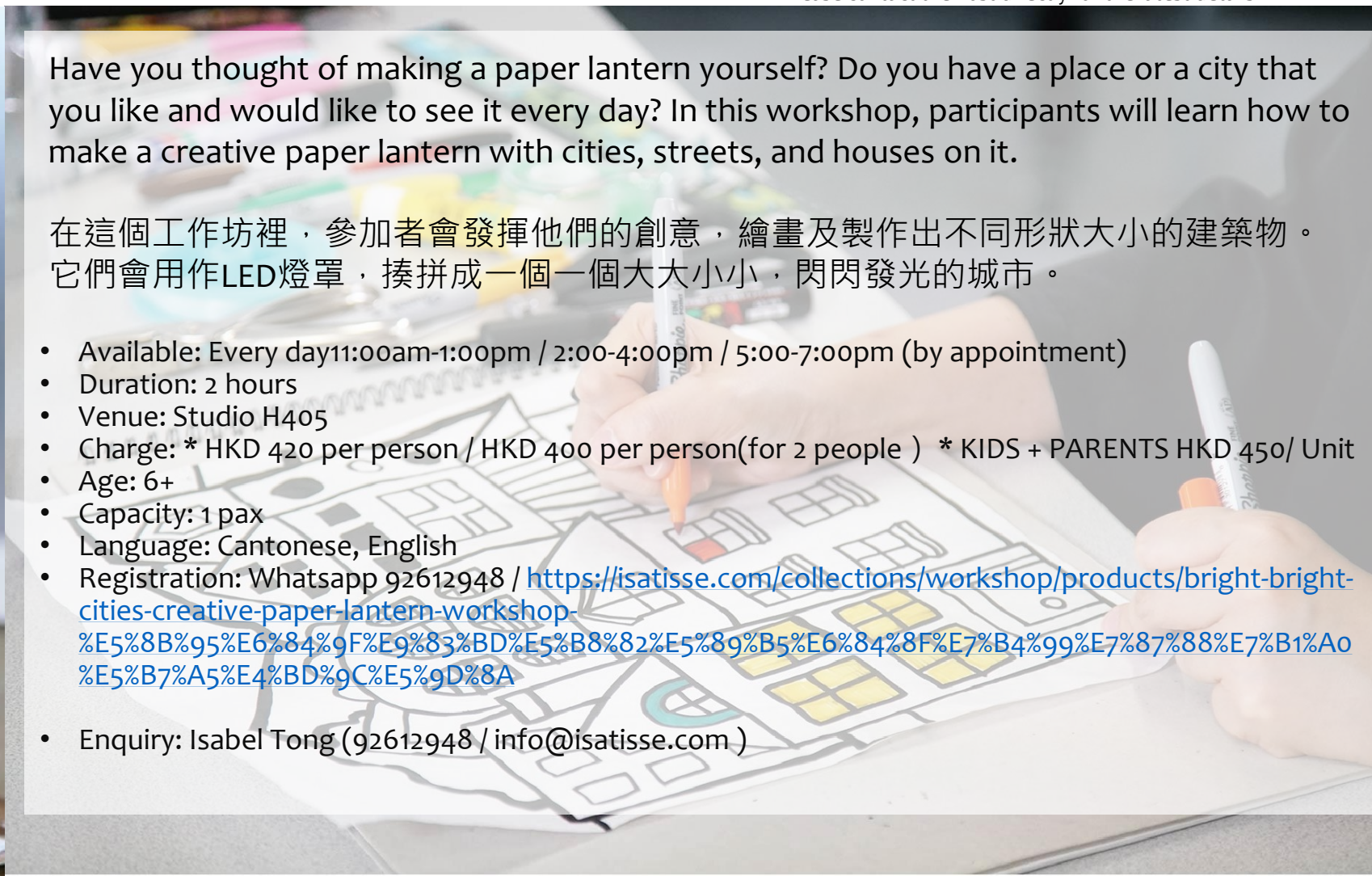
*Workshop information is subject to change without prior notice.
Please contact the host directly for the latest details.



Have you thought of making a paper lantern yourself? Do you have a place or a city that you like and would like to see it every day? In this workshop, participants will learn how to make a creative paper lantern with cities, streets, and houses on it.

在這個工作坊裡，參加者會發揮他們的創意，繪畫及製作出不同形狀大小的建築物。它們會用作LED燈罩，湊拼成一個一個大大小小，閃閃發光的城市。

- Available: Every day 11:00am-1:00pm / 2:00-4:00pm / 5:00-7:00pm (by appointment)
- Duration: 2 hours
- Venue: Studio H405
- Charge: * HKD 420 per person / HKD 400 per person (for 2 people) * KIDS + PARENTS HKD 450/ Unit
- Age: 6+
- Capacity: 1 pax
- Language: Cantonese, English
- Registration: Whatsapp 92612948 / <https://isatisse.com/collections/workshop/products/bright-bright-cities-creative-paper-lantern-workshop-%E5%8B%95%E6%84%9F%E9%83%BD%E5%B8%82%E5%89%B5%E6%84%8F%E7%B4%99%E7%87%88%E7%B1%A0%E5%B7%A5%E4%BD%9C%E5%9D%8A>
- Enquiry: Isabel Tong (92612948 / info@isatisse.com)



Cyanotype Lantern 藍曬燈籠



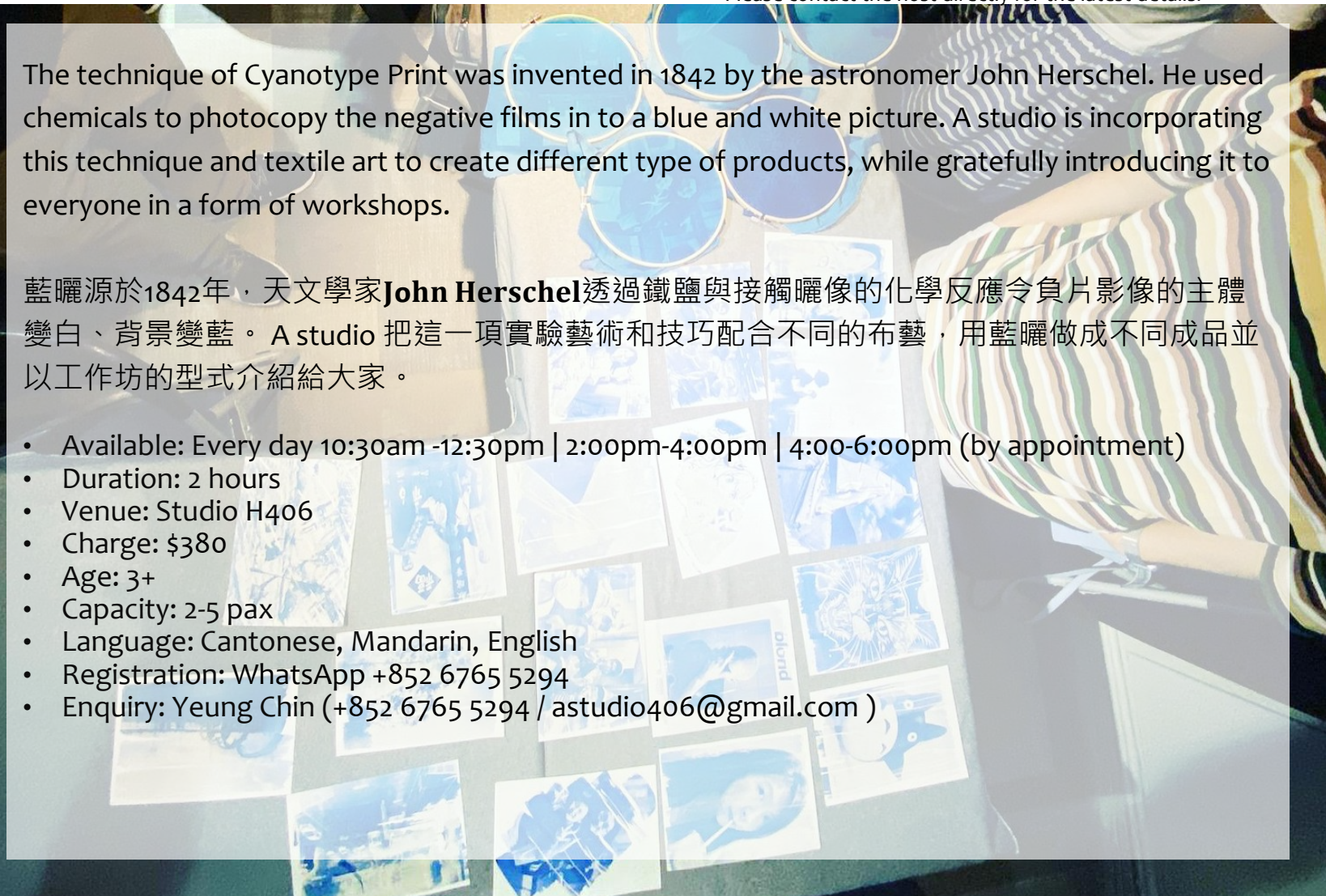
*Workshop information is subject to change without prior notice.
Please contact the host directly for the latest details.



The technique of Cyanotype Print was invented in 1842 by the astronomer John Herschel. He used chemicals to photocopy the negative films in to a blue and white picture. A studio is incorporating this technique and textile art to create different type of products, while gratefully introducing it to everyone in a form of workshops.

藍曬源於1842年，天文學家**John Herschel**透過鐵鹽與接觸曬像的化學反應令負片影像的主體變白、背景變藍。A studio 把這一項實驗藝術和技巧配合不同的布藝，用藍曬做成不同成品並以工作坊的形式介紹給大家。

- Available: Every day 10:30am -12:30pm | 2:00pm-4:00pm | 4:00-6:00pm (by appointment)
- Duration: 2 hours
- Venue: Studio H406
- Charge: \$380
- Age: 3+
- Capacity: 2-5 pax
- Language: Cantonese, Mandarin, English
- Registration: WhatsApp +852 6765 5294
- Enquiry: Yeung Chin (+852 6765 5294 / astudio406@gmail.com)





S411 Tufting Dept Dotted Collective

Mid-Autumn Festival 2022



Tufting Rabbit Lantern Bag Workshop 毛毛月兔手袋工作坊

*Workshop information is subject to change without prior notice.
Please contact the host directly for the latest details.



Special Workshop - 1-Day Tufting Rabbit Lantern Bag Workshop make a signature rabbit lantern bag with Tufting Dept! Transforming traditional mid-autumn festival fun to everyday chic accessory!

中秋節限定！1-Day 毛毛月兔手袋工作坊 小巧的毛毛手袋 隨身帶著你天馬行空的創作 是行街購物、襯衫和打卡的好選擇！

- Available: Every day 12pm – 6pm (by appointment only)
- Duration: 6 hours
- Venue: Studio S411
- Charge: \$1,280 per person
- Age: Aged 12+ / kids aged 8-11 with 1 parent
- Capacity: 1-6 pax
- Language: Cantonese, English & Mandarin
- Registration: <http://dotted.hk/lantern>
- Enquiry: Millie Chiu (6790 4072 / play@dotted.hk)





Lantern Style Flower Arrangement for Mid Autumn Festival 特式中秋花藝班

*Workshop information is subject to change without prior notice.
Please contact the host directly for the latest details.



Creating something new with freshly cut bamboo to provide some autumnal enchantment in yellow and ochre

中式插花初體驗，除了簡單講述東方插花歷史之外，還會用劍山去插作一盆作品，包括立碗，劍山，沉木及花材。珠老師無私提供及解答花藝知識，學到的全都帶回家！

- Available: Sep 4th & 9th - 11:00-12:30pm, 2-3:30pm,
Sep 7th 6:30-8:00pm, 10th 3-4:30pm, 6-7:30pm (Please make appointment)
- Duration: 1.5 hours
- Venue: Studio S503
- Charge: \$350 per person
- Age: 9+
- Capacity: 2-7 pax
- Language: Cantonese, Mandarin, English
- Registration: WhatsApp 92739788 waafaacii@outlook.com
- Enquiry: Teacher Chu (92739788 / waafaacii@outlook.com)





Mini Bonsai with Bunny on the Moon 玉兔在月迷你盤景班

*Workshop information is subject to change without prior notice.
Please contact the host directly for the latest details.



This special design is made for Mid-Autumn festival using Opal gravel and a natural yellow gemstone that represent the Moon and the bunny figure who's a company with Seung-go.

特別設計的迷你盤景用上蛋白碎石，黃晶球，讓玉兔猶如置身於月球上，只需要保持苔蘚濕潤，整盤植物就能快樂成長，非常適合放在室內。

- Available: Sep 3rd - 2:00-3:30pm, 4:30-6:00pm | 4th - 4:30-6:00pm | 6th - 6:00-7:30pm (Please make appointment)
- Duration: 1.5 hours
- Venue: Studio S503
- Charge: \$338 per person
- Age: 9+
- Capacity: 2-7 pax
- Language: Cantonese, Mandarin, English
- Registration: WhatsApp 92739788 waafaacii@outlook.com
- Enquiry: Teacher Chu (92739788 / waafaacii@outlook.com)

Loupe

*Workshop information is subject to change without prior notice.
Please contact the host directly for the latest details.



Loupe

Parent & Child Mid-Autumn Festival Chinese Calligraphy and Lantern Drawing Workshop

中秋書法兒童親子工作坊

2022.09.03 (Sat)

10:30 - 13:00PM

Instructor 導師：Patricia Wong (王碧思)

Fee 費用: \$540

費用已包括導師費材料

The fee includes tutor fee, materials



Mid-autumn festival approached, under the guidance and inspiration of the tutors, the students practiced Chinese calligraphy skills and created works. Parent and children can learn and experience the Chinese Art Culture form the workshop.

Suitable for children over 6 years old (up to 6 people), no calligraphy experience is required

Finished Product: Lantern

中秋臨近，在導師的指導和啟發下，學生練習中國書法技巧，創作作品，小朋友從工作坊中學習文字的粹粹，體驗中國藝術文化。

適合家長和子女參加，無需書法經驗
製成品：燈籠

- Duration: 2.5 hours
- Charge: \$540 / head
- Age: 6+
- Capacity: 8
- Language: English / Cantonese
- Registration: <https://www.loupe.com.hk/tc/workshop>

Loupe

*Workshop information is subject to change without prior notice.
Please contact the host directly for the latest details.



Loupe

Adult Mid-Autumn Festival Chinese Calligraphy and Lantern Drawing Workshop

中秋書法成人工作坊

2022.09.03 (Sat)

14:30 - 17:00PM

Instructor 導師：Patricia Wong (王碧思)

Fee 費用:\$540

費用已包括導師費材料

The fee includes tutor fee, materials

H410, Block B, PMQ, 35 Aberdeen street,
Central, Hong Kong

T (852) 2623 2272

E enquiry@loupe.com.hk



www.loupe.com.hk

Handmade silver ring combined with brass, decorated with stone cube at the place you wanted. Creating a stylish and creative daily wearable brooch which suite your outfit.

Finished Product: One Geometric ring with stone cube

用純銀與黃銅製作簡約幾何戒指，並在喜歡的位置加上方型石珠裝飾。發揮想像，簡單易襯。

製成品:幾何方型石珠戒指

- Duration: 4 hours
- Charge: \$600/head
- Age: 14+
- Capacity: 6
- Language: English / Cantonese
- Registration: <https://www.loupe.com.hk/tc/workshop>

Loupe

*Workshop information is subject to change without prior notice.
Please contact the host directly for the latest details.



Loupe

Over The Moon Silver Ring Mid-Autumn Festival Workshop

觸得到的月球銀戒指中秋工作坊

2022.09.03 (Sat)

14:00 - 17:00PM

Instructor 導師：Tony Yeung

Fee 費用：\$600

費用已包括導師費材料及休閒下午茶券

The fee includes tutor fee, materials and waffle coupons

H410, Block B, PMQ, 35 Aberdeen street,
Central, Hong Kong

T (852) 2623 2272
E enquiry@loupe.com.hk



925 silver ring with moon surface texture. Take away the moon with your closest person.

Finished product: One Silver Ring

把月亮戴走。以925銀製作月球表面紋理戒指，今個中秋與重要的人在更近的距離觀賞月方亮。

製成品:一隻銀戒指

- Duration: 3 hours
- Charge: \$600/head
- Age: 14+
- Capacity: 8
- Language: English / Cantonese
- Registration: <https://www.loupe.com.hk/tc/workshop>

*Workshop information is subject to change without prior notice.
Please contact the host directly for the latest details.



Loupe

Mid-Autumn Festival • Full Moon Sakura Silver Earrings Workshop

中秋花好月圓 · 櫻花銀耳環工作坊

2022.09.04 (Sun)

15:30 - 17:30PM

Instructor 導師 : Cris Gao

Fee 費用 : \$ 500

費用已包括導師費材料及休閒下午茶券

The fee includes tutor fee, materials and waffle coupons

H410, Block B, PMQ, 35 Aberdeen street,
Central, Hong Kong

T (852) 2623 2272
E enquiry@loupe.com.hk



Are you longing to see Sakura for so so long? Come make a pair of sakura earrings and you can wear it next to the sakura trees next time.

Finished product: One Silver Earring

很久沒去看櫻花了？來做一對銀制櫻花耳環，在下個櫻花季戴著去看櫻花吧！

製成品：一對銀耳環

- Duration: 2 hours
- Charge: \$500/head
- Age: 14+
- Capacity: 8
- Language: English / Cantonese
- Registration: <https://www.loupe.com.hk/tc/workshop>