

慢活

● @ 元創方
樂

CREATIVE WORKSHOP
SERIES@PMQ





*Workshop information is subject to change without prior notice.
Please contact the host directly for the latest details.

Aqua mark-making (Online Workshop)

水彩畫·痕跡創作

Scribble, Splash, Doodle, Dot. Enjoy the process of making as many marks as you can with pencils, pastels and paints. Bring your mind wander in wonderland and roam across the canvas to express your imaginary with emotions.

塗一塗,潑一潑,掃一掃,點一點。拿著鉛筆,蠟筆,油漆,讓您的思想在仙境中徘徊,隨意畫冊上漫遊,抒發您的情感,塑造您的幻想。

- Medium: Google Meet (Without time limitation)
- Available: All year round (2-4pm/ 4-6pm), at least 5days booking in advance
- Duration: 2 hours
- Charge: \$380 per material pack
- Age: 6+
- Capacity: Minimum 2 ppl
- Language: Cantonese, Mandarin, English
- Registration: shop@513paintshop.com/ 21552282
- Enquiry: Jacqueline Wong (21552282 / shop@513paintshop.com)






Nagomi Pastel Art Trial Workshop – ONLINE

和諧粉彩體驗工作坊 - 網上課程

*Workshop information is subject to change without prior notice.
Please contact the host directly for the latest details.



Nagomi Art, a form of Japanese art healing founded in Japan, using pastels and fingers to create a gentle, transparent, warm, and heart-touching art through simple yet unique ways of painting techniques. The therapeutic nature of this art is able to create a sense of harmony and enhance the self-esteem of the painter. This art helps to calm and relax one's mind as the painters go through the process to choose and blend the colors and complete the beautiful art piece all by themselves. It's an art for everyone and anyone! (1 to 2 Artworks can be done)

**** Materials will be couriered by SF Express (paid by receiver) to participants. (1 box of 12B dry pastel, 4 pcs of Artpaper and 1 design stencil sheet)**

**** Other material such as pencil, eraser, ruler and scissors should be prepared by participants.**

和諧粉彩源自日本，由細谷典克先生於2003年創立的一門大眾藝術。細谷先生發現日本人在職場上情緒壓抑的問題很值得正視，於是想藉一種簡單、放鬆的作畫方法，讓人們從中獲得放鬆、愉悅的感覺，透過這門藝術紓解壓力與情緒。他隨後成立了日本粉彩希望協會JPHAA，希望把這門藝術推廣開去，讓更多人感受到藝術療癒的威力。我們透過體驗工作坊，讓繁忙的都市人及從未接觸過和諧粉彩但有興趣的朋友們，一同來參與，既可發揮創意，又可治癒心靈。大家就一起來體驗這個快樂的藝術療癒旅程吧！

****主要材料 - 包括一盒有12B 乾粉彩，4張和諧粉彩專用紙，刷板1張會以順豐到付寄出。**

****參與者自備 基本材料 - 鉛筆，刷膠，間尺，鉸剪等。**

- Medium: Zoom
- Available: By appointment (1p.m. -2:30p.m., 3:00p.m. -4:30 p.m., 5: 00 -6:30p.m) , book at least 3 days in advance
- Duration: 1.5 hours
- Charge: \$400 per material pack
- Age: 6+
- Capacity: 1 pax and more
- Language: Cantonese, English
- Registration: 92612948/ info@isatisse.com
- Enquiry: Isabel Tong (92612948/ info@isatisse.com)

BLIND
by JW

H306 Blind by JW

Creative Self-expression Experience Mountaineering Weave Workshop
山系編織工作坊

*Workshop information is subject to change without prior notice.
Please contact the host directly for the latest details.



Create your own weave bag by choosing the colour straps you like. Learn how to make your very own ultimate weave bag with the love self-expression and dreamers.

選擇您喜歡的顏色皮帶，打造屬於你的編織包。我們會為你提供編織手袋的工具，教你親手做及編織有你個人風格的編織手袋！

- Medium: Zoom (Live)
- Available: Every day (14:00-15:30 and 16:00-17:30 by appointment)
- Duration: 1.5 hours
- Charge: HK\$499-\$599 per person
- Age: 8+
- Capacity: 1-3 pax
- Language: Cantonese, Mandarin, English
- Registration: <https://blindbyjw.com/collections/workshop/products/creative-self-expression-experience-mountaineering-weave-workshop>
- Enquiry: Jessica Lau (60868671 / blindbyjw@outlook.com)





*Workshop information is subject to change without prior notice.
Please contact the host directly for the latest details.

Gold Foil Tote Bag Painting (Online Workshop)

金箔布袋工作坊



Decorate tote bag with gold foil, refashioning simplicity to a wearable artwork. It revives the common fashion piece with a touch of luxury.

利用金箔設計獨一無二的帆布布袋，將它變成一件可穿戴的藝術品。

- Medium: Zoom / Google Meet (Without time limitation)
- Available: All year round (2-4pm/ 4-6pm), at least 5days booking in advance
- Duration: 2 hours
- Charge: \$480 per material pack
- Age: 8+
- Capacity: Minimum 2 ppl
- Language: Cantonese, Mandarin, English
- Registration: shop@513paintshop.com/ 21552282
- Enquiry: Jacqueline Wong (21552282 / shop@513paintshop.com)



*Workshop information is subject to change without prior notice.
Please contact the host directly for the latest details.

Cyanotype Printing Post Card Workshop

藍曬名片工作坊

Cyanotype printing postcard A5 size (5 pieces)

The technique of Cyanotype Print was invented in 1842 by the astronomer John Herschel. He used chemicals to photocopy the negative films in to a blue and white picture.

A studio is incorporating this technique and textile art to create different type of products, while gratefully introducing it to everyone in a form of workshops.

1. Duration: 1.5 hour
2. Workshop Time: Book by appointment through contacting us (please book 3 days prior to the actual workshop date)
3. Preparation need before workshop: Send us 5 photos that you would like to print
4. Please contact us directly and leave your contact information (Email: Astudio406@gmail.com / WhatsApp: 67655294)
5. We will send you a confirmation email/message as soon upon receiving your reservation. Please also check your junk mailbox if you do not receive it or contact us again.

藍曬名片 A5 (5張)

藍曬源於1842年，天文學家**John Herschel**透過鐵鹽與接觸曬像的化學反應令負片影像的主體變白、背景變藍。

A studio 把這一項實驗藝術和技巧配合不同的布藝，用藍曬做成不同成品並以工作坊的形式介紹給大家。

1. 製作所需時間: 1.5 小時
2. 課堂時間: 可自選並聯絡我們預約 (請於課堂當日不少於三天前預約)
3. 課前所需: 發給我們你所期望曬出的5張照片
4. 請直接聯絡我們並留下你的聯絡方法 (電郵: Astudio406@gmail.com / WhatsApp: 67655294)
5. 我們將於收到你的預約後盡快給你發出確認電郵/訊息，若未查收煩請檢查垃圾郵件箱或再次聯絡我們。

- Medium: Zoom (Live)
- Available: Every day (by appointment within the time period: 11:00 - 13:30 / 14:00 - 19:00) - at least 3 days booking in advance
- Duration: 1.5 hours
- Charge: HK\$280 per material pack
- Age: 4+
- Capacity: 1-4 pax
- Language: Cantonese, Mandarin, English
- Registration: Astudio406@gmail.com
- Enquiry: Yeung Chin (67655294 / astudio406@gmail.com)

*Workshop information is subject to change without prior notice.
Please contact the host directly for the latest details.

Cyanotype Printing Hand Fan Workshop

藍曬手扇工作坊

Cyanotype printing hand fan, 1 pieces

The technique of Cyanotype Print was invented in 1842 by the astronomer John Herschel. He used chemicals to photocopy the negative films in to a blue and white picture.

A studio is incorporating this technique and textile art to create different type of products, while gratefully introducing it to everyone in a form of workshops.

1. Duration: 1.5 hour
2. Workshop Time: Book by appointment through contacting us (please book 3 days prior to the actual workshop date)
3. Preparation need before workshop: Send us 5 photos that you would like to print
4. Please contact us directly and leave your contact information (Email: Astudio406@gmail.com / WhatsApp: 67655294)
5. We will send you a confirmation email/message as soon upon receiving your reservation. Please also check your junk mailbox if you do not receive it or contact us again.

藍曬手扇 1把

藍曬源於1842年，天文學家**John Herschel**透過鐵鹽與接觸曬像的化學反應令負片影像的主體變白、背景變藍。

A studio 把這一項實驗藝術和技巧配合不同的布藝，用藍曬做成不同成品並以工作坊的形式介紹給大家。

1. 製作所需時間: 1.5 小時
2. 課堂時間: 可自選並聯絡我們預約 (請於課堂當日不少於三天前預約)
3. 課前所需: 發給我們你所期望曬出的5張照片
4. 請直接聯絡我們並留下你的聯絡方法 (電郵: Astudio406@gmail.com / WhatsApp: 67655294)
5. 我們將於收到你的預約後盡快給你發出確認電郵/訊息，若未查收煩請檢查垃圾郵件箱或再次聯絡我們。

- Medium: Zoom (Live)
- Available: Every day (by appointment within the time period: 11:00 - 13:30 / 14:00 - 19:00) - at least 3 days booking in advance
- Duration: 1.5 hours
- Charge: HK\$280 per material pack
- Age: 4+
- Capacity: 1-4 pax
- Language: Cantonese, Mandarin, English
- Registration: Astudio406@gmail.com
- Enquiry: Yeung Chin (67655294 / astudio406@gmail.com)

*Workshop information is subject to change without prior notice.
Please contact the host directly for the latest details.

Wool felting Pouch/Pencil Bag Workshop

羊毛氈 小手袋/筆袋 工作坊



Homemade wool felt course. When it comes to felt technology, it is an environmentally friendly and natural garment technology.

Advantages included:

- Eco-friendly sewing skill
- Zero environmental loss
- Zero fabric waste

Have you ever thought of using felt technology to design your own unique scarf or clothes? In this course, students can not only learn the process of making wool felt but also freely choose different colors of wool to design a natural and unique pouch or pencil bag.

自製羊毛氈課程。說到毛氈技術，是一種環保而且天然的製衣技術。

當中包括：

- 環保編織衣料
- 環境零損耗
- 面料零浪費

有否想過利用毛氈技術，設計出屬於自己獨有的圍巾或衣服？是次課程，學生可以學習製作羊毛氈過程之餘，還可以自由選擇不同顏色的羊毛，去設計一條天然而且獨有的小手袋或筆袋。

1. Fabric: 100% Fur / Size: free size
2. Duration: within 3 hours
3. Workshop Time: Book by appointment through contacting us (please book 3 days prior to the actual workshop date)
4. Preparation need before workshop: Send us 5 photos that you would like to print
5. Please contact us directly and leave your contact information (Email: Astudio406@gmail.com / WhatsApp: 67655294)
6. We will send you a confirmation email/message as soon upon receiving your reservation. Please also check your junk mailbox if you do not receive it or contact us again.

1. 用料: 100% Fur / 尺寸: free size
2. 製作所需時間: 1.5 小時
3. 課堂時間: 可自選並聯絡我們預約 (請於課堂當日不少於三天前預約)
4. 課前所需: 發給我們你所期望曬出的5張照片
5. 請直接聯絡我們並留下你的聯絡方法 (電郵: Astudio406@gmail.com / WhatsApp: 67655294)
6. 我們將於收到你的預約後盡快給你發出確認電郵/訊息，若未查收煩請檢查垃圾郵件箱或再次聯絡我們。

- Medium: Zoom (Live)
- Available: Every day (by appointment within the time period: 11:00 - 13:30 / 14:00 - 19:00) - at least 3 days booking in advance
- Duration: 3 hours
- Charge: HK\$880 per material pack
- Age: 4+
- Capacity: 1-4 pax
- Language: Cantonese, Mandarin, English
- Registration: Astudio406@gmail.com
- Enquiry: Yeung Chin (67655294 / astudio406@gmail.com)

DIY Aroma Diffuser Workshop
【夢工場DIY香薰機工作坊】

*Workshop information is subject to change without prior notice.
Please contact the host directly for the latest details.

夢工場全新推出「保鮮花香薰機工作坊」

造夢者在DIY 夢工場挑選自己喜歡的香薰油和花材，利用不同顏色和形態的乾花，創作出獨一無二的禮物，結合不同的花語，向摯愛送上心意和祝福！另外還可自備紀念物品放置在香薰機裡，例如旅遊照片、沙灘貝殼、紀念價值的小配件等，配合底座內置的夜燈功能，演繹自己的浪漫故事！專屬香薰工作坊，非常適合情侶、閨密一同參加、慶祝活動，如拍拖或周年紀念日、生日、情人節或聖誕節等。

無水無火香薰夜燈，用法簡單方便而且非常安全，只須逆時針方擰開底座，滴入適量精油，合上底座並長按2秒開關掣，即可使用5小時。自然送風揮發原理，淡香不濃烈。

做夢流程

- 1) 材料介紹，造型參考，基礎設計概念、演繹佈局配搭和技巧
- 2) 主理人講解製作技巧和如何搭配不同花材和精油
- 3) 裁剪自備照片（可多於1張），在照片背後加固定托
- 4) 搭配紙藝、乾花、永生草等點綴
- 5) 把全部素材固定在香薰機上

完成產品尺寸 17x10x10cm

工作坊材料包括：乾花、夜燈、香薰油10ml 香薰油10ml

可選：海洋、玫瑰、白百合、櫻花、檸檬、茶樹、迷迭香

星期一至五：9:30-11:00 17:00-18:30

星期六及日：11:00-12:30 12:30-14:00 14:00-15:30 15:30-17:00

中環工作坊收費：\$990（約1.5小時）

期間限定優惠：輸入discount code 可享7折優惠VIP30。

優惠期由即日起至3月31日。在家工作坊安排 疫情期間，夢工場提供免費寄送「材料包」速遞服務，只須按材料包的步驟及指示，下載短片便可以安在家中製作！並且隨時可以WhatsApp 向主理人查詢！+852 96628571

- Medium: Courier DIY kit, download Video , WhatsApp
- Available: Every day
- Duration: 1.5 hours
- Venue: Studio S202
- Charge: \$990 per person
- Age: No limit
- Capacity: 2-16 pax
- Language: Cantonese or English
- Registration: <https://ceciliama.com/products/diy-aroma-diffuser-lamp>
- Enquiry: Cecilia Ma
(WhatsApp: +852 96628571 / info@ceciliama.com)



Music Box Workshop

【玻璃瓶音樂盒工作坊】

*Workshop information is subject to change without prior notice.
Please contact the host directly for the latest details.

DIY DAYDREAM
FACTORY

MUSIC BOX

BOOK NOW

2022 推出玻璃瓶音樂盒工作坊

夢工場主理人在1.5小時的工作坊，帶領造夢者一起「做夢」，制作古典造型的擴香石，搭配復古紙藝及古銅淺金色的乾花，制作獨一無二的玻璃瓶音樂盒，傳遞愛的旋律。另外，做夢者可自備紀念物品放置在音樂盒裡，例如旅遊照片、沙灘貝殼、具紀念價值的小配件等；配合底座內置的夜燈功能，演繹自己的浪漫故事！

做夢流程

- 1) 材料介紹，造型參考，基礎設計概念、演繹如何佈局及配搭技巧。
- 2) 將石膏粉與適量的水混合，加入乳化劑並攪拌均勻。倒入模具中，待凝固至完全乾硬，即可脫模；用砂紙磨平、修飾。
- 3) 裁剪自備照片，在照片背後加固定托。
- 4) 搭配紙藝、乾花、永生草、羽毛、花邊等點綴
- 5) 把全部素材固定在玻璃瓶音樂盒上。

成品尺寸：玻璃瓶連音樂底座10x10x22cm

工作坊材料包括：

旋轉八音盒：黑色白色2選1（USB充電2小時可用6小時）

乾花/永生草：金色滿天星、金色八角花、金色羊齒葉

擴香石：石膏粉、乳化劑

模具：古希臘女神、古典天使、玫瑰花、康乃馨（4選1）

紙藝：復古圖案紙、羊皮花紙、布紋紙、磨菇印花紙

其他裝飾品：羽毛、綿質花邊

星期一至五：9:30-11:00 17:00-18:30

星期六及日：11:00-12:30 12:30-14:00 14:00-15:30 15:30-17:00

中環工作坊收費：\$990（約1.5小時）

期間限定優惠：輸入discount code 可享7折優惠VIP30。優惠期由即日起至3月31日。

在家工作坊安排：疫情期間，夢工場提供免費寄送「材料包」速遞服務，只須按材料包的步驟及指示，下載短片便可以安在家中制作！並且隨時可以WhatsApp向主理人查詢！+852 96628571

- Medium: Zoom
- Available: Every day
- Duration: 1.5 hours
- Venue: Studio S202
- Charge: \$990 per person
- Age: No limit
- Capacity: mini. 1
- Language: Cantonese or English
- Registration: <https://ceciliama.com/products/cloche>
- Enquiry: Cecilia Ma
(WhatsApp: +852 96628571 / info@ceciliama.com)





CECILIA MA
Bijoux

S202 CECILIA MA

March 2022

CECILIA MA DIY handpainted Sneakers | 2 hours

【CECILIA MA 手繪波鞋工作坊 | 2 小時】

*Workshop information is subject to change without prior notice.
Please contact the host directly for the latest details.

BOOK A WORKSHOP

CREATE YOUR
OWN STYLE



手繪風格近年可是時尚界大愛的元素，CECILIA MA經典的clutch bag 手繪系列，創意大膽又充滿玩味，受到不少潮人追捧，設計師把這股創意延續至其他配飾產品上，其中最受歡迎的包括波鞋系列及手繪波鞋工作坊。

設計師在2小時的工作坊，先介紹她筆下的波鞋創作和基礎設計概念，然後帶領造夢者親手設計自己波鞋的圖案和字句，並搭配graffiti 字體或風格，令經典的白波鞋變得更有個性。

Date & Paint: 專屬手繪波鞋工作坊，私密度高，非常適合情侶拍拖參加、慶祝周年紀念或生日等! 親手制作小禮物送給致愛! 2人同行有9折優惠。

Sip & Paint: 與閨密或者三五知己一齊參加，另設包場新玩法! 可以舉行小型派對例如 bridal shower / baby shower等! 6人同行有85折優惠。

造夢過程

1. 請試穿預留的波鞋尺碼是否適合 (可即場更換尺碼)
2. 介紹基礎設計概念; 配搭圖案、字句和物料; 掌握顏色運用及技巧
3. 塗去膜劑、繪畫圖案及繪畫塗鴉風格的字體、然後移印或用鉛筆把手稿描繪在波鞋上
4. 塗上球鞋專用丙烯顏料、最後噴上一層保護膜。美國進口球鞋手繪丙烯顏料防水及不退色

完成品尺寸: 36-44碼

工作坊材料包括: 一對白色波鞋、手繪顏料、畫筆和基本工具

中環工作坊收費: \$990/ 每位 (2小時)

星期一至五: 9:30-11:00 17:00-18:30

星期六及日: 11:00-12:30 12:30-14:00 14:00-15:30 15:30-17:00

(P.S. 工作坊另設兒童版)

- Available: Every day
- Duration: 2 hours
- Venue: Studio S202
- Charge: \$990 per person
- Age: 14+
- Capacity: 1-16
- Language: Cantonese or English
- Registration:
<https://ceciliama.com/products/diy-sneakers>
- Enquiry: Cecilia Ma
(WhatsApp: +852 96628571 /
info@ceciliama.com)

Make lasting memory
& create unique gifts
at couple's workshop

Sip & Paint

DIY workshop with friends



Date & Paint

couple's painting workshop



Workshop x Party



想給小朋友一個又好玩又難忘的生日會或週末活動嗎？「DIY Daydream Factory 夢工場」推出全新工作坊體驗 Workshop X Party，將有趣的藝術元素融入生日派對當中，讓小朋友和大人一起搖身成為藝術家和夢想家，透過2小時的工作坊，設計一款夢寐以求的手袋 或一對夢幻的波鞋，把獨一無異的作品成為生日會美好回憶的一部分。設計師教你製作獨一無二的手袋，把你的追夢勵志座右銘、幽默精闢的人生格言，以手繪塗鴉的風格演譯在小巧精緻的手袋或波鞋上！設計師會由淺入深，逐個步驟講解和示範，不論新手的大人還是小朋友都必定能成功完成作品。

設計師為workshop X Party 夢工場內預設3個工作坊，每位夢想家到場均可以挑選一項工作坊：

- Clutch 亞克力盒手袋工作坊**（適合時尚達人或16歲以上夢想家）— 造夢流程：亞克力盒顏色6選1、設計圖案及繪畫塗鴉風格的字體、移印設計稿於亞克力盒上、塗上特制顏料，待乾。完成品的尺寸18x10x5 cm，容量可放手提電話、銀包、眼鏡及power bank等。
- PU 仿皮迷你手袋**（適合4-16歲小小夢想家）— 造夢流程：仿皮手袋黑/白/粉紅/藍色 4選1、設計圖案及繪畫塗鴉風格的字體、移印設計稿於皮革上、皮革打孔、裝簡單螺絲帽、待乾。完成品的尺寸14*8*4cm，可放証件套、耳機、消毒液和小巧的化妝品等！
- 手繪波鞋**（適合4-16歲小小夢想家）— 造夢流程：請試穿預留的波鞋尺碼是否適合（可即場更換尺碼）。首先塗去膜劑、設計圖案及繪畫塗鴉風格的字體、然後移印或用鉛筆把手稿描繪在波鞋上、塗上球鞋專用丙烯顏料、最後噴上一層保護膜保護膜。美國進口球鞋手繪丙烯顏料防水及不退色，兒童白色球鞋22-34碼。

Workshop X Party 套餐 \$2940HKD/ 六位：

- 額外每位\$490HKD
- 時間：2小時
- 每人一個Clutch Bag 或一個 PU 仿皮手袋或一對波鞋
- 6份「材料包」：每份設有皮革專用顏料、移印紙、畫筆 和所有工具
- 備註：材料並不包括任何玻璃水晶閃石和陶瓷配件

額外服務：

- 設計電子邀請咭\$490HKD（JPG 檔案）
- 夢工場內Shooting Booth \$980HKD（生日主題打卡位：120cm 桌+100cmx300cm 手繪佈景紙）
- 工作坊「場外到會」服務，設計師和導師會把「材料包」直送上門，在您所心屬的任何地點為您舉辦2小時的工作坊（住宅/酒店遊戲室/function room等）場外到會服務的「材料包」每份\$490HKD，最底消費6份。

Workshop x Party 提升小小夢想家對設計和藝術的興趣，在輕鬆愉快的夢工場，激發他們的想像力，打造一個充滿創意又難忘的工作坊體驗。報名參加：可以直接在此頁報名，輸入人數和付款，24小時內會有專人聯絡您。另外可以WhatsApp +852 96628571 查詢和報名。

- Available: By appointment
- Duration: 2 hours
- Venue: Studio S202
- Charge: \$490 / person
- Age: Aged 4+ and adults
- Capacity: 6-13 pax
- Language: Cantonese or English
- Registration: <https://ceciliama.com/product/s/copy-of-group-ticket-for-family-1-parent-1-child-490hkd>
- Enquiry: Cecilia Ma (WhatsApp: +852 96628571 / info@ceciliama.com)



*Workshop information is subject to change without prior notice.
Please contact the host directly for the latest details.

CECILIA MA Whimsical Clutch Bag Workshop

Bijoux

【童趣迷你手袋工作坊】



Recent years have seen a rise in mini handbags in the fashion world. The workshop allows you to create your own personalized mini handbag. Those who like dressing up their children can also create playful mini handbags and let it be a part of their looks.

設計師教你製作獨一無二的迷你手袋，把你的名字或statement短句，以塗鴉的風格繪畫在迷你手袋上，趕上街頭潮流之餘亦不輕易「撞款」。

除了時尚的街頭款式和塗鴉字體之外，設計師還悉心預設了顏色鮮明的幾何圖案和可愛動物造型圖案，適合4歲至14歲的小朋友參加！大人和小朋友在輕鬆愉快的1.5小時工作坊，一起合制親子裝！

迷你手袋圖案都是皮革專用的防水顏料，主要材料是柔軟的PU仿皮，配上金屬扣可隨時扣在手袋當掛飾用，又可放証件和小巧的化妝品等！

- Available: Monday to Friday 9:30 – 11:00, 17:00 – 18:30 (by appointment)
Saturday & Sunday: 11:00-12:30, 12:30-14:00, 14:00-15:30, 15:30-17:00 (by appointment)
- Duration: 1.5 hours
- Venue: Studio S202
- Charge: \$590 / person, Group ticket (2-4 ppl) \$490 / person
- Age: 4+
- Capacity: 2-6 pax
- Language: Cantonese, English
- Registration: <https://ceciliama.com/collections/book-a-workshop/products/whimsicle-mini-bag-workshop>
- Enquiry: Cecilia Ma (Whatsapp: +852 96628571 / info@ceciliama.com)

CECILIA MA
Bijoux

CECILIA MA Clutch Bag Workshop 【CECILIA MA 迷你手袋工作坊】

*Workshop information is subject to change without prior notice.
Please contact the host directly for the latest details.



Fancy to create your own unique clutch bag and customize your own statement on it?

We have daily workshops at Hong Kong PMQ Studio. All material included.

親身設計屬於自己獨一無二的手提包，讓你在日常搭配或時尚派對中更具個性！

材料包括：亞克力膠盒1個（18x11x6cm），亞克力 6色自選1色，防水手繪顏料，銅鍊一條

- Available: Monday to Friday 9:30 – 11:00, 17:00 – 18:30 (by appointment)
Saturday & Sunday: 11:00-12:30, 12:30-14:00, 14:00-15:30, 15:30-17:00 (by appointment)
- Duration: 1.5 hours
- Venue: Studio S202
- Charge: \$590/person, \$550/person for two join together, \$490/person for three join together
- Age: No limited
- Capacity: 1-8 pax
- Language: Cantonese, English
- Registration: <https://ceciliama.com/collections/book-a-workshop/products/diy-clutch-bag-workshop>
- Group tickets <https://ceciliama.com/collections/book-a-workshop/products/workshop>
- Enquiry: Cecilia Ma (Whatsapp: +852 96628571 / info@ceciliama.com)

CECILIA MA
Bijoux

CECILIA MA Sneakers Workshop 【CECILIA MA 小鞋禮物工作坊】

*Workshop information is subject to change without prior notice.
Please contact the host directly for the latest details.



Fancy to create your own unique Sneakers and customize your own color on it?

We have daily workshops at Hong Kong PMQ Studio.

All material included. White sneakers size 22-34.

若你想DIY 親自制作一見傾心、一見難忘的禮物, 絕對不能錯過全新推出的【小鞋禮物工作坊】
手繪制作手繪童裝球鞋, 配搭親子時尚造型。

材料包括：防水手繪顏料，手繪仿皮兒童手袋或兒童白色球鞋22-34碼

- Available: Monday to Friday 9:30 – 11:00, 17:00 – 18:30 (by appointment)
Saturday & Sunday: 11:00-12:30, 12:30-14:00, 14:00-15:30, 15:30-17:00 (by appointment)
- Duration: 1.5 hours
- Venue: Studio S202
- Charge: \$590 per person
- Age: No limited
- Capacity: 1-8 pax
- Language: Cantonese, English
- Registration: <https://ceciliama.com/collections/book-a-workshop/products/copy-of-diy-clutch-bag-workshop>
- Enquiry: Cecilia Ma (Whatsapp: +852 96628571 / info@ceciliama.com)

CECILIA MA Clutch Bag and Sneakers Family Workshop 【CECILIA MA 迷你手袋及小鞋禮物親子班】

*Workshop information is subject to change without prior notice.
Please contact the host directly for the latest details.



Looking for a workshop you can take with your kids in Hong Kong? From hand-painting clutch bags, sneakers making to high-heels pumps making, we've a heap of cool workshops where you can bond with your child. Come join us now and customize your own style. All material included.

- First artwork: Hand-painted Acrylic Clutch Bag
- Second artwork: Either a Kid's handbag or (for boy) a pair of kid's sneakers (White sneakers size 22-34)

若你想帶子女一同參加工作坊，把握快閃優惠時間，報名參加【親子班】激發孩子的創意，並增進 配色感知力！在體驗色彩繽紛、輕鬆有趣、充滿無窮驚喜的過程中，共同完成以下作品。

- 第1件作品：手繪成人亞克力手袋
- 第2件作品：手繪仿皮兒童手袋 (如果男孩可以選擇兒童球鞋) 球鞋22-32碼

1位成人連1位兒童 (共制2件作品) 沒有年齡限制

材料包括：亞克力膠盒1個 (18x11x6cm)，亞克力 6色自選1色，防水手繪顏料，銅鍊一條，手繪仿皮兒童手袋或白色兒童球鞋22-34碼

- Available: Monday to Friday 9:30 – 11:00, 17:00 – 18:30 (by appointment)
Saturday & Sunday: 11:00-12:30, 12:30-14:00, 14:00-15:30, 15:30-17:00 (by appointment)

- Duration: 1.5 hours
- Venue: Studio S202
- Charge: \$980 for two (1 Adult and 1 Kid)
- Age: No limited
- Capacity: 1-8 pax
- Language: Cantonese, English
- Registration: <https://ceciliama.com/collections/book-a-workshop/products/hot-mama-workshop>
- Enquiry: Cecilia Ma (Whatsapp: +852 96628571 / info@ceciliama.com)

CECILIA MA DIY Daydream Factory POP UP Workshop

移動夢工場DIY工作坊

*Workshop information is subject to change without prior notice.
Please contact the host directly for the latest details.

Onsite Workshop + DIY Box Set



DIY Daydream Factory 全新推出「移動夢工場」POP UP Workshop!

DIY workshop 團隊「夢遊」香港，遊走各區為公司或企業舉辦工作坊，並直送DIY 材料包! 設計師會因應不同企業的需求和目標，加設業務性質相關的 Team Building 活動，透過工作坊和團隊互動活動，增加同事間的凝聚力，為團隊增加士氣和傳遞正能量! 此外夢工場可為活動地點作主題相關的佈置，令平凡的辦公室化身成藝術氣息的POP UP workshop! 由設計師親自主理工作坊，帶領員工一起「造夢」!

「移動夢工場」內有3個DIY工作坊，造夢者可以按個人喜好選一項工作坊:

- 1. Clutch 亞克力盒手袋工作坊** — 造夢流程：亞克力盒顏色6選1、設計圖案及字體、移印設計稿於亞克力盒上、塗上特制顏料，待乾。完成品的尺寸18x10x5 cm，容量可放手提電話、銀包、眼鏡及power bank等。
- 2. PU 仿皮Laptop 電腦袋工作坊** — 制作流程：仿皮手袋黑/白/粉紅/藍色 4選1、首先塗去膜劑、設計圖案及繪畫字體、然後移印或用鉛筆把手稿描繪在電腦袋上、塗上皮革專用丙烯顏料、最後噴上一層保護膜。完成品的尺寸24*30*0.5cm，可放文件、14-15 寸手提電腦。
- 3. 眼鏡套工作坊** — 制作流程：PU仿皮黑/白/金色 3選1、首先設計圖案及繪畫字體、然後移印或用鉛筆把手稿描繪在眼鏡套上、塗上皮革專用丙烯顏料、最後噴上一層保護膜! 完成品的尺寸16*6*4cm，可放太陽眼鏡。

「移動夢工場 POP UP WORKSHOP」套餐 \$3920 HKD/ 8 份材料包
額外每份\$490HKD

- 「移動夢工場」主理人到場教學時間：2小時
- 8份「材料包」：每份設有手袋或者電腦袋或者眼鏡套，相關皮革專用顏料、移印紙、畫筆和所有工具
- 備註：材料並不包括任何玻璃水晶閃石，香檳酒塞和陶瓷配件
- 遊走地方：包括香港、九龍（離島、新界另加附加費用）

額外服務:

- 設計電子邀請咭\$490HKD (JPG 檔案)
 - 「移動夢工場」主題佈置\$980HKD (主題打卡位: 100cmx300cm 手繪佈景紙)
- 報名方法：可以直接在此頁報名，輸入人數和付款，24小時內會有專人聯絡您。
另外可以WhatsApp +852 96628571 查詢和報名。

- Available: By appointment
- Duration: 2 hours
- Venue: Studio S202 or outside PMQ
- Charge: \$490 / person
- Age: Adult only
- Capacity: 8-50 pax
- Language: Cantonese and English
- Registration:
<https://ceciliama.com/products/on-site-workshop>
- Enquiry: Cecilia Ma
(WhatsApp: +852 96628571 /
info@ceciliama.com)



phenotypsetter.

Upcycling Denim - Print Your Scarf 升級牛 - 圍巾自己印

*Workshop information is subject to change without prior notice.
Please contact the host directly for the latest details.



Experience craft making! Upcycling denim / cotton scraps into scarf with fringe and print! Fabric will be supplied together with paints of basic colours, patterns, tools, etc. for you to design and print your own favourite prints and slogans on the scarf. Our instructor will suggest the design direction and teach the basic skills too. Let your creativity flow!

Remarks: For all ages. Not required to have any clothes making skills and experience. For kids, it's required to be aged 6 or above. An accompanying adult is recommended for kids aged 6-7.

體驗製作！升級閒置牛仔/棉布成為印花流蘇圍巾。工作坊導師提供設計建議、布料、圖案、基本色顏料及工具，並教授簡單技巧，讓大家可各自發揮創意，在圍巾上繪畫/印製喜愛的圖案及標語！

註：毋需服裝製作相關經驗，適合不同年齡。小童須6歲或以上；6-7歲小童建議一名成人陪同。

- Available: Date of customer's choice. 客人自選日期 (by appointment only)
- Duration: 1 hour
- Venue: Studio S203
- Charge: \$380 per person
- Age: All ages
- Capacity: 4 pax
- Language: Cantonese, English
- Registration: www.phenotypsetter.com / 94426203 (whatsapp only)
- <https://phenotypsetter.com/products/product-1>
- Enquiry: Jane Ng (93000391 / jane@phenotypsetter.com)

phenotypsetter.

Upcycling Denim Workshop

升級再造老牛工作坊

*Workshop information is subject to change without prior notice.
Please contact the host directly for the latest details.



Experience craft making! All you need is a pair of used jeans and upcycle it to become a cool denim apron, a totebag or a hat. Our instructor will suggest the design direction and provide you basic tailoring pattern and trims, and teach the basic skills of cutting and sewing, allowing you to finish the work within the workshop.

內容：體驗製作！只需一條舊牛仔褲，即可升級為一件老牛工作圍裙、文化包或帽子。工作坊導師建議設計方向，提供基本紙樣及輔料，並教授簡單裁剪縫紉技巧，讓參與者即堂完成作品。

*** Remarks: For age 18 or above. Not required to have any clothes making skills and experience. Please bring your own pair of jeans, loose fitting as suggested, to the workshop. The finished apron size is subject to the size of the jeans.

- Available: Date of customer's choice. 客人自選日期 (11:00-20:00 by appointment)
- Duration: 2.5 hours
- Venue: Studio S203
- Charge: \$400 - 500 per person
- Capacity: 1-2 pax
- Language: Cantonese, English
- Registration: <https://phenotypsetter.com/products/upcycled-denim-apron-workshop>
- Enquiry: Jane (93000391 / jane@phenotypsetter.com)

phenotypsetter.

Denim Bucket Hat - Decoration Workshop

牛仔漁夫帽 - 裝飾 工作坊



A denim bucket hat will be supplied together with paints of basic colours, needle/thread, safety pins and woven tape, etc for you to design and decorate your hat. Our instructor will suggest the design direction and teach the basic skills, allowing you to finish the hat within the workshop.
Remarks: For age 12 or above. Not required to have any clothes making skills and experience.

工作坊會提供一頂牛仔漁夫帽 (size F)、基本色顏料、針線、扣針、織帶等裝飾，參與者即可裝飾成喜愛的設計。工作坊導師建議設計方向，並教授簡單技巧，讓參與者即堂完成作品。
註：適合12歲或以上。毋需服裝製作相關經驗。

- Available: Date of customer's choice. 客人自選日期 (11:00-20:00 by appointment)
- Duration: 1.5 hours
- Venue: Studio S203
- Charge: \$450 per person
- Capacity: 1-2 pax
- Language: Cantonese
- Registration: <https://phenotypsetter.com/products/product?variant=39299814096993>
- Enquiry: J. Ng (93000391 / jane@phenotypsetter.com)

phenotypsetter.

Upcycling Denim Bucket Hat - Making Workshop

牛仔漁夫帽 - 製作 工作坊

*Workshop information is subject to change without prior notice.
Please contact the host directly for the latest details.



Experience craft making! All you need is a pair of used jeans and upcycle to become a cool denim bucket hat. Basic paper pattern, lining fabric, paints of basic colour, needle/thread and trims would be provided. Our instructor will suggest the design direction and teach the basic skills of making, allowing you to do the cutting and sewing yourself and finish the hat within the workshop.

Remarks: For age 18 or above. It's required to have basic skills of operating sewing machine. Please bring your pair of jeans (better be loose fitting), as suggested, to the workshop. The finished hat is subject to the condition of the jeans.

體驗製作！只需一條舊牛仔褲，即可升級為一頂牛仔漁夫帽。工作坊會提供基本紙樣、裡布、基本色顏料、針線及輔料等。工作坊導師建議設計方向，並教授簡單技巧，參與者在堂上裁剪及車縫，完成作品。註：適合18歲或以上。需具衣車操作經驗。參與者自備牛仔褲一條（建議闊身）。完成模樣視乎牛仔褲而定。

- Available: Date of customer's choice. 客人自選日期 (11:00-20:00 by appointment)
- Duration: 3 hours
- Venue: Studio S203
- Charge: \$560 per person
- Capacity: 1-2 pax
- Language: Cantonese
- Registration: https://phenotypsetter.com/products/product?_pos=2&_sid=b9f729020&_ss=r
- Enquiry: J. Ng (93000391 / jane@phenotypsetter.com)



CYMASCOPE

純錫聲波碟工作坊

*Workshop information is subject to change without prior notice.
Please contact the host directly for the latest details.



From rhythms to shapes, there are more messages behind sounds. Transforming cymascope into geometric patterns, sound is also a way to convey sentiments. In CYMASCOPE workshop, you will make a beautiful piece of sounds. Made of pure tin, can be used as an incense holder or multi-purpose plate.

音流學以視覺呈現聲音；不但是旋律，聲音更能轉釋為圖案，傳遞背後的訊息。聲波透過不同頻率的振動，水或細沙則能夠在平面上產生各種幾何圖案。聲音，是情感表現的方式之一。CymaScope把音階中的七個音節轉化為圖案；像摩斯密碼一樣，拼湊成不同的字句、樂章。CymaScope，製作聲音的萬花筒。

- Available: Every Thursday & Saturday (1:00pm – 3:00pm / 4:00pm – 6:00pm / 5:00pm – 7:00pm / 6:00pm – 8:00pm)
- Duration: 2 hours
- Venue: Studio S212
- Charge: \$450/head
- Capacity: max. 4 pax
- Language: Cantonese
- Registration: <https://www.playbackconcept.com/cymascope-workshop>
- Enquiry: Playback Concept (52818395 / playbackhandmade@gmail.com)

MIDDLE C

G#

D#

E#

B



S212 Playback Concept

PLAYBACK
CONCEPT

PERFECTLY IMPERFECT Bracelet Workshop

木目金手鉸工作坊

*Workshop information is subject to change without prior notice.
Please contact the host directly for the latest details.



PERFECTLY IMPERFECT Bracelet Workshop 3 hours (Finish and get it at the end of lesson)

Materials: Mokume Gane, Sterling Silver / Suitable: For beginners without any craft experience

我們都是由過去所有快樂與失望與遺憾累積而成，沒有人是完美，唯有彼此接受對方的缺憾與經歷，才能造就個更完整的關係。來自日本傳統金工工藝製作而成的木目金(Mokume Gane)由不同色彩的金屬一層層交疊鍛造而成。從零一步步累積的不朽金屬木紋象徵著二人的經歷。我們既相似，但更不同，在相遇一刻將彼此的故事連接成為往後更完整的人生，你的空白就由我來填寫。

關於設計：將木目金的年輪、純白的銀，按想要的比例切割成兩份，再交換焊接成為一對，象徵著彼此不可分割、互相唯一的部分。工作坊會教授焊接、打磨、拋光等金工技巧，需時3小時內，適合初學者參加。

刻字：工作坊現場刻字是人手打字印，課堂中會教授技巧，由你親手打上 / 材質：木目金、925銀

- Available: Every Saturday & Sunday (12:00nn – 3:00pm / 4:30pm – 7:30pm)
- Duration: 3 hours
- Venue: Studio S212
- Charge: \$1500/person
- Capacity: 2 - 4 pax
- Language: Cantonese, Mandarin
- Registration: <https://www.playbackconcept.com/perfectly-imperfect-rings-workshop>
- Enquiry: Playback Concept (52818395 / playbackhandmade@gmail.com)

Silver Bracelets Workshop

情侶銀手鉅工作坊



- Hand-crafting a silver bracelet from a silver stick
- Can choose different thickness and width of the bracelets
- Hand-stamping engraving of letters and number on your work
- Polishing and final retouching by tutor
- Different options for finishing: Mirror-finished / Matte-finished / Oxidized

Material: Sterling Silver

Free engraving: Hand-stamping done by you

Suitable for: Beginners without craft experience

*Get your bracelets at the end of lesson

- 基本銀匠工具認識
- 設計出理想的手鉅粗幼及闊度
- 在手鉅上敲出不同的紋理並槌上字母或句子
- 敲打出手鉅的形狀及打磨
- 由導師進行拋光
- 可按需要進行舊化染色處理

材質：925純銀 (Sterling Silver)

製成品：所有款式都可製作成光面 / 霧面 / 灰黑色舊化效果

刻字：工作坊現場刻字是人手打字印，課堂中會教授技巧，由你親手打上

適合：對手工藝有興趣／想親手做禮物，無需金工經驗

*即日完成 課堂完結時可取

- Available: Every weekend (12:00nn – 3:00pm / 4:30pm – 7:30pm)
- Duration: 3 hours
- Venue: Studio S212
- Charge: \$1200 for single piece (Limited to 1 participant) ; \$1900 for 2 pieces (1-2 participants)
- Capacity: 2 - 4 pax
- Language: Cantonese, Mandarin
- Registration: <https://www.playbackconcept.com/jewellery-workshop>
- Enquiry: Playback Concept (52818395 / playbackhandmade@gmail.com)

S212 Playback Concept

PLAYBACK
CONCEPT

DRIFTWOOD Bracelet Workshop 漂流木情侶手鉅工作坊

*Workshop information is subject to change without prior notice.
Please contact the host directly for the latest details.



Driftwood Bracelet Workshop 3 hours (Finish and get it at the end of lesson)

Materials: Copper, Sterling Silver

Suitable: For beginners without any craft experience

關於設計：將純白的銀以紅銅覆蓋焊接成圓形的漂流木情侶手鉅，按想要的深度角度切角展露手鉅內部的銀，象徵彼此內心永遠也相連著。(即日完成 課堂完結時可取)

材質：銅、925銀

適合：對手工藝有興趣／想親手做禮物，無任何金工經驗亦可

- Available: Every Saturday & Sunday (12:00nn – 3:00pm / 4:30pm – 7:30pm)
- Duration: 3 hours
- Venue: Studio S212
- Charge: \$1600 for single piece / \$2800 for a pair
- Capacity: 2 - 4 pax
- Language: Cantonese
- Registration: <https://www.playbackconcept.com/driftwood>
- Enquiry: Playback Concept (52818395 / playbackhandmade@gmail.com)

S212 Playback Concept

PLAYBACK
CONCEPT

Pure Tin Plate Workshop 純錫食器工作坊

*Workshop information is subject to change without prior notice.
Please contact the host directly for the latest details.



Pure Tin can absorb odours and removes impurities.
The combination of gourmet and a nicely handcrafted plate, is an uplift of food enjoyment.

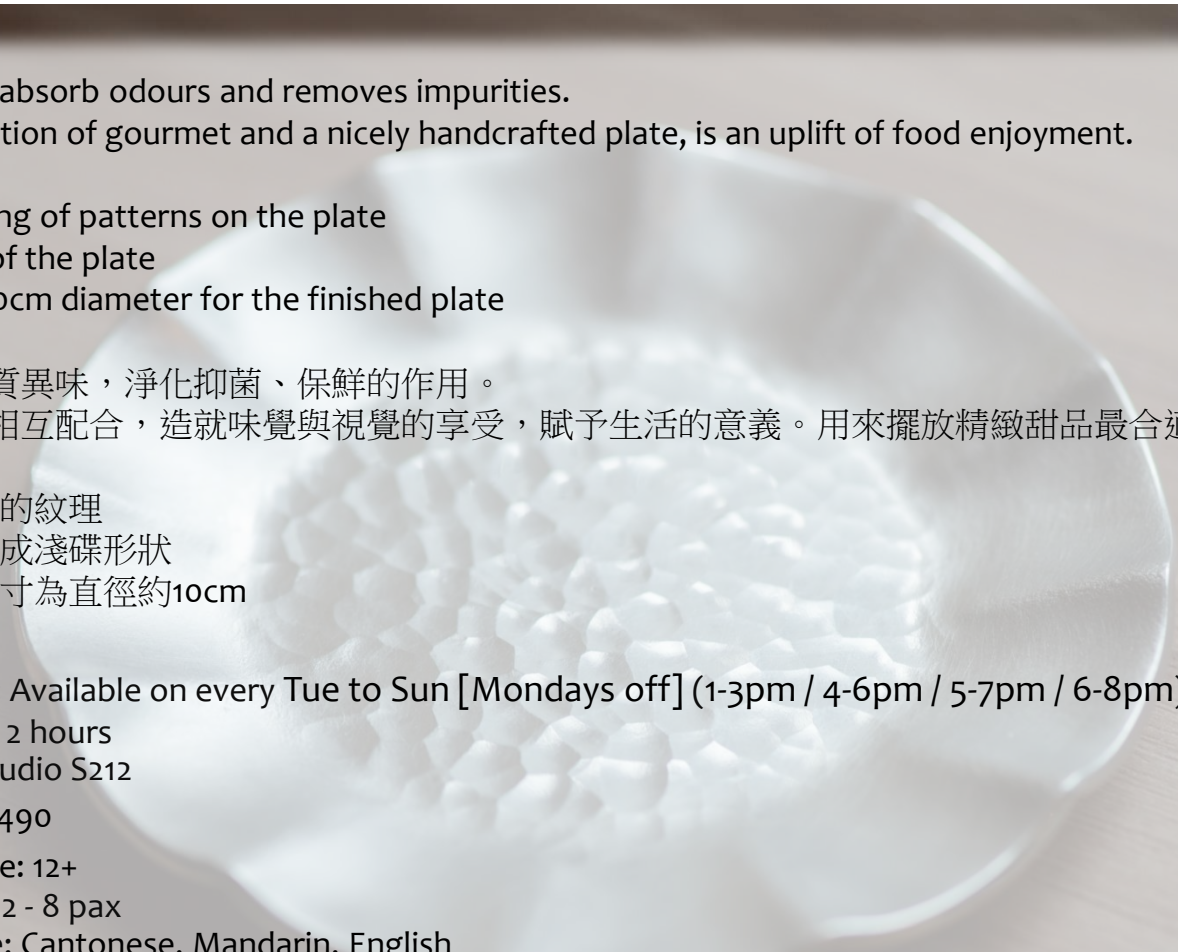
Content:

- Hammering of patterns on the plate
- Shaping of the plate
- Around 10cm diameter for the finished plate

錫有吸附雜質異味，淨化抑菌、保鮮的作用。
美食與美器相互配合，造就味覺與視覺的享受，賦予生活的意義。用來擺放精緻甜品最合適不過。
內容：

- 搥上喜歡的紋理
- 將錫片壓成淺碟形狀
- 製成品尺寸為直徑約10cm

- Available: Available on every Tue to Sun [Mondays off] (1-3pm / 4-6pm / 5-7pm / 6-8pm)
- Duration: 2 hours
- Venue: Studio S212
- Charge: \$490
- Target age: 12+
- Capacity: 2 - 8 pax
- Language: Cantonese, Mandarin, English
- Registration: <https://www.playbackconcept.com/forging-workshop>
- Enquiry: Playback Concept (52818395 / playbackhandmade@gmail.com)





MODEMENT

Pattern Weaving Artwork 圖案編織工作坊



Weaving is always useful in releasing pressure and spurring the senses. During the process of looming and looping, we get our creative juices flowing, and our boundaries are pushed.

編織能夠幫助我們釋放壓力，刺激我們的感官。在不斷循環編織的過程中，可以讓我們的創意源源不斷，突破我們的思維界限。

- Available: Every Thursday to Sunday (2pm-4pm; 4:30pm-6:30pm) by appointment
- Duration: 2 hours
- Venue: Studio S303
- Charge: HK\$ 580/person , 10% off discount for 2 people
- Age: 10+
- Capacity: Table for 2
- Language: Cantonese, Mandarin, English
- Registration:
<https://docs.google.com/forms/d/1mOcFgokLKc9i4bdyHtNaYdJeTIAGYOagrCDT8Y8YPn8/edit?usp=sharing>
- Enquiry: Leonora (9082 7371 / shop@modement.com)



Remarks:

Please make the booking at least one week in advance.



MODEMENT

SAORI Weaving Tapestry

SAORI編織掛飾工作坊



Weaving is always useful in releasing pressure and spurring the senses. During the process of looming and looping, we get our creative juices flowing, and our boundaries are pushed.

編織幫助我們釋放壓力，刺激我們的感官。在循環編織的過程中，讓我們的創意源源不斷，突破我們的思維界限。

- Available: Every Thursday to Sunday (2pm-4pm; 4:30pm-6:30pm) by appointment
- Duration: 2 hours
- Venue: Studio S303
- Charge: HK\$ 580/person , 10% off discount for 2 people
- Age: 10+
- Capacity: Table for 2
- Language: Cantonese, Mandarin, English
- Registration:
<https://docs.google.com/forms/d/1mOcF9okLKc9i4bdyHtNaYdJeTIAGYOagrCDT8Y8YPn8/edit?usp=sharing>
- Enquiry: Leonora (9082 7371 / shop@modement.com)

Remarks:

Please make the booking at least one week in advance.

S413 Mondovi - MDVS



MDVS
by
Mondovi®

Create Your Own Bracelets by Natural Gemstone

天然水晶手鍊工作坊

*Workshop information is subject to change without prior notice.
Please contact the host directly for the latest details.



MDVS by Mondovi, is a creative jewelry brand with unique style and new design. Whether it is elegant, noble, or stylish, brand accessories can show fashionable men and women their personal styles. Create and make your own style nature gemstone knot bracelet:

- Create your favorite colour combination by bead & wax cord / rope
- Use accessories to increase the sense of hierarchy

Bracelet A set including : 2-4pcs _ 6- 8mm beads , 4-6pcs accessories , wax cord / rope

Bracelet B set including : 6-10pcs _ 8-10mm beads , 6-10pcs accessories , wax cord / rope

Mondovi旗下的MDVS，是一個風格獨特、設計新穎的創意珠寶品牌。無論是優雅、高貴還是時尚，品牌配飾都能展現時尚男女的個人風格。製作您自己個人的風格的天然水晶手鍊：

- 用珠子和蠟繩/繩子，創造您最喜歡的顏色組合
- 使用配飾增加層次感

手鍊A套裝包括：2-4 顆 6-8毫米珠子，4-6 顆配飾，蠟繩/繩

手鍊B套裝包括：6-10 顆 8-10毫米珠子，6 - 10 顆配飾，蠟繩/繩

- Available: Everyday 14:00 - 20:00 (by appointment)
- Duration: 1.5 - 2 hours
- Venue: Studio S413
- Charge: Set A - \$580/ person , Set B - \$ 860
- Age: No Limited
- Capacity: 1-4 pax
- Language: Cantonese, English
- Registration: WhatsApp 852-68842813 / info@mondovi.com.hk
- Enquiry: Nolly Leung (WhatsApp 852- 68842813 / info@mondovi.com.hk)





S506 Dyelicious

March 2022

*Workshop information is subject to change without prior notice.
Please contact the host directly for the latest details.


Dyeing Experience by Food Waste Colour Workshop 天然剩菜染色 - 混色絞與紮染



During this dye-licious food dyeing workshop, you will take part in the process of dyeing from concept all the way to finished product. Every simple step will be part of the dyeing process and by putting your heart into it, you will make the work unique. You will make your own Shibori tie-dye or Itajime, a wooden-plate-dye, using a 50x50 centimeter Furoshiki—a traditional wrapping cloth—with the option to upgrade to something else. You will experience the experimental spirit behind the creative process using fresh food waste colors provided by Seasonal with blue from purple cabbage, yellow from onion and ginger, purple from sweet potato, brown from tea and coffee, pink from sakura wood, and more.

在染樂工房《3小時天然染色體驗》，你會透過5種「天然染料」及多種「絞紮技巧」體驗染色樂趣！位於香港中環PMQ的體驗館常備有Indigo、櫻花粉、紫薯紫、薑蔥黃、椰菜藍各種天然色彩，讓你參與到工藝製作，感受剩食無限可能。當然你亦可訂購 DIY染色套裝 在家體驗。「染樂工房，一個讓你看到廚餘可能性的染色工藝館。」在這裏，你能找2015米蘭世博讚美為「世界最美麗的色彩」的剩食染料；透過染色匠人的精心教學，帶您從細節探索染色工藝、感受生活美學。讓您的創意能量碰撞，綻放出到屬於你的獨一無二作品。

- Available: Every Saturday & Sunday (10:30am – 13:30pm/ 2:30pm – 5:30pm) – by appointment
- Duration: 3 hours
- Venue: Studio S506
- Charge: \$395/head
- Age: 16+
- Capacity: max. 16 pax
- Language: Cantonese
- Registration: https://www.shop.dyelicious.hk/service-page/pmq?referral=service_list_widget
- Enquiry: Dyelicious (98583616 / info@dyelicious.hk)



S511 Oscary Art

Art Jam 自助繪畫

March 2022

*Workshop information is subject to change without prior notice.
Please contact the host directly for the latest details.



Since 2010, we had been one of the most popular art studios in Hong Kong. Our studios provides all materials for acrylic paintings in many choices of canvas sizes. Our tutor in shop to assist you on your idea and basic painting techniques, we are looking forward to make creative pieces with you together.

自2010年以來，我們一直是香港最受歡迎的藝術工作室之一。我們的工作室提供了丙烯材料及不同大小的畫板。我們的導師亦會與你一同尋找靈感和教導繪畫的基本技巧，我們期待與你一起創造創意。

- Available: Every day (by appointment only)
- Duration: 4 hours
- Venue: Studio S511 & verandah
- Charge: \$200/head
- Capacity: 1-4 pax
- Language: Cantonese, Mandarin, English
- Registration: www.oscaryart.com; oscaryart@gmail.com; 95881514
- Enquiry: Winnie Chan (95881514 / oscaryart@gmail.com)





S513 513 Paint Shop

March 2022

Gold Foil Totebag Workshop 金箔布袋工作坊

*Workshop information is subject to change without prior notice.
Please contact the host directly for the latest details.



Decorate tote bag with gold foil, refashioning simplicity to a wearable artwork. It revives the common fashion piece with a touch of luxury.
利用金箔設計獨一無二的帆布布袋，將它變成一件可穿戴的藝術品。

- Available: Every Saturday & Sunday by appointment (12pm-2pm, 2pm-4pm, 4pm-6pm)
- Duration: 2 hours
- Venue: Studio S513 verandah
- Charge: \$300/head
- Capacity: 1-8 pax
- Language: Cantonese, English
- Registration: <https://www.513paintshop.com/collections/513-workshops/products/draw-paint-tote-bag>
- Enquiry: Jacqueline Wong (21552282 / shop@513paintshop.com)





S513 513 Paint Shop

Coaster Painting 水松杯墊工作坊

March 2022

*Workshop information is subject to change without prior notice.
Please contact the host directly for the latest details.



Paint and draw with 513 paints on a cork coaster.

水松杯墊設計。

- Available: Every day by appointment (12pm-1:30pm, 2pm-3:30pm, 4pm-5:30pm)
- Duration: 1.5 hours
- Venue: Studio S513 verandah
- Charge: \$150/head
- Capacity: 1-8 pax
- Language: Cantonese, English
- Registration: <https://www.513paintshop.com/collections/513-workshops/products/draw-paint-coaster>
- Enquiry: Jacqueline Wong (21552282 / shop@513paintshop.com)





S513 513 Paint Shop

Master Class Series

大師抽象畫班

March 2022

*Workshop information is subject to change without prior notice.
Please contact the host directly for the latest details.

One-on-one workshop with tutor to create abstract painting with foil on velvet fabric or canvas.

在絲絨布或帆布上創作抽象畫，並配以金箔作點綴。工作坊以一對一形式進行。

- Available: Every day by appointment (12:00pm-3:00pm, 3:00pm-6:00pm)
- Duration: For size, 50cm x 50cm: 1 session, 3 hours; For size, 130cm x 100cm: 2-3 sessions, each session about 2-3 hours (Total 6 hours)
- Venue: Studio S513 verandah
- Charge: On Velvet/Canvas (50cm x 50cm) HK\$900/head | On Velvet (130cm x 100cm) HK\$1800 /head
- Capacity: 1-4 pax
- Language: Cantonese, English
- Registration: <https://www.513paintshop.com/collections/513-workshops/products/master-class-series> (Book before 5-7 days ahead)
- Enquiry: Jacqueline Wong (21552282 / shop@513paintshop.com)



S513 513 Paint Shop

March 2022

Denim Gold Foil Handbag Workshop 金箔x牛仔布手袋工作坊

*Workshop information is subject to change without prior notice.
Please contact the host directly for the latest details.



Decorate denim handbag with gold foil, refashioning simplicity to a wearable artwork. It revives the timeless fashion piece with a touch of luxury.

利用金箔設計獨一無二的牛仔布手提袋，將它變成一件可穿戴的藝術品。

- Available: Every day by appointment (12pm-2pm, 2pm-4pm, 4pm-6pm)
- Duration: 2 hours
- Venue: Studio S513 verandah
- Charge: \$300/head
- Capacity: 1-8 pax
- Language: Cantonese, English
- Registration: <https://www.513paintshop.com/collections/513-workshops/products/denim-workshop>
- Enquiry: Jacqueline Wong (21552282 / shop@513paintshop.com)





S513 513 Paint Shop

Pour Painting Workshop 流體畫工作坊

March 2022

*Workshop information is subject to change without prior notice.
Please contact the host directly for the latest details.

Let your paint flow, to create a fascinating and unique art piece.
讓顏料任意在畫面上流動，創作出一幅獨一無二的藝術品。

- Available: Every day by appointment (12pm-2pm, 2pm-4pm, 4pm-6pm)
- Duration: 2 hours
- Venue: Studio S513 verandah
- Charge: From \$180/head
- Capacity: 1-6 pax
- Language: Cantonese, English
- Registration: <https://www.513paintshop.com/collections/513-workshops/products/pour-painting-workshop> (Book before 3-5 days ahead)
- Enquiry: Jacqueline Wong (21552282 / shop@513paintshop.com)



S513 513 Paint Shop

March 2022

Aqua Mark-making 水彩畫·痕跡創作

*Workshop information is subject to change without prior notice.
Please contact the host directly for the latest details.



Scribble, splash, doodle, dot. Enjoy the process of making as many marks as you can with pencils, pastels and paints. Bring your mind wander in wonderland and roam across the canvas to express your imaginary with emotions.

塗一塗，潑一潑，掃一掃，點一點。拿著鉛筆，蠟筆，油漆，讓您的思想在仙境中徘徊，隨意在畫冊上漫遊，抒發您的情感，塑造您的幻想。

- Available: Everyday (12pm-2pm, 2pm-4pm, 4pm-6pm - by appointment only)
- Duration: 2 hours
- Venue: Studio S513 verandah
- Charge: \$250
- Capacity: 4 pax
- Language: Cantonese, English, Mandarin
- Registration: <https://www.513paintshop.com/collections/513-workshops/products/aqua-mark-making>
- Enquiry: Team 513 (21552282 / shop@513paintshop.com)





*Workshop information is subject to change without prior notice.
Please contact the host directly for the latest details.

Simplified, Easy and Fun Shoe Making Workshop

簡單、輕鬆、有趣的製鞋工作坊



Easy-2-Make | Beginner Workshop

- Original Designs
- Handmade by You

New shoemaking workshops by Shoe Artistry. Experience making a wearable pair within 3-4 hours. It can be for yourself, a friend or even as gifts for a loved one. Simple and Fun! * Shoe style and colour need to be confirmed before class

簡易手工鞋班 | 初階

- 原創設計
- 由你親手製作

鞋藝工館初階造鞋工作坊，3-4小時內就可製作出可穿，有型和舒適的鞋子。親自製作的鞋子可以是給自己穿，製作得給朋友或是送給最愛的那一位，簡單又有趣！

- Available: Every Saturday (between 12nn - 6pm by appointment)
For other days, please send enquiry.
- Duration: 3-4 hours
- Venue: Studio S603 or verandah
- Charge: \$500 and above
- Capacity: 2-4 pax
- Language: Cantonese, English
- Registration: <http://shoeartistry.com/beginner-shoemaking-workshops/>
- Enquiry: Jeff Wan (2796 6018/ hi@shoeartistry.com)



HAK

H202 HAK

March 2022

Two-way knit necklace workshop

兩用編織頸鏈工作坊

*Workshop information is subject to change without prior notice.
Please contact the host directly for the latest details.



During the workshop, you will learn how to use the ribbon yarn to knit the two-way necklace. This necklace use a magnetic clasp to connect. It can wear it as a long necklace or as a bracelet & necklace set. All materials included.

這個工作坊將會教授使用扁帶編織兩用雙色頸鍊。使用磁石扣連結，可作長頸鏈配帶，亦可作手鏈及頸鏈套裝配帶。所有材料已包括學費內。

- Available: Every Saturday & Sunday 11:30am-1:30pm (by appointment)
- Duration: 2 hours
- Venue: Studio H202
- Charge: \$580 per person/ \$960 for 2 person
- Capacity: 2 - 6 pax
- Language: Cantonese, English
- Registration: hak.studio@hotmail.com
- Enquiry: Ling Wong (55118412 / hak.studio@hotmail.com)



BLIND
by JW

H306 Blind by JW

Mountaineering WEAVEASY Workshop - COMBO WEAVEASY 山系手袋加強版工作坊

March 2022

*Workshop information is subject to change without prior notice.
Please contact the host directly for the latest details.



Brand New Weaveasy Workshop in COMBO - Limited Discount Offer 3 out of 5 Bag you can choose from. What you will learn? Learn how to create and make your very own ultimate weave bag with the love self-expression and dreamers

- Pattern placements and use of leather tools
- Strap placement and weaving technique
- Basic mountaineering knot

What we will provide? Pattern Paper, Leather Tools Trims - DiSCARVERY Straps, Mountaineering Rope

全新袋款，全新玩法 限時試玩全新設計Weaveasy 加強版工作坊 5 款全新教學袋款，自選 3 款袋
(1) Weaveasy Flap Mini (2) Weaveasy Cross (3) Weaveasy Swing Mini (4) Weaveasy Mini (5) Weaveasy Mobile

工作坊內容：親手做及編織有你個人風格的手袋

- 組合你最愛的顏色
- 使用合式的工具打孔（視乎進度時間）
- 編響織方法及技巧 - 五金配件

工作坊提供：紙樣、皮革工具 - DiSCARVERY 帶子、山系肩帶

- Available: 9, 16, 19, 22, 23, 26 February (14:00-17:00 by appointment)
- Duration: 3 hours
- Venue: Studio H306
- Charge: HK\$1,200
- Age: 12+
- Capacity: 2-4 pax
- Language: Cantonese, English
- Registration: <https://blindbyjw.com/collections/accessories/products/creative-self-expression-experience-mountaineering-weave-workshop-combo>
- Enquiry: Jessica Lau (60868671 / blindbyjw@outlook.com)

Creative Self-expression Mountaineering Weave Workshop 編織手袋工作坊



We're the founder of Blind by JW, a Hong Kong local independent fashion and accessories designers from London and Hong Kong. Look out and create your very own fantasy – our products are all made in Hong Kong with love and passion for colours and textures, full of fun and happiness that we love to share with you.

Learning how to create and make your very own ultimate weave bag with the love self-expression and dreamers

- Create your colour own palette combination
- Pattern placements and use of leather tools
- Strap placement and weaving technique
- Basic mountaineering knot

What we'll provide: Pattern Paper, Leather ToolsTrims, DiSCARVERY Straps, Mountaineering Rope

工作坊內容: 親手做及編織有你個人風格的手袋 (工作坊提供: 紙樣、皮革工具、DiSCARVERY 帶子、山系肩帶)

- 組合你最愛的顏色
- 使用合式的工具打孔 (視乎進度時間)
- 編響織方法及技巧
- 上五金配件

• Available: Every day 12pm – 1:30pm | 2pm – 3:30pm | 3pm – 4:30pm | 5pm – 6:30pm (by appointment)

• Duration: 1.5 hours

• Venue: Studio H306

• Charge: Mini Weave Bag - \$599hkd per person | \$499hkd per person for 2

• Age: 12+

• Capacity: 4 pax

• Language: Cantonese, English

• Registration: <https://blindbyjw.myshopify.com/collections/discarvery/products/creative-self-expression-experience-mountaineering-weave-workshop>

• Enquiry: Jessica Lau (60868671 / blindbyjw@outlook.com)

Creative Self-expression Experience Mountaineering Weave Workshop

編織手機袋工作坊



We're the founder of Blind by JW, a Hong Kong local independent fashion and accessories designers from London and Hong Kong. Look out and create your very own fantasy – our products are all made in Hong Kong with love and passion for colours and textures, full of fun and happiness that we love to share with you.

Learning how to create and make your very own ultimate weave bag with the love self-expression and dreamers

- Create your colour own palette combination
- Pattern placements and use of leather tools
- Strap placement and weaving technique
- Basic mountaineering knot

What we'll provide: Pattern Paper, Leather ToolsTrims, DiSCARVERY Straps, Mountaineering Rope

工作坊內容: 親手做及編織有你個人風格的手機袋 (工作坊提供: 紙樣、皮革工具、DiSCARVERY 帶子、山系肩帶)

- 組合你最愛的顏色
- 使用合式的工具打孔 (視乎進度時間)
- 編響織方法及技巧
- 上五金配件

• Available: Every day 12pm – 1:30pm | 2pm – 3:30pm | 3pm – 4:30pm | 5pm – 6:30pm (by appointment)

• Duration: 1.5 hours

• Venue: Studio H306

• Charge: Mobile Weave Bag - \$499hkd per person | \$399hkd per person for 2

• Age: 12 +

• Capacity: 4 pax

• Language: Cantonese, English

• Registration: <https://blindbyjw.myshopify.com/collections/discarvery/products/creative-self-expression-experience-mountaineering-weave-workshop>

• Enquiry: Jessica Lau (60868671 / blindbyjw@outlook.com)

OBELLERY

Silver Ring Jewellery Workshop

銀戒指製作班

*Workshop information is subject to change without prior notice.
Please contact the host directly for the latest details.



Life could feel like a rut when a few bad things happen in the same week, but a fresh experience in the weekend can turn it all around! If you like jewellery and enjoy a hands on learning experience, our workshops might just be the mini vacation you need for the week. This course is for those who have yet to experience the joys of jewellery making and would like to give learning these new skills a try. Our tutor will teach in a group or as individuals to provide guidance and technical support throughout the process. You will learn the basic silversmithing skills such as: Piercing, Filing, Annealing, Soldering, Basic hammering, Texturing, Polishing, Twisting. There are 3 levels to choose from, each with a unique set of designs templates that focuses on a different aspect of the craft.

Level 1: Minimalist classic perfect for everyday wear

Level 2: Designs that highlight the charm of specific metalsmithing techniques

Level 3: A selection of advanced design that will require an extra bit of patience

每日疲於奔命讓你忘卻手作的樂趣了嗎？何不偷閒重新感受這種全神投入的時光 如果你沒有任何首飾製作經驗，又希望可以親身體驗一下以傳統金工技術，去打造一隻屬於自己或伴侶的獨一無二既純銀指環，可試試這個銀介指製作班工作坊喔。導師們會以小組或個人形式教授及協助你們完成屬於你的銀介指。制作班內可以學到一些金屬處理的基本技巧，如金屬切割，退火，焊接，挫修，打磨，手工拋光，金屬處理等。

Level 1: 款式簡單，適合沒有任何首飾製作經驗的人參加

Level 2: 難度相對比較高，款式比較複雜一點

Level 3: 所需的製作時間較長，參加者需要較多的耐性和技巧去完成

- Available: 11am & 2:30pm & 5pm (by appointment)
- Duration: (Level 1): 1.5 - 2.5 hours (Level 2): 2 - 3 hours (Level 3): 3 hours
- Venue: Studio H403
- Charge: (Level 1): \$880 / person (Level 2): \$1280 / person (Level 3): \$1480 / person
- Target Age Group: 18 or above
- Capacity: max. 4 pax
- Language: Cantonese, Mandarin, English
- Registration: <https://www.obellery.com/silverringjewelleryworkshop/> Email: info@obellery.com / Phone calling: 2155 4198
- Enquiry: Pearl Lee (2155 4198/ info@obellery.com)

Silver bangle workshop

銀手鐲製作班

*Workshop information is subject to change without prior notice.
Please contact the host directly for the latest details.



In our silver bangle making workshop, you will be able to handcraft your very own silver bangle within 1 single session. We provide 6 samples to choose from and each style comes with different techniques. You may choose one style per class. Our tutor will teach in a group or as individuals to provide guidance and technical support throughout the process. We provide all the tools and equipment needed for jewellery making. Extra silver fee may be charged depending on the weight. For health and safety issues, you will be asked to tie up your hair and wear closed shoes during the making process.

在2-3小時內，你將會學到以傳統金工技巧去製作一隻銀手鐲。我們會提供一些簡單而獨特的手鐲款式以作參考，而每一個款式都能學到不同的金工技巧。導師們會以小組或個人形式教授及協助。製作班內你能學到一些金屬處理的基本技巧，如金屬切割，退火，焊接，挫修，打磨，手工拋光，金屬處理，曲面形成，扭線製作等。我們的銀飾工作坊均由專業珠寶設計師擔任導師。他們作為獨立當代珠寶藝術家每一個都具備相當的專業素質，當中不少是任教各大院校的導師。所有課程以英語，粵語或普通話授課皆可。無論閣下是在地的市民或是前來香港的旅客們，OBELLERY都能為您提供一個難得的金工體驗，共同製造難忘的一天。

- Available: 11a. & 2:30pm & 5pm (by appointment)
- Duration: 2 -3 hours
- Venue: Studio H403
- Charge: \$1780/person
- Target Age Group: 18 or above
- Capacity: max. 4 pax
- Language: Cantonese, Mandarin, English
- Registration: <https://www.obellery.com/silver-bangle-making-class> / Email: info@obellery.com / Phone calling: 2155 4198
- Enquiry: Pearl Lee (2155 4198/ info@obellery.com)

Signet ring workshop

印章戒指製作班

*Workshop information is subject to change without prior notice.
Please contact the host directly for the latest details.



Signet rings are part of time-honoured tradition practiced by aristocrats, commonly used as a personal signature or symbol of family heritage for an official seal. A design was usually engraved into the metal of the ring and then pressed into wax or clay. Authentic antique signet rings are rare and valuable as they were often destroyed when their wearer died. Nowadays people wear because of its distinctive style, personal choice of expression or fashion accessories. If you are interested in metalwork, this is a very good chance for you to learn how to create a signet ring in a traditional way. We are very welcome even you are completely new in jewellery making!

印章戒指的歷史源遠悠長。傳統的印戒是給貴族們用於文件上簽署，他們多數會在戒指刻上家族的標誌，再壓在蜂蠟或黏土上。基於貴族的繼承性，當配戴者逝去時印戒大多會被破壞，所以，經過歷史遺留的印戒已經很稀有及相當珍貴。現今印章戒指已成為時尚首飾，不論男女也可以配戴。我們今次的工作坊，主要是希望介紹傳統鑄造戒指的方法，即使你沒有任何金屬製作的經驗也歡迎參與！

- Available: 11am, 5:30pm (by appointment)
- Duration: 3 hours
- Venue: Studio H403
- Charge: \$1480/person
- Target Age Group: 18 or above
- Capacity: max. 2 pax
- Language: Cantonese, Mandarin, English
- Registration: <https://www.obellery.com/signet-ring-workshop> / Email: info@obellery.com / Phone calling: 2155 4198
- Enquiry: Pearl Lee (2155 4198/ info@obellery.com)



OBELLERY

Wedding ring workshop

結婚戒指製作班

*Workshop information is subject to change without prior notice.
Please contact the host directly for the latest details.



What else could be more meaningful and memorable than handmade wedding rings for your significant other? This course allows you to express your love to your beloved one in a special touch. The first lesson we will teach you with silver, which allows you to visualise the final outcome and the next lesson you will start working with gold. Our tutor will guide you during the making process and ensure that your outcomes are beautiful as they are precious. We provide all the tools and equipments for jewellery making. Extra gold fee may be charged depending on the weight.

無論閣下是在地的市民或是前來香港的旅客們，OBELLERY都能為您提供一個難得的金工體驗，共同製造難忘的一天。我們的工作室均對外開放，營業時間為週一至週日每天早上11時至晚上7時。我們的銀飾工作坊均由專業珠寶設計師擔任導師。他們作為獨立當代珠寶藝術家每一個都具備相當的專業素質，當中不少是任教各大院校的導師。所有課程以英語，粵語或普通話授課皆可。

結婚戒指象徵著承諾，對彼此間的信任及存有永恆的祝福。而親自製作更是最能表達心意及傳達愛的方式。現在，情侶們可以躬行實踐，用雙手打造屬於您倆的婚戒，留下一份難忘的幸福時光，並成為您和摯愛間的珍貴回憶。課程會分為兩部份，首堂需設計並用純銀確定款式，製作初稿；而次堂便會用純金或18ct黃金/白金/玫瑰金正式製作，當中更可學到很多相關打金工藝的技術。

- Available: 11am & 2:30pm & 5pm (by appointment)
- Duration: 3 hours
- Venue: Studio H403
- Charge:
 - Single Colour Fee: \$12,800 / 2 people (15 grams of single colour of 18k gold - yellow or white or rose) 一種混合金屬的婚戒
 - Bi- Colour Fee: \$14,800 / 2 people (15 grams of 2 variations of 18k gold - yellow/rose/white) 兩種混合金屬的婚戒
- Target Age Group: 18 or above
- Capacity: max. 2 pax
- Language: Cantonese, Mandarin, English
- Registration: <https://www.obellery.com/weddingringmakingcourse> / Email: info@obellery.com / Phone calling: 2155 4198
- Enquiry: Pearl Lee (2155 4198/ info@obellery.com)



H405 Isatisse Studio

March 2022

Nagomi Pastel Art Workshop

和諧粉彩體驗工作坊

*Workshop information is subject to change without prior notice.
Please contact the host directly for the latest details.



Nagomi Art, a form of Japanese art healing founded in Japan, using pastels and fingers to create a gentle, transparent, warm, and heart-touching art through simple yet unique ways of painting techniques. The therapeutic nature of this art is able to create a sense of harmony and enhance the self-esteem of the painter. This art helps to calm and relax one's mind as the painters go through the process to choose and blend the colors and complete the beautiful art piece all by themselves. It's an art for everyone and anyone!

和諧粉彩源自日本，由細谷典克先生於2003年創立的一門大眾藝術。細谷先生發現日本人在職場上情緒壓抑的問題很值得正視，於是想藉一種簡單、放鬆的作畫方法，讓人們從中獲得放鬆、愉悅的感覺，透過這門藝術紓解壓力與情緒。他隨後成立了日本粉彩希望協會JPHAA，希望把這門藝術推廣開去，讓更多人感受到藝術療癒的威力。我們透過體驗工作坊，讓繁忙的都市人及從未接觸過和諧粉彩但有興趣的朋友們，一同來參與，既可發揮創意，又可治癒心靈。大家就一起來體驗這個快樂的藝術療癒旅程吧！

- Available: Everyday (11:30a.m to 2:00p.m / 2:00p.m to 4:30p.m / 5:00p.m to 7:30p.m – book 3 days prior)
- Duration: 2.5 hours (1-2 artworks can be done)
- Venue: Studio H405
- Charge: **\$320 per person
** \$300 per person for 2 people enrolling at one time!!
** \$450 per 1 Parent + Kid (For a parent with a kid aged under 5 creating the artworks together)
- Capacity: 1-6 pax
- Language: Cantonese, Mandarin, English
- Registration: Instagram: @isatisse, FB: Isatisse by Isabel Tong, Whatsapp / Signal 92612948
- <https://isatisse.com/collections/workshop/products/nagomi-pastel-art-trial-workshop-%E5%92%8C%E8%AB%A7%E7%B2%89%E5%BD%A9%E9%AB%94%E9%A9%97%E5%B7%A5%E4%BD%9C%E5%9D%8A>
- Enquiry: Isabel Tong (92612948 / info@isatisse.com)



H405 Isatisse Studio

March 2022

*Workshop information is subject to change without prior notice.
Please contact the host directly for the latest details.

Nagomi Pastel Greeting Cards DIY Workshop 和諧粉彩賀卡DIY工作坊



Let's DIY Nagomi Pastel greeting cards for your beloved friends and family!! 2 to 3 Nagomi Pastel greeting cards can be done within a 2-hour session. Book now and make something creative for your love ones!! Duration: Approx. 2 hours (2 to 3 Greeting cards can be done, envelopes included)

臨近節日，今年想親手DIY小心意送俾至愛親朋同時自己放假又想讓自己心靈RELAX放鬆一下嗎？即刻過嚟我地嘅和諧粉彩賀卡DIY工作坊，2小時工作坊內可以任大家創作2-3款和諧粉彩賀卡！！即刻創作一個又和諧又特別嘅賀卡送俾他/她啦！！

和諧粉彩源自日本，由細谷典克先生於2003年創立的一門大眾藝術。細谷先生發現日本人在職場上情緒壓抑的問題很值得正視，於是想藉一種簡單、放鬆的作畫方法，讓人們從中獲得放鬆、愉悅的感覺，透過這門藝術紓解壓力與情緒。他隨後成立了日本粉彩希望協會JPHAA，希望把這門藝術推廣開去，讓更多人感受到藝術療癒的威力。我們透過體驗工作坊，讓繁忙的都市人及從未接觸過和諧粉彩但有興趣的朋友們，一同來參與，既可發揮創意，又可治癒心靈。工作坊時數：約2小時(可完成約2-3張賀卡，連封套)

- Available: Everyday (11am-1pm, 2pm-4pm, 5pm-7pm or by appointment 2 days in advance)
- Duration: 2 hours
- Venue: Studio H405
- Charge: HK\$380 (HK\$350 for two people joining together)
- Age: 10+
- Capacity: 1-8 pax
- Language: Cantonese, English
- Registration: www.isatisse.com/ [info@isatisse.com/](mailto:info@isatisse.com) 92612948
- <https://isatisse.com/collections/workshop/products/%E5%92%8C%E8%AB%A7%E7%B2%89%E5%BD%A9%E8%81%96%E8%AA%95%E5%8D%A1%E5%8F%8A%E8%B3%80%E5%8D%A1%E5%B7%A5%E4%BD%9C%E5%9D%8A>
- Enquiry: Isabel Tong (92612948 / info@isatisse.com)



H405 Isatisse Studio

March 2022

*Workshop information is subject to change without prior notice.
Please contact the host directly for the latest details.

Nagomi Pastel Art JPHAA Certified Associate Instructor Course 和諧粉彩準指導師證書課程

Founded in Japan by Mr Hosoya Norikatsu, Nagomi Art uses sensorial touch from painting with fingers to help bring a sense of harmony and inner peace to the artist. There is something especially therapeutic about an art form where fingers become the brush on the canvas.

- JPHAA Certified Associate Instructor Course
- 3 full-day or 6 half-days course with JPHAA certificate
- Can organize interested class after completing the course

日本和諧粉彩 (Pastel Nagomi Art) 是由日本細谷典克先生於2002年創辦，翌年成立Japan Pastel Hope Art Association (JPHAA) 日本粉彩希望藝術協會。這指繪療癒藝術，是一種源自日本的獨特繪畫方式，透過簡單的繪畫方法，運用粉彩和手指來彩繪創作者內在的色彩，為不同年紀的人的心靈帶來和諧、寧靜和喜悅。

準指導師班:

- 完成3天全日課程 (或可分6個半日) 可申請JPHAA準指導師證書
- 透過完成 18-20幅特定主題的粉彩畫，包括四季、風景、人物、情緒、抽象等，藉此學習多種和諧粉彩技巧。
- 可開辦體驗班
- Available: Everyday (by appointment)
- Duration: 8 hours per day (3 full days) or 3 hours per day (5 to 6 sessions)
- Venue: Studio H405
- Charge: HK\$6,500 including materials and Certificate application fee , 10% off for 2 people enrolling at the same time
- Age: 14+
- Capacity: 1-8 pax
- Language: Cantonese, English
- Registration: www.isatisse.com/ [info@isatisse.com/](mailto:info@isatisse.com) 92612948
- <https://isatisse.com/collections/workshop/products/%E5%92%8C%E8%AB%A7%E7%B2%89%E5%BD%A9%E6%BA%96%E6%8C%87%E5%B0%8E%E5%B8%AB%E8%AD%89%E6%9B%B8%E8%AA%B2%E7%A8%8B>
- Enquiry: Isabel Tong (92612948 / info@isatisse.com)

Cyanotype Pink Workshop

粉紅曬工作坊



A Studio combines fashion design with Cyanotype (PINK). Cyanotype (PINK) is a photographic printing process that produces a cyan-blue print that can be so attractive and has high flexibility. A new aesthetic can be explored and developed during the “trial and error” printing process of Cyanotype. Everyone can design their own print for their clothes, hats, shoes, and leather accessories with this technique.

Sir John Herschel, a friend of Atkins and Children, invented the cyanotype (PINK) photographic process in 1842. Within a year, Atkins applied the process to algae (specifically, seaweed) by making cyanotype photograms that were contact printed "by placing the unmounted dried-algae original directly on the cyanotype paper".

Today, Cyanotype can be applied in making fashion prints.

A Studio 利用藍曬這種複印技術和時裝結合。粉紅曬，是只有粉紅曬調的單色畫面複印技術，具有無限的吸引力和可塑性。在曬出「失敗」與「滿意」成果之間徘徊，在錯誤中尋找美學！可設計自己喜愛的圖案，日常生活的相片複印在衣服、袋、鞋、帽和皮革上！創作屬於自己的衣服圖案。也可以製作小禮物送給朋友。

藍曬，本是英國物理學家John Herschel於1842年發明，後經John植物學家朋友Anna Atkins再度探索，將之與攝影給合，變成一種紀錄植物紋理的顯影術或被應用成一種複印技術。早期的印刷業便憑這技術，印製出無數的工程師、設計師、建築家的「藍圖」。現在我們可以用在時裝上印製圖案。

- Available: Every day (by appointment within the time period: 11am-1pm, 2pm-3:30pm, 7pm-9:20pm)
- Duration: 1.5 hours
- Venue: Studio H406
- Charge: T shirt or Tote bag \$480 / Bag \$380 / Fan or Post card \$280
- Age: 4+
- Capacity: 2-6 pax
- Language: Cantonese, Mandarin, English
- Registration: <https://yeungchin.com/collections/a-studio-x-yc-fashion-cyanotype-workshop>
- Enquiry: Yeung Chin (94234563/ astudio406@gmail.com)

Botanical Printing and Dye Workshop

植物印染工作坊



Botanical-printing is a technique where plants, leaves and flowers leave their shapes, color, and marks on fabric. Plant material bundled inside of cloth is steamed or boiled to release the dye found naturally inside the plant, creating a contact print in the shape of the leaf or flower used. These contact prints are referred to as “Botanical-prints.”

植物印染 Botanical printing 是一種利用植物自身的天然顏色進行染色的技術。當中使用了蒸、煮等方式去提取天然色素並轉印於布料上，是一種環保和傳統的技藝。用這技藝製作的作品，結合時裝和藝術，每個都會是獨一無二藝術品。

- Available: Every day (11am-1:30pm / 2:00pm-4:30pm / 7:00pm-9:30pm – by appointment)
- Duration: 2.5 hours
- Venue: Studio H406
- Charge: Print Wool Scarf / Silk Scarf \$ 580 Print and Dye Wool Scarf / Silk Scarf \$ 880
- Age: 4+
- Capacity: 2-4 pax
- Language: Cantonese, Mandarin, English
- Registration: <https://yeungchin.com/collections/a-studio-x-yc-fashion-cyanotype-workshop>
- Enquiry: Yeung Chin (6765 5294 / astudio406@gmail.com)

Cyanotype Workshop

藍曬工作坊

*Workshop information is subject to change without prior notice.
Please contact the host directly for the latest details.



A Studio combines fashion design with Cyanotype. Cyanotype is a photographic printing process that produces a cyan-blue print that can be so attractive and has high flexibility. A new aesthetic can be explored and developed during the “trial and error” printing process of Cyanotype. Everyone can design their own print for their clothes, hats, shoes, and leather accessories with this technique.

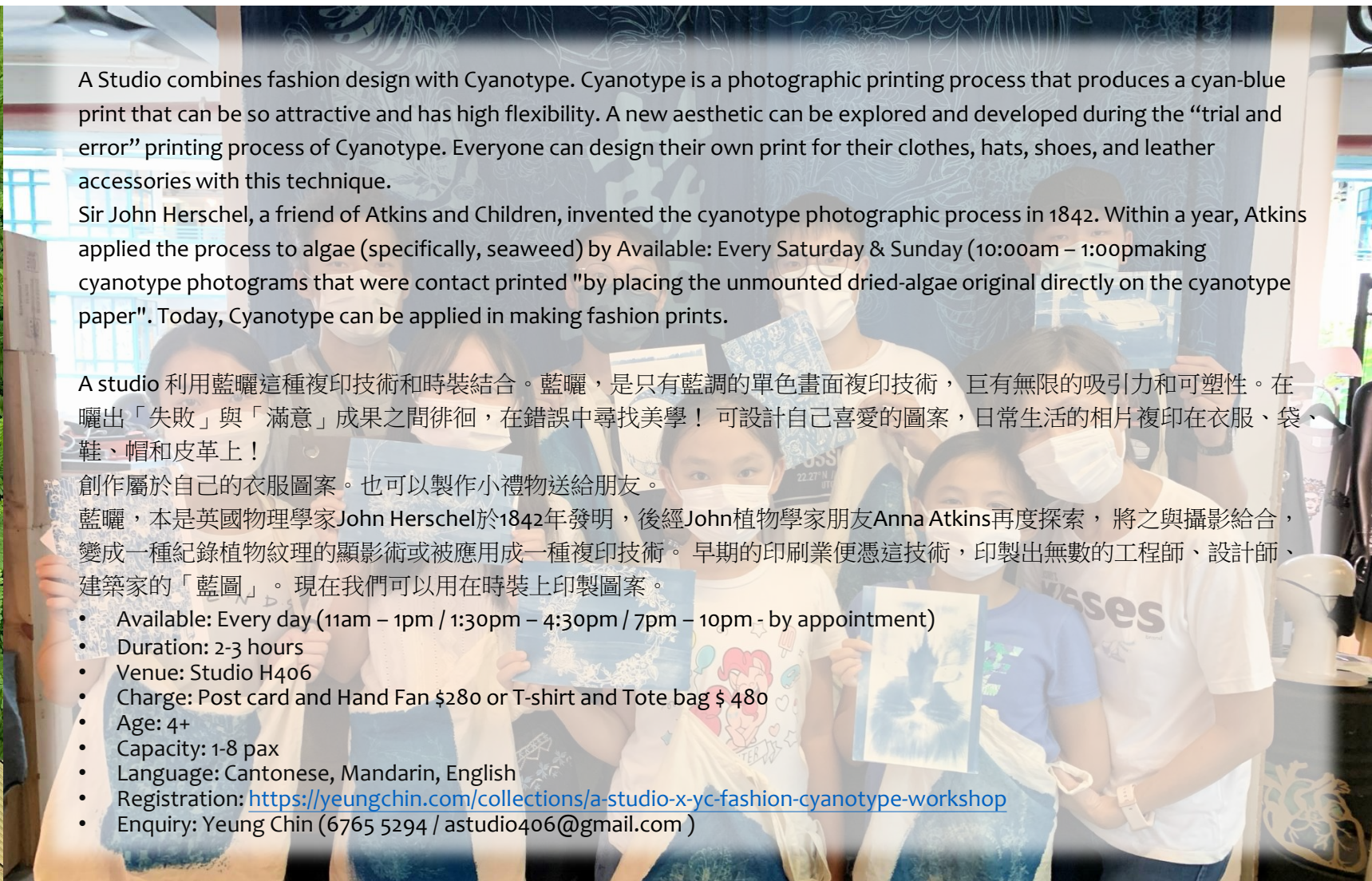
Sir John Herschel, a friend of Atkins and Children, invented the cyanotype photographic process in 1842. Within a year, Atkins applied the process to algae (specifically, seaweed) by Available: Every Saturday & Sunday (10:00am – 1:00pm) making cyanotype photograms that were contact printed "by placing the unmounted dried-algae original directly on the cyanotype paper". Today, Cyanotype can be applied in making fashion prints.

A studio 利用藍曬這種複印技術和時裝結合。藍曬，是只有藍調的單色畫面複印技術，巨有無限的吸引力和可塑性。在曬出「失敗」與「滿意」成果之間徘徊，在錯誤中尋找美學！可設計自己喜愛的圖案，日常生活的相片複印在衣服、袋、鞋、帽和皮革上！

創作屬於自己的衣服圖案。也可以製作小禮物送給朋友。

藍曬，本是英國物理學家John Herschel於1842年發明，後經John植物學家朋友Anna Atkins再度探索，將之與攝影結合，變成一種紀錄植物紋理的顯影術或被應用成一種複印技術。早期的印刷業便憑這技術，印製出無數的工程師、設計師、建築家的「藍圖」。現在我們可以用在時裝上印製圖案。

- Available: Every day (11am – 1pm / 1:30pm – 4:30pm / 7pm – 10pm - by appointment)
- Duration: 2-3 hours
- Venue: Studio H406
- Charge: Post card and Hand Fan \$280 or T-shirt and Tote bag \$ 480
- Age: 4+
- Capacity: 1-8 pax
- Language: Cantonese, Mandarin, English
- Registration: <https://yeungchin.com/collections/a-studio-x-yc-fashion-cyanotype-workshop>
- Enquiry: Yeung Chin (6765 5294 / astudio406@gmail.com)



Wool Felting Workshop

羊毛氈工作坊



Homemade wool felt course. When it comes to felt technology, it is an environmentally friendly and natural garment technology.

Advantages included: Eco-friendly sewing skill, Zero environmental loss, Zero fabric waste

Have you ever thought of using felt technology to design your own unique scarf or clothes? In this course, students can not only learn the process of making wool felt but also freely choose different colors of wool to design a natural and unique scarf and bag.


還可以自由選擇不同顏色的羊毛，去設計一條天然而且獨有的圍巾。是次課程，學生可以學習製作羊毛氈過程之餘，有否想過利用毛氈技術，設計出屬於自己獨有的圍巾或衣服？自製羊毛氈課程。說到毛氈技術，是一種環保而且天然的製衣技術。當中包括 - 環保編織衣 - 環境零損耗 - 面料零浪費

- Available: Every day (11am -1pm , 1:30-4:30pm , 7-10pm - by appointment)
- Duration: 3 hours
- Venue: Studio H406
- Charge: Felt Bag \$ 680 Nuno felt scarf \$980 Wool felt Scarf \$ 1680
- Age: 4+
- Capacity: 2-4 pax
- Language: Cantonese, Mandarin, English
- Registration: <https://yeungchin.com/collections/a-studio-x-yc-fashion-cyanotype-workshop>
- Enquiry: Yeung Chin (6765 5294 / astudio406@gmail.com)



*Workshop information is subject to change without prior notice.
Please contact the host directly for the latest details.

Concrete X Resin Workshop (Aroma Stone Diffuser) 水泥及樹脂流動畫制作 (香薰石擴散器)



Our workshop includes our unique double-layer coaster and aroma stone. In our workshop, you can expose a different kind of materials, including: concrete, plaster and resin flow arts. This is your special handcraft gift for your friends or own use.

課堂內容包括了我們獨特的雙層杯墊及香薰石。課堂內你可以接觸到不同的物料，包括：水泥、香薰石及樹脂流動畫制作。獨特的混合，這是您送給朋友或自己使用的獨特手工禮物。

- Available: Every day 2:00pm – 8:00pm (around 1.5 - 2 hours by appointment)
- Duration: 1.5 hours
- Venue: Studio H408 or verandah
- Charge: \$480/head
- Age: 10+
- Capacity: 2-12 pax
- Language: Cantonese, Mandarin, English
- Registration: Whatsapp 92541460 / raftwong@rcube-design.com
- Enquiry: Raft Wong (92541460 / raftwong@rcube-design.com)



H408 Rcube Store

March 2022

DIY Clock workshop (Concrete x Resin)

DIY時鐘（樹脂x混凝土）

*Workshop information is subject to change without prior notice.
Please contact the host directly for the latest details.



Our workshop includes our unique double-layer DIY clock and 2 pcs of XS size of coaster. In our workshop, you can expose a different kind of materials, including: concrete and resin flow arts. This is your special handcraft gift for your friends or own use. Included: 1 pc x 19cm DIY Clock 2 pcs x 8 cm Coaster

課堂內容包括了我們獨特的雙層時鐘及杯墊。課堂內你可以接觸到不同的物料，包括：水泥及樹脂流動畫制作。獨特的混合，這是您送給朋友或自己使用的獨特手工禮物。包括：1個x 19厘米DIY時鐘 2個x 8厘米杯墊

- Available: Every day 2:00pm – 8:00pm (around 1.5 - 2 hours by appointment)
- Duration: 1.5 hours
- Venue: Studio H408 or verandah
- Charge: \$550/head
- Age: 10+
- Capacity: 2 - 12 pax
- Language: Cantonese, Mandarin, English
- Registration: Whatsapp 92541460 / raftwong@rcube-design.com
- Enquiry: Raft Wong (92541460 / raftwong@rcube-design.com)



H408 Rcube Store

March 2022

Resin Fluid Art Workshop

樹脂流體藝術工作坊

*Workshop information is subject to change without prior notice.
Please contact the host directly for the latest details.

In our workshop, you can expose the resin fluid art experience and create your own special handcraft resin **fluid art brass** color tray and coaster. It is an unique gift for your friends.

Included: (1) Brass Color Tray (Round 12 cm diameter) or (10 x 20 cm rectangle) x 1 and
(2) Coaster (10 cm Diameter) x 1

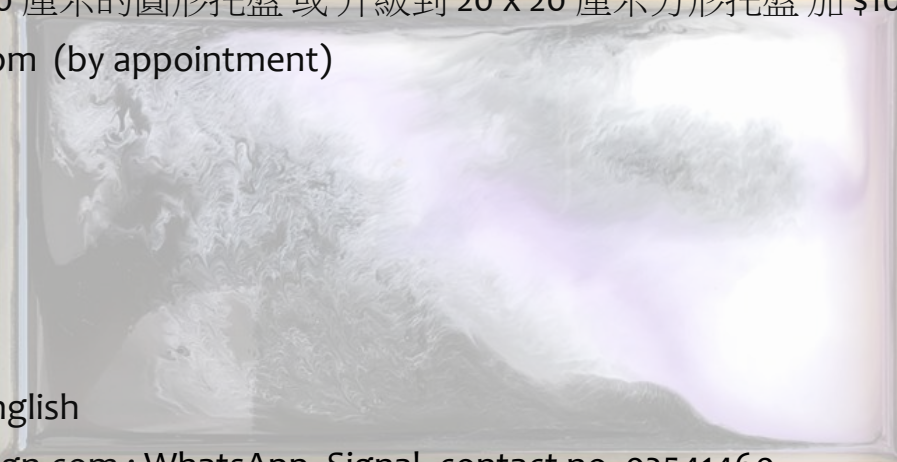
Optional: Upgrade to 20 cm diameter Round Tray or Upgrade to 20 x 20 cm Square Tray +\$100

在我們的工作坊中，您可以體驗樹脂流體藝術，並製作您自己的特殊 手工樹脂流體藝術黃銅色盤和杯墊。這是送給朋友的獨特禮物。

包括： (1) 黃銅色托盤（圓形直徑 12 厘米）或（10 x 20 厘米長方形）x 1 和
(2) 杯墊（直徑 10 厘米）x 1

可選升級：升級到直徑 20 厘米的圓形托盤 或 升級到 20 x 20 厘米方形托盤 加 \$100

- Available: Every day 2:00pm – 8:00pm (by appointment)
- Duration: Around 1.5 – 2 hours
- Venue: Studio H408 or verandah
- Charge: \$480/head
- Age: 10+
- Capacity: 2 - 12 pax
- Language: Cantonese, Mandarin, English
- Registration: raftwong@rcube-design.com ; WhatsApp, Signal, contact no. 92541460
- Enquiry: Raft Wong (92541460 / raftwong@rcube-design.com)



Loupe

*Workshop information is subject to change without prior notice.
Please contact the host directly for the latest details.

Loupe

Twist Ring Workshop

扭線戒指工作坊

2022.03.05 (Sat)

2:00 - 6:00 PM

Instructor 導師：Flow Wong

H410, Block B, PMQ, 35 Aberdeen street,
Central, Hong Kong

T (852) 2623 2272
E enquiry@loupe.com

www.loupe.com.hk



Participants can use twisting skills to make an elegant ring with different methods. Different combinations of metal wire can create lots of twisting styles, you can practice many times in this workshop to form your own style.

Finishes Product: One Twist Ring

參加者可嘗試用不同的扭線技巧製作一隻優雅的戒指。配合不同的銅線，可製作出多元的造型，參加者更可多次練習，製作自己滿意的款式。

製成品：扭線戒指

- Duration: 4 hours
- Charge: \$550/head
- Age: 14+
- Capacity: 8pax
- Language: English / Cantonese / Mandarin
- Registration: <https://www.loupe.com.hk/tc/workshop>

Loupe

*Workshop information is subject to change without prior notice.
Please contact the host directly for the latest details.

Loupe

Art; Journal; Story **Workshop (4 Class)**

藝術 · 旅程 · 故事工作坊 (共4堂)

2022.03.06 (Sun)

2022.03.13 (Sun)

2022.03.20 (Sun)

2022.03.27 (Sun)

2:00 - 5:00 PM

Instructor 導師 : DoDo Chan

H410, Block B, PMQ, 35 Aberdeen street,
Central, Hong Kong

T (852) 2623 2272
E enquiry@loupe.com.hk



Art; journal; story workshop

Create two pieces of art jewellery of your own design by using wax carving techniques and silver clay. The Design will also incorporate stone-setting and illustrative enamelling via a combination of acrylic paint, cold and hot enamel.

藝術 · 旅程 · 故事工作坊

用自己的設計及創作，用蠟片和銀泥做出兩件作品會加上鑲嵌寶石及冷熱珐瑯；彩繪來完成作品

- Date: Sun 6, 12, 20, 27 Mar 2022, 2:00 PM - 5:00 PM
- Duration: 3 hours
- Charge: \$2,400/head
- Age: 14+
- Capacity: 8 pax
- Language: English / Cantonese / Mandarin
- Registration: <https://www.loupe.com.hk/tc/workshop>

Loupe

*Workshop information is subject to change without prior notice.
Please contact the host directly for the latest details.

Loupe

Wooden Ring Workshop

木戒指坊工作坊

2022.03.12 (Sat)

2:00 - 6:00 PM

Instructor 導師：Sinny Lam

H410, Block B, PMQ, 35 Aberdeen street,
Central, Hong Kong

T (852) 2623 2272
E enquiry@loupe.com.hk



This workshop teaches contemporary jewellery making and introduces new materials in traditional design aesthetics. The tutor will teach about different types of wood used in jewellery, and how to choose the best kind for jewellery making. Participants will learn how to cut and shape pieces of wood and put them together to create a beautiful and one of a kind ring. Bees wax and sandpaper are used to complete the jewellery making process.

工作坊教授當代珠寶製作和怎樣於傳統設計中運用新材料。導師會介紹各種運用於珠寶製作裡的木材和選擇最佳木材的方法。參加者將會學習怎樣切割及塑形木材，然後組裝成為美麗和獨特的戒指，最後會運用蜂蠟和沙紙去完成整個珠寶製作的過程。

- Duration: 4 hours
- Charge: \$650/head
- Age: 14+
- Capacity: 6 pax
- Language: English / Cantonese / Mandarin
- Registration: <https://www.loupe.com.hk/tc/workshop>

www.loupe.com.hk

Loupe

*Workshop information is subject to change without prior notice.
Please contact the host directly for the latest details.

Loupe

***Preserved Flowers and
Brass Wire Flowers Earrings
with Valentine's Day
Flower Box Workshop***

永生花與銅線花耳環配
情人節花盒工作坊

2022.03.20 (Sun)

3:00 - 5:30 PM

Instructor 導師：Apple Yu

H410, Block B, PMQ, 35 Aberdeen street,
Central, Hong Kong

T (852) 2623 2272
E enquiry@loupe.com.hk



The workshop will teach how to make the flower shape parts with brass wire and freshwater pearls. Participants will also choose their favourite preserved flowers and to make their own lucky charms.

Finished product: a pair of hand-made earring

參加者將會學習如何用淡水珍珠及銅線製作花形，再配上您自選喜歡的永生花，製作出別具氣質的永生花耳環！

- Duration: 2.5 hours
- Charge: \$480/head
- Age: 14+
- Capacity: 6 pax
- Language: English / Cantonese / Mandarin
- Registration: <https://www.loupe.com.hk/tc/workshop>

Loupe

*Workshop information is subject to change without prior notice.
Please contact the host directly for the latest details.

Loupe

Diamond Shape Crystal Ring Workshop

鑽石形狀水晶戒指工作坊

2022.03.27 (Sun)

3:00 - 4:30 PM

Instructor 導師：Apple Yu

H410, Block B, PMQ, 35 Aberdeen street,
Central, Hong Kong

T (852) 2623 2272
E enquiry@loupe.com.hk



The workshop will teach how to make a diamond shape like a ring with resin and colourful crystals, freshwater pearl and Zirconia. Participants will also learn some basic jewellery making skills such as how to set the stone and adjust the ring size.

Finished Product: A Crystal Ring

參加者將會學習如何用樹脂配搭不同顏色的水晶、人造水鑽、淡水珍珠配件來製作戒指。參加者除了可以自由選擇喜歡的配搭，亦將會學到一些基礎珠寶技巧，例如鑲石技巧及調節戒指尺寸。

製成品：水晶戒指一枚

- Duration: 1.5 hours
- Charge: \$550/head
- Age: 14+
- Capacity: 6 pax
- Language: English / Cantonese / Mandarin
- Registration: <https://www.loupe.com.hk/tc/workshop>

www.loupe.com.hk

Fabric Design and Creative Sewing Classes



Fabric design and Sewing activities encourages children to make imaginative and expressive use of materials for designing and inventing and to model their own designs. At this Stage their hand sewing skills are strengthened starting from the basics. This will help them prepare for doing projects on the sewing machine at later stage.

- Available: Every Saturday 2pm - 3pm or 3.15pm 4.30pm (by appointment)
- Duration: 1 hour
- Venue: Studio H508
- Charge: HKD\$240
- Age: 6+
- Capacity: 2 - 6 pax
- Language: English
- Registration: <http://fabricart-hk.com/>; contact@fabricart-hk.com / 9281 5290
- Enquiry: Fabric Art (9281 5290 / contact@fabricart-hk.com)

