

慢活

樂

@元創方

CREATIVE WORKSHOP
SERIES@PMQ



繡花 鞋

MIRU WONG

先達商店第三代傳人述說繡花鞋的
歷史變遷與半世紀老店的故事

E M B R O I D E R E D S H O E S



Pop-up Workshop: Sindart since 1958 期間限定工作坊：先達商店



先達商店
SINDART

Guided by the master of embroidered shoes, Miru Wong, the third generation of the Hong Kong brand Sindart (since 1958), you will experience the traditional embroidery art, the modernized embroidery art from mirumiru's illustration collection and learn basic embroidery skills and shoemaking technique in the series of workshops.

體驗充滿古典風味的刺繡工藝，由香港繡花鞋店「先達商店」第三代——繡花鞋匠人及刺繡師Miru Wong指導，你也可以輕鬆完成精緻作品！學員可從課堂中學會基本刺繡技巧，針線運用，刺繡不同圖案及手縫鞋履工序。





先達商店
SINDART

Pop-up Workshop: Sindart since 1958

期間限定工作坊：先達商店

June 2021

*Workshop information is subject to change without prior notice.
Please contact the host directly for the latest details.

Marigold Embroidery Workshop: Embroidery decoration / bag / footwear

萬壽菊刺繡工作坊：刺繡裝飾 / 刺繡索繩袋 / 繡花鞋

Marigold is a traditional pattern which is a symbol of glory, health and prosperity. It's usually seen on embroidery shoes designed especially for celebrations.

萬壽菊是象徵富麗堂皇及健康長壽的花卉，是學習製作繡花鞋的基礎入門圖案之一，多用於給喜慶或給長輩穿着的繡花鞋。

There are three themes of marigold workshop:
Embroidery decoration HK\$400, Embroidered bag HK\$500 or Embroidered footwear HK\$500.

Types of Footwear

Slippers: +HK\$200 per pair

Flats: +HK\$400 per pair

1.5 inches wedges: +HK\$500 per pair

2.5 inches heels: +HK\$600 per pair

*The embroideries are required to hand in at the end of the classes and the footwear will be made by Miru Wong.

*Production time: around 3 weeks, participants need to choose the type of shoes when registering the course.

工作坊可選擇三個不同主題：刺繡裝飾HK\$400、刺繡索繩袋HK\$500及繡花鞋HK\$500

繡花鞋種類

拖鞋：+HK\$200一對

平底鞋：+HK\$400一對

吋半船踭：+HK\$500一對

兩吋半高踭：+HK\$600一對

*學員需在報名前決定鞋款，以便導師準備紙樣。

*刺繡需在課堂完結時提交，並由導師負責製作繡花鞋，製作時間大約三星期。

- Available: June 5: 2pm~4pm ; June 6: 10:30am~12:30nn ; June 7: 7pm~9pm (book in advance)
- Duration: 2 hours
- Venue: Studio S512
- Charge: Embroidery decoration HK\$400, Embroidered bag HK\$500 or Embroidered footwear HK\$500
- Capacity: 6-12 pax
- Language: Cantonese, Mandarin, English
- Registration: FB: @sindart1958 ; IG: @miru_sindart1958 ; Tel: 28495499
- Enquiry: Miru Wong (2849 5499 / sindart1958@yahoo.com.hk)



先達商店
SINDART

Pop-up Workshop: Sindart since 1958

期間限定工作坊：先達商店

June 2021

*Workshop information is subject to change without prior notice.
Please contact the host directly for the latest details.

Lionhead Goldfish Embroidery Workshop: Embroidery decoration / bag / footwear

獅頭金魚刺繡工作坊：刺繡裝飾 / 刺繡索繩袋 / 繡花鞋

Lionhead has distinctive headgrowth and fat cheeks. It is a symbol of luck and wealth in Chinese culture. 獅頭金魚和一般金魚不同，隆起的頭部有著大小不同的肉瘤，圓滾滾的身體上有多變的花紋，魚鰭和尾巴都較為短小。除了和其他魚類一樣是富貴的象徵外，更有着好兆頭以及當紅當旺的意思。

There are three themes of lionhead workshop:
Embroidery decoration HK\$680, Embroidered bag HK\$780 or Embroidered footwear HK\$780.

Types of Footwear

Slippers: +HK\$200 per pair
Flats: +HK\$400 per pair
1.5 inches wedges: +HK\$500 per pair
2.5 inches heels: +HK\$600 per pair

*The embroideries are required to hand in at the end of the classes and the footwear will be made by Miru Wong.

*Production time: around 3 weeks, participants need to choose the type of shoes when registering the course.

工作坊可選擇三個不同主題：刺繡裝飾HK\$680、刺繡索繩袋HK\$780及繡花鞋HK\$780

繡花鞋種類

拖鞋：+HK\$200一對
平底鞋：+HK\$400一對
吋半船踭：+HK\$500一對
兩吋半高踭：+HK\$600一對

*學員需在報名前決定鞋款，以便導師準備紙樣。

*刺繡需在課堂完結時提交，並由導師負責製作繡花鞋，製作時間大約三星期。

- Available: June 12: 4:30pm~6:30pm ; June 13: 10:30am~12:30nn ; June 14: 7pm~9pm ; June 16: 7pm~9pm (book in advance)
- Duration: 2 hours
- Venue: Studio S512
- Charge: Embroidery decoration HK\$680, Embroidered bag HK\$780 or Embroidered footwear HK\$780
- Capacity: 6-12 pax
- Language: Cantonese, Mandarin, English
- Registration: FB: @sindart1958 ; IG: @miru_sindart1958 ; Tel: 28495499
- Enquiry: Miru Wong (2849 5499 / sindart1958@yahoo.com.hk)



先達商店
SINDART

Pop-up Workshop: Sindart since 1958

期間限定工作坊：先達商店

June 2021

*Workshop information is subject to change without prior notice.
Please contact the host directly for the latest details.

Peony & Magpie Embroidery Workshop: Embroidery decoration / bag / footwear

芍藥喜鵲刺繡工作坊：刺繡裝飾 / 刺繡索繩袋 / 繡花鞋

The combination of birds and blossoms is one of the most significant patterns on classic embroidered shoes. In this design, Magpie symbolizes happiness and peony is the king of blossoms. The embroidery illustrates the flourishing moment in Spring.
花鳥圖案是繡花鞋中的常見圖案之一，喜鵲是報喜之鳥，芍藥是花中之王，組合圖案代表了春季充滿喜樂和欣欣向榮的景象。

There are three themes of Peony & Magpie workshop:
embroidery decoration HK\$580, embroidered bag HK\$680 or embroidered footwear HK\$680.

Types of Footwear

Slippers: +HK\$200 per pair

Flats: +HK\$400 per pair

1.5 inches wedges: +HK\$500 per pair

2.5 inches heels: +HK\$600 per pair

*The embroideries are required to hand in at the end of the classes and the footwear will be made by Miru Wong.

*Production time: around 3 weeks, participants need to choose the type of shoes when registering the course.

工作坊可選擇三個不同主題：刺繡裝飾HK\$580、刺繡索繩袋HK\$680及繡花鞋HK\$680

繡花鞋種類

拖鞋：+HK\$200一對

平底鞋：+HK\$400一對

吋半船踭：+HK\$500一對

兩吋半高踭：+HK\$600一對

*學員需在報名前決定鞋款，以便導師準備紙樣。

*刺繡需在課堂完結時提交，並由導師負責製作繡花鞋，製作時間大約三星期。

- Available: June 5: 4:30pm~6:30pm ; June 6: 6pm~8pm ; June 9: 7pm~9pm (book in advance)
- Duration: 2 hours
- Venue: Studio S512
- Charge: Embroidery decoration HK\$580, Embroidered bag HK\$680 or Embroidered footwear HK\$680
- Capacity: 6-12 pax
- Language: Cantonese, Mandarin, English
- Registration: FB: @sindart1958 ; IG: @miru_sindart1958 ; Tel: 28495499
- Enquiry: Miru Wong (2849 5499 / sindart1958@yahoo.com.hk)





先達商店
SINDART

Pop-up Workshop: Sindart since 1958

期間限定工作坊：先達商店

June 2021

*Workshop information is subject to change without prior notice.
Please contact the host directly for the latest details.

Baby Owl Embroidery Workshop: Embroidery decoration / bag / footwear

貓頭鷹刺繡工作坊：刺繡裝飾 / 刺繡索繩袋 / 繡花鞋



In this workshop, you will experience the modernized embroidery art from mirumiru's illustration collection and learn basic embroidery skills.

主題是今年最新推出的mirumiru插畫——茶色森林系列的可愛貓頭鷹。學員可從課堂中學會基本刺繡技巧，針線運用及刺繡貓頭鷹圖案。

There are three themes of Baby Owl workshop:
embroidery decoration HK\$580, embroidered bag
HK\$680 or embroidered footwear HK\$680.

Types of Footwear

Slippers: +HK\$200 per pair

Flats: +HK\$400 per pair

1.5 inches wedges: +HK\$500 per pair

2.5 inches heels: +HK\$600 per pair

*The embroideries are required to hand in at the end of the classes and the footwear will be made by Miru Wong.

*Production time: around 3 weeks, participants need to choose the type of shoes when registering the course.

工作坊可選擇三個不同主題：刺繡裝飾HK\$580、刺繡索繩袋HK\$680及繡花鞋HK\$680

繡花鞋種類

拖鞋：+HK\$200一對

平底鞋：+HK\$400一對

吋半船踭：+HK\$500一對

兩吋半高踭：+HK\$600一對

*學員需在報名前決定鞋款，以便導師準備紙樣。

*刺繡需在課堂完結時提交，並由導師負責製作繡花鞋，製作時間大約三星期。

- Available: June 19: 2pm~4pm ; June 20: 4:30pm~6:30pm ; June 23: 7pm~9pm ; June 28: 7pm~9pm (book in advance)
- Duration: 2 hours
- Venue: Studio S512
- Charge: Embroidery decoration HK\$580, Embroidered bag HK\$680 or Embroidered footwear HK\$680
- Capacity: 6-12 pax
- Language: Cantonese, Mandarin, English
- Registration: FB: @sindart1958 ; IG: @miru_sindart1958 ; Tel: 28495499
- Enquiry: Miru Wong (2849 5499 / sindart1958@yahoo.com.hk)



先達商店
SINDART

Pop-up Workshop: Sindart since 1958

期間限定工作坊：先達商店

June 2021

*Workshop information is subject to change without prior notice.
Please contact the host directly for the latest details.

Mini Tiger Shoes Workshop : Embroidery decoration / bag / footwear

小虎鞋工作坊：刺繡裝飾 / 刺繡索繩袋 / 繡花鞋



Guided by the master of embroidered shoes, Miru Wong, the third generation of the Hong Kong brand Sindart (since 1958), you will experience the traditional embroidery art and learn basic embroidery skills and shoemaking technique. Tiger shoes are the mascot for new born babies. The fierce look of tigers scare the evil spirits and disease away and bring good health and luck to children.

小虎鞋是初生嬰兒的吉祥物，傳說中可以嚇走鬼神和疾病，使孩子快高長大、身體健康。是次工作坊由香港繡花鞋店「先達商店」第三代——繡花鞋匠人及刺繡師Miru Wong指導，學員可從課堂中學會基本刺繡技巧，針線運用及手縫鞋履工序。

There are three themes of Tiger workshop: embroidery decoration HK\$380, embroidered bag HK\$480 or embroidered footwear HK\$680.

(The whole embroidered shoes will be made by participants)

工作坊可選擇三個不同主題：刺繡裝飾HK\$380、刺繡索繩袋HK\$480及小虎繡花鞋HK\$680

(和其他工作坊不同，如果選擇繡花鞋班的話，整對繡花鞋也是由學員親自製作。)

- Available: June 19: 4:30pm~6:30pm ; June 20: 2pm~4pm ; June 21: 7pm~9pm ; June 26: 2pm~4pm (book in advance)
- Duration: 2 hours
- Venue: Studio S512
- Charge: Embroidery decoration HK\$380, Embroidered bag HK\$480 or Embroidered footwear HK\$680
- Capacity: 6-12 pax
- Language: Cantonese, Mandarin, English
- Registration: FB: @sindart1958 ; IG: @miru_sindart1958 ; Tel: 28495499
- Enquiry: Miru Wong (2849 5499 / sindart1958@yahoo.com.hk)



先達商店
SINDART

Pop-up Workshop: Sindart since 1958

期間限定工作坊：先達商店

June 2021

*Workshop information is subject to change without prior notice.
Please contact the host directly for the latest details.

Starlike Blossoms Embroidery Workshop : Embroidery decoration / bag / footwear 星花刺繡工作坊：刺繡裝飾 / 刺繡索繩袋 / 繡花鞋

The pattern of Starlike blossoms inspires by flower baskets. Colorful beads are used to illustrate joy and celebration.

星花圖案是一款非常傳統的圖案，以「花籃」為概念，屬於較為抽象及複雜的珠子刺繡花紋。顏色豐富鮮艷，多用於喜慶場合。

There are three themes of Starlike Blossoms embroidery workshop: embroidery decoration HK\$480, embroidered bag HK\$580 or embroidered footwear HK\$580.

Types of Footwear

Slippers: +HK\$200 per pair

Flats: +HK\$400 per pair

1.5 inches wedges: +HK\$500 per pair

2.5 inches heels: +HK\$600 per pair

*The embroideries are required to hand in at the end of the classes and the footwear will be made by Miru Wong.

*Production time: around 3 weeks, participants need to choose the type of shoes when registering the course.

工作坊可選擇三個不同主題：刺繡裝飾HK\$480、刺繡索繩袋HK\$580及繡花鞋HK\$580

繡花鞋種類

拖鞋：+HK\$200一對

平底鞋：+HK\$400一對

吋半船踭：+HK\$500一對

兩吋半高踭：+HK\$600一對

*學員需在報名前決定鞋款，以便導師準備紙樣。

*刺繡需在課堂完結時提交，並由導師負責製作繡花鞋，製作時間大約三星期。

- Available: June 26: 4:30pm~6:30pm ; June 27: 2pm~4pm, 4:30pm~6:30pm (book in advance)
- Duration: 2 hours
- Venue: Studio S512
- Charge: Embroidery decoration HK\$480, Embroidered bag HK\$580 or Embroidered footwear HK\$580
- Capacity: 6-12 pax
- Language: Cantonese, Mandarin, English
- Registration: FB: @sindart1958 ; IG: @miru_sindart1958 ; Tel: 28495499
- Enquiry: Miru Wong (2849 5499 / sindart1958@yahoo.com.hk)

HAK

H202 HAK

June 2021

*Workshop information is subject to change without prior notice.
Please contact the host directly for the latest details.

Two-way knit necklace workshop

兩用編織頸鏈工作坊

During the workshop, you will learn how to use the ribbon yarn to knit the two-way necklace. This necklace use a magnetic clasp to connect. It can wear it as a long necklace or as a bracelet & necklace set. All materials included.

這個工作坊將會教授使用扁帶編織兩用雙色頸鍊。使用磁石扣連結，可作長頸鏈配帶，亦可作手鏈及頸鏈套裝配帶。所有材料已包括學費內。

- Available: Every Saturday & Sunday 11:30am-1:30pm (by appointment)
- Duration: 2 hours
- Venue: Studio H202
- Charge: \$580per person/ \$960 for 2 person
- Capacity: 2 - 6 pax
- Language: Cantonese, English
- Registration: hak.studio@hotmail.com
- Enquiry: Ling Wong (55118412 / hak.studio@hotmail.com)

Creative Self-expression Experience Mountaineering Weave Workshop 編織手袋工作坊



We're the founder of Blind by JW, a Hong Kong local independent fashion and accessories designers from London and Hong Kong. Look out and create your very own fantasy – our products are all made in Hong Kong with love and passion for colours and textures, full of fun and happiness that we love to share with you.

Learning how to create and make your very own ultimate weave bag with the love self-expression and dreamers

- Create your colour own palette combination
- Pattern placements and use of leather tools
- Strap placement and weaving technique
- Basic mountaineering knot

What we'll provide: Pattern Paper, Leather Tools Trims, DiSCARVERY Straps, Mountaineering Rope

工作坊內容: 親手做及編織有你個人風格的手袋

- 組合你最愛的顏色
- 使用合式的工具打孔 (視乎進度時間)
- 編織方法及技巧
- 上五金配件

工作坊提供: 紙樣、皮革工具、DiSCARVERY 帶子、山系肩帶

- Available: Every day 12pm – 1:30pm | 2pm – 3:30pm | 3pm – 4:30pm | 5pm – 6:30pm (by appointment)
- Duration: 1.5 hours
- Venue: Studio H306
- Charge: Mini Weave Bag - \$599hk per person | \$499hk per person for 2
- Capacity: 4 pax
- Language: Cantonese, English
- Registration: 61996962 / blindbyjw@outlook.com
- Enquiry: Walter Kong (61996962 / blindbyjw@outlook.com)

Creative Self-expression Experience Mountaineering Weave Workshop

編織手機袋工作坊

We're the founder of Blind by JW, a Hong Kong local independent fashion and accessories designers from London and Hong Kong. Look out and create your very own fantasy – our products are all made in Hong Kong with love and passion for colours and textures, full of fun and happiness that we love to share with you.

Learning how to create and make your very own ultimate weave bag with the love self-expression and dreamers

- Create your colour own palette combination
- Pattern placements and use of leather tools
- Strap placement and weaving technique
- Basic mountaineering knot

What we'll provide: Pattern Paper, Leather Tools Trims, DiSCARVERY Straps, Mountaineering Rope

工作坊內容: 親手做及編織有你個人風格的手袋

- 組合你最愛的顏色
- 使用合式的工具打孔 (視乎進度時間)
- 編織方法及技巧
- 上五金配件

工作坊提供: 紙樣、皮革工具、DiSCARVERY 帶子、山系肩帶

- Available: Every day 12pm – 1:30pm | 2pm – 3:30pm | 3pm – 4:30pm | 5pm – 6:30pm (by appointment)
- Duration: 1.5 hours
- Venue: Studio H306
- Charge: Mobile Weave Bag - \$499hkd per person | \$399hkd per person for 2
- Capacity: 4 pax
- Language: Cantonese, English
- Registration: 61996962 / blindbyjw@outlook.com
- Enquiry: Walter Kong (61996962 / blindbyjw@outlook.com)





ARTS & CRAFTS STUDIO

Miniature Clay Afternoon-Tea Set Workshop

微型黏土西式下午茶工作坊



In this Lesson, We will learn to make the clay tea set Which are one twelfth of the real size using clay. this will include cute miniature clay work, and tailor-made Tea set stand. Beginners are welcome! come and join the class to make this cute and beautiful tea set clay work.

在本課程中，我們將學習使用黏土製作西式下午茶，它是實際尺寸的十二分之一。這將包括可愛的微型黏土作品，以及用上訂做製成的茶具架。歡迎初學者或小朋友！來參加課堂，製作可愛而美麗的茶具黏土作品！

- Available: 12 June 2021, Saturday (14:00 – 16:00, by appointment)
- Duration: 2 hours
- Venue: Studio S302
- Charge: \$480/person
- Capacity: max 10 people
- Language: Cantonese, Mandarin, English & Japanese
- Registration: artscrafts401@gmail.com / 9155-9374
- Enquiry: Arts & Crafts Studio (9155-9374 / artscrafts401@gmail.com)



Vanessa Tao

Crepe paper garden rose workshop

縐紙庭園玫瑰花工作坊

*Workshop information is subject to change without prior notice.
Please contact the host directly for the latest



Crepe paper flowers have become a trend, as it is long lasting, diverse and you can create your very own form that you appreciated of the specific status of the plant. Through the workshop, you will learn how to create the garden rose in your desired colour with the Italian crepe paper; the basic knowledge of crepe paper flower, cutting, colouring and how to combine everything together. Don't hesitate if you don't have any experience , as no previous experience is needed ! We will guide you step by step. By the end of the lesson you will have a beautiful garden rose stem with foliage, a white vase is also included, ready to brighten up your home. Why don't give yourself a lovely present?

縐紙花近來成為熱潮。除了耐放、款式多樣，您還可以按照自己的喜好，創造你想要的形態。在工作坊中，將會透過意大利縐紙技術，製作出庭園玫瑰，並用上心儀的顏色，還有縐紙花的基本知識、剪裁、上色和將所有部份整合的方法。這個工作坊不需任何經驗。在工作坊完結時，您將會擁有一朵漂亮的庭園玫瑰、花莖、葉子，以及一個白色花瓶，點亮您的家居。在這個充滿愛的月份，不如為自己送上一份精緻的禮物。

- Available: Every Saturday & Sunday (11am-2pm , 3-7pm by appointment)
- Duration: 4 hours
- Venue: Studio H402 verandah
- Charge: \$850/person (discount while 2 people join together:\$750/person)
- Capacity: 2-6 pax
- Language: Cantonese, English
- Registration: info@vanessatao.com / 95224779
- Enquiry: Vanessa Tao (95224779 / info@vanessatao.com)

OBELLERY

Silver Ring Jewellery Workshop

銀戒指製作班

*Workshop information is subject to change without prior notice.
Please contact the host directly for the latest details.



Life could feel like a rut when a few bad things happen in the same week, but a fresh experience in the weekend can turn it all around! If you like jewellery and enjoy a hands on learning experience, our workshops might just be the mini vacation you need for the week. This course is for those who have yet to experience the joys of jewellery making and would like to give learning these new skills a try. Our tutor will teach in a group or as individuals to provide guidance and technical support throughout the process. You will learn the basic silversmithing skills such as: Piercing, Filing, Annealing, Soldering, Basic hammering, Texturing, Polishing, Twisting. There are 3 levels to choose from, each with a unique set of designs templates that focuses on a different aspect of the craft.

Level 1: Minimalist classic perfect for everyday wear

Level 2: Designs that highlight the charm of specific metalsmithing techniques

Level 3: A selection of advanced design that will require an extra bit of patience

每日疲於奔命讓你忘卻手作的樂趣了嗎？何不偷閒重新感受這種全神投入的時光 如果你沒有任何首飾製作經驗，又希望可以親身體驗一下以傳統金工技術，去打造一隻屬於自己或伴侶的獨一無二既純銀指環，可試試這個銀介指製作班工作坊喔。導師們會以小組或個人形式教授及協助你們完成屬於你的銀介指。制作班內可以學到一些金屬處理的基本技巧，如金屬切割，退火，焊接，挫修，打磨，手工拋光，金屬處理等。

Level 1: 款式簡單，適合沒有任何首飾製作經驗的人參加

Level 2: 難度相對比較高，款式比較複雜一點

Level 3: 所需的製作時間較長，參加者需要較多的耐性和技巧去完成

- Available: 11am & 2:30pm & 5pm (by appointment)
- Duration: (Level 1): 1.5 - 2.5 hours (Level 2): 2 - 3 hours (Level 3): 3 hours
- Venue: Studio H403
- Charge: (Level 1): \$880 / person (Level 2): \$1280 / person (Level 3): \$1480 / person
- Capacity: max. 4 pax
- Language: Cantonese, Mandarin, English
- Registration: <https://www.obellery.com/silverringjewelleryworkshop/> Email: info@obellery.com / Phone calling: 2155 4198
- Enquiry: Pearl Lee (2155 4198/ info@obellery.com)

Silver bangle workshop

銀手鐲製作班



In our silver bangle making workshop, you will be able to handcraft your very own silver bangle within 1 single session. We provide 6 samples to choose from and each style comes with different techniques. You may choose one style per class. Our tutor will teach in a group or as individuals to provide guidance and technical support throughout the process. We provide all the tools and equipment needed for jewellery making. Extra silver fee may be charged depending on the weight. For health and safety issues, you will be asked to tie up your hair and wear closed shoes during the making process.

在2-3小時內，你將會學到以傳統金工技巧去製作一隻銀手鐲。我們會提供一些簡單而獨特的手鐲款式以作參考，而每一個款式都能學到不同的金工技巧。導師們會以小組或個人形式教授及協助。製作班內你能學到一些金屬處理的基本技巧，如金屬切割，退火，焊接，挫修，打磨，手工拋光，金屬處理，曲面形成，扭線製作等。我們的銀飾工作坊均由專業珠寶設計師擔任導師。他們作為獨立當代珠寶藝術家每一個都具備相當的專業素質，當中不少是任教各大院校的導師。所有課程以英語，粵語或普通話授課皆可。無論閣下是在地的市民或是前來香港的旅客們，OBELLERY都能為您提供一個難得的金工體驗，共同製造難忘的一天。

- Available: 11a. & 2:30pm & 5pm (by appointment)
- Duration: 2 -3 hours
- Venue: Studio H403
- Charge: \$1780/person
- Capacity: max. 4 pax
- Language: Cantonese, Mandarin, English
- Registration: <https://www.obellery.com/silver-bangle-making-class> / Email: info@obellery.com / Phone calling: 2155 4198
- Enquiry: Pearl Lee (2155 4198/ info@obellery.com)

Signet ring workshop

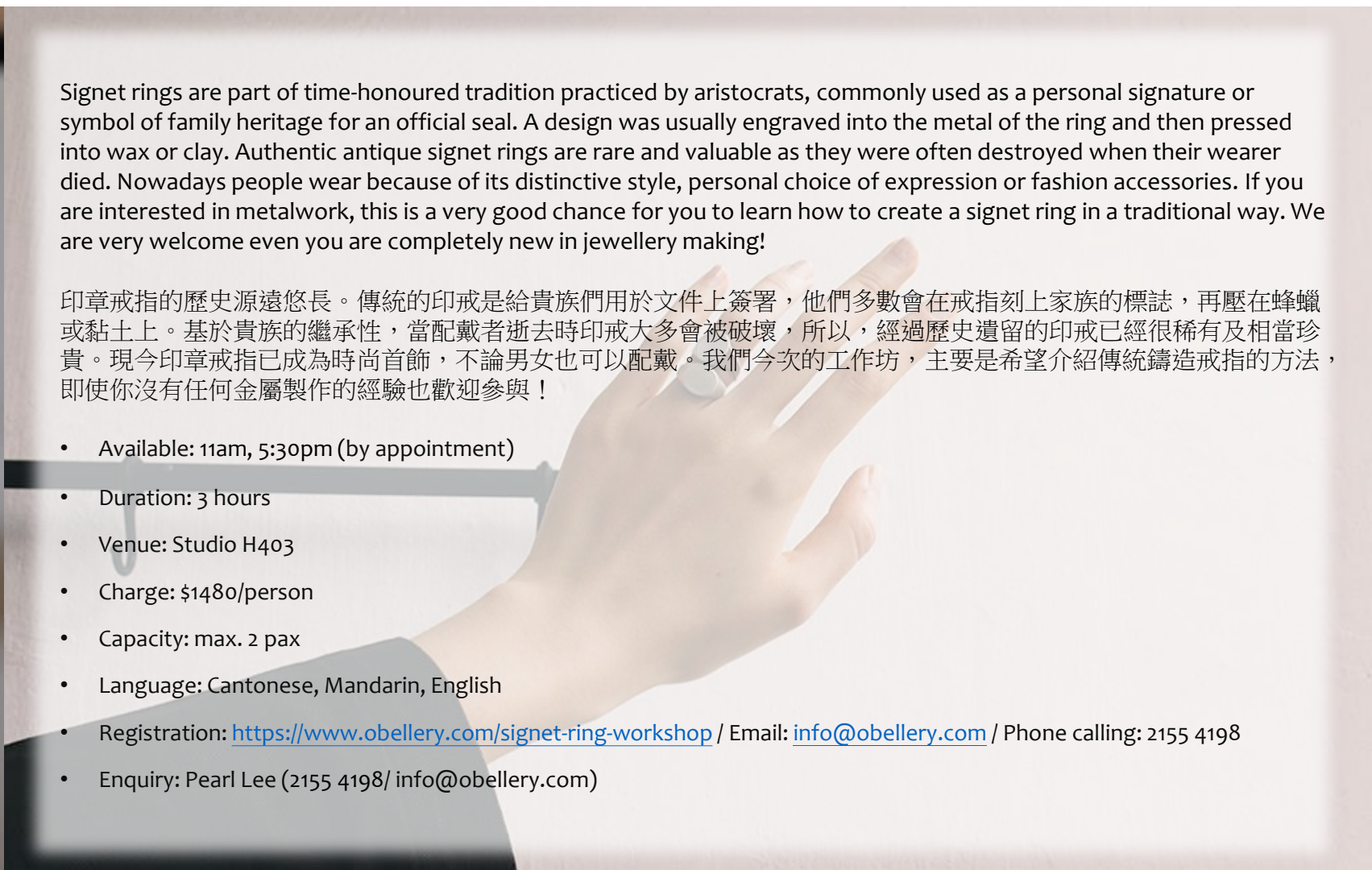
印章戒指製作班



Signet rings are part of time-honoured tradition practiced by aristocrats, commonly used as a personal signature or symbol of family heritage for an official seal. A design was usually engraved into the metal of the ring and then pressed into wax or clay. Authentic antique signet rings are rare and valuable as they were often destroyed when their wearer died. Nowadays people wear because of its distinctive style, personal choice of expression or fashion accessories. If you are interested in metalwork, this is a very good chance for you to learn how to create a signet ring in a traditional way. We are very welcome even you are completely new in jewellery making!

印章戒指的歷史源遠悠長。傳統的印戒是給貴族們用於文件上簽署，他們多數會在戒指刻上家族的標誌，再壓在蜂蠟或黏土上。基於貴族的繼承性，當配戴者逝去時印戒大多會被破壞，所以，經過歷史遺留的印戒已經很稀有及相當珍貴。現今印章戒指已成為時尚首飾，不論男女也可以配戴。我們今次的工作坊，主要是希望介紹傳統鑄造戒指的方法，即使你沒有任何金屬製作的經驗也歡迎參與！

- Available: 11am, 5:30pm (by appointment)
- Duration: 3 hours
- Venue: Studio H403
- Charge: \$1480/person
- Capacity: max. 2 pax
- Language: Cantonese, Mandarin, English
- Registration: <https://www.obellery.com/signet-ring-workshop> / Email: info@obellery.com / Phone calling: 2155 4198
- Enquiry: Pearl Lee (2155 4198/ info@obellery.com)



OBELLERY

Wedding ring workshop

結婚戒指製作班

*Workshop information is subject to change without prior notice.
Please contact the host directly for the latest details.



What else could be more meaningful and memorable than handmade wedding rings for your significant other? This course allows you to express your love to your beloved one in a special touch. The first lesson we will teach you with silver, which allows you to visualise the final outcome and the next lesson you will start working with gold. Our tutor will guide you during the making process and ensure that your outcomes are beautiful as they are precious. We provide all the tools and equipments for jewellery making. Extra gold fee may be charged depending on the weight.

無論閣下是在地的市民或是前來香港的旅客們，OBELLERY都能為您提供一個難得的金工體驗，共同製造難忘的一天。我們的工作室均對外開放，營業時間為週一至週日每天早上11時至晚上7時。我們的銀飾工作坊均由專業珠寶設計師擔任導師。他們作為獨立當代珠寶藝術家每一個都具備相當的專業素質，當中不少是任教各大院校的導師。所有課程以英語，粵語或普通話授課皆可。

結婚戒指象徵著承諾，對彼此間的信任及存有永恆的祝福。而親自製作更是最能表達心意及傳達愛的方式。現在，情侶們可以躬行實踐，用雙手打造屬於您倆的婚戒，留下一份難忘的幸福時光，並成為您和摯愛間的珍貴回憶。課程會分為兩部份，首堂需設計並用純銀確定款式，製作初稿；而次堂便會用純金或18ct黃金/白金/玫瑰金正式製作，當中更可學到很多相關打金工藝的技術。

- Available: 11am & 2:30pm & 5pm (by appointment)
- Duration: 3 hours
- Venue: Studio H403
- Charge:
Single Colour Fee: \$12,800 / 2 people (15 grams of single colour of 18k gold - yellow or white or rose) 一種混合金屬的婚戒
Bi- Colour Fee: \$14,800 / 2 people (15 grams of 2 variations of 18k gold - yellow/rose/white) 兩種混合金屬的婚戒
- Capacity: max. 2 pax
- Language: Cantonese, Mandarin, English
- Registration: <https://www.obellery.com/weddingringmakingcourse/> / Email: info@obellery.com / Phone calling: 2155 4198
- Enquiry: Pearl Lee (2155 4198/ info@obellery.com)



H406 Yeung Chin

June 2021

*Workshop information is subject to change without prior notice.
Please contact the host directly for the latest details.

Fashion Cyanotype Workshop

時尚藍曬工作坊



Cyanotype is a photographic printing process that produces a cyan-blue print. It uses link and sun light to create your print. You can print you lovely dog, cat , life photos on paper and fabric. Create your Fashionable T-shirt and bag.

設計可以是執著及完美主義的。但這種拘謹，往往令人忽略了自我。大自然的投影，大概就是創作中的一絲絲空間，去表現活着最隨性的原貌。把你心愛的寵物例如貓、狗或一些生活照，紋身圖案等印在布片或紙張上！創作極有時裝品味的 T-shirt 和袋。

- Available: Every Saturday & Sunday (10:00am – 1:00pm/ 1:30pm – 3:30pm/ 4:00pm – 7:00pm by appointment)
- Duration: 2-3 hours
- Venue: Studio H406
- Charge: \$280 /person (5 Post Card) \$480/ person (Bag or T-shirt)
- Capacity: 1-8 pax
- Language: Cantonese, Mandarin, English
- Registration: <https://yeungchin.com/collections/a-studio-x-yc-fashion-cyanotype-workshop>
- Enquiry: Yeung Chin (6765 5294 / astudio406@gmail.com)





H406 Yeung Chin

June 2021

*Workshop information is subject to change without prior notice.
Please contact the host directly for the latest details.

Wool Felt Scarf Workshop

羊毛氈頸巾工作坊



Homemade wool felt course. When it comes to felt technology, it is an environmentally friendly and natural garment technology.

Advantages included: Eco-friendly sewing skill, Zero environmental loss, Zero fabric waste

Have you ever thought of using felt technology to design your own unique scarf or clothes? In this course, students can not only learn the process of making wool felt but also freely choose different colors of wool to design a natural and unique scarf. Fabric: 100% Fur / Size: free size

自製羊毛氈課程。說到毛氈技術，是一種環保而且天然的製衣技術。

當中包括：環保編織衣料，環境零損耗，面料零浪費

有否想過利用毛氈技術，設計出屬於自己獨有的圍巾或衣服？是次課程，學生可以學習製作羊毛氈過程之餘，還可以自由選擇不同顏色的羊毛，去設計一條天然而且獨有的圍巾。 Fabric: 100% Fur / Size: free size

- Available: Every Saturday & Sunday (10:00am – 1:00pm, 1:30pm – 3:30pm, 4:00pm – 7:00pm by appointment)
- Duration: 3 hours
- Venue: Studio H406
- Charge: Coaster+Cup sleeve: \$198/person, Bag/Pencil Bag: \$880/person, Scarf: \$1680/person
- Capacity: 1-8 pax
- Language: Cantonese, Mandarin, English
- Registration: <https://yeungchin.com/collections/a-studio-x-yc-fashion-cyanotype-workshop>
- Enquiry: Yeung Chin (6765 5294 / astudio406@gmail.com)






H408 Rcube Store

June 2021

Concrete X Resin Workshop

水泥及樹脂流動畫制作

*Workshop information is subject to change without prior notice.
Please contact the host directly for the latest details.



Our workshop includes our unique double-layer coaster and aroma stone. In our workshop, you can expose a different kind of materials, including: concrete, plaster and resin flow arts. This is your special handcraft gift for your friends or own use.

課堂內容包括了我們獨特的雙層杯墊及香薰石。課堂內你可以接觸到不同的物料，包括：水泥、香薰石及樹脂流動畫制作。獨特的混合，這是您送給朋友或自己使用的獨特手工禮物。

- Available: Every day 2:00pm – 8:00pm (around 1.5 - 2 hours by appointment)
- Duration: 1.5 hours
- Venue: Studio H408 or verandah
- Charge: \$450/head
- Capacity: 2 pax
- Language: Cantonese, Mandarin, English
- Registration: Whatsapp 92541460 / raftwong@rcube-design.com
- Enquiry: Raft Wong (92541460 / raftwong@rcube-design.com)





H408 Rcube Store

June 2021

*Workshop information is subject to change without prior notice.
Please contact the host directly for the latest details.

DIY Clock workshop (Concrete x Resin)

DIY時鐘（樹脂x混凝土）



Our workshop includes our unique double-layer DIY clock and 2 pcs of XS size of coaster. In our workshop, you can expose a different kind of materials, including: concrete and resin flow arts. This is your special handcraft gift for your friends or own use. Included: 1 pc x 19cm DIY Clock 2 pcs x 8 cm Coaster

課堂內容包括了我們獨特的雙層時鐘 及杯墊。課堂內你可以接觸到不同的物料，包括：水泥及樹脂流動畫制作。獨特的混合，這是您送給朋友或自己使用的獨特手工禮物。包括：1個x 19厘米DIY時鐘 2個x 8厘米杯墊

- Available: Every day 2:00pm – 8:00pm (around 1.5 - 2 hours by appointment)
- Duration: 1.5 hours
- Venue: Studio H408 or verandah
- Charge: \$550/head
- Capacity: 2 pax
- Language: Cantonese, Mandarin, English
- Registration: Whatsapp 92541460 / raftwong@rcube-design.com
- Enquiry: Raft Wong (92541460 / raftwong@rcube-design.com)

Loupe

*Workshop information is subject to change without prior notice.
Please contact the host directly for the latest details.

Loupe

Cactus Jewellery Set (1) Earrings Workshop

仙人掌飾物組合(1) 耳環工作坊

2021.06.05 (Sat)

2:00 - 6:00 PM

Instructor 導師：Aki Lau



Who doesn't love a cute cactus? If you are a cactus lover, or you can't grow one, then make one! Now you have a chance to create a lovely cactus by your hand using traditional metal-smithing techniques and decorated it with dainty flower beads. In the workshop, you will learn basic metal-smithing techniques such as sawing, stamping and sanding in order to create your one of a kind brass earrings. You can choose your earrings type from earring studs or earrings clips.

Finished product: One pair of cactus and glass beads earrings

誰會不愛呆呆又可愛的仙人掌？如果你是仙人掌控，又或是種植仙人掌的苦手，可不用手工創做專屬自己的仙人掌？今次Aki Lau為大家訂制了仙人掌花朵耳環興趣班，運用基本傳統金工技藝，包括切鋸、敲鑿及打磨等，然後自選不同的花朵樹脂珠和玻璃珠，打造獨一無二的黃銅仙人掌耳環。耳環可選鋼耳針或鍍金耳夾。

製成品: 仙人掌耳環/耳夾一對

- Duration: 4 hours
- Charge: \$450/head
- Capacity: 8 pax
- Language: Cantonese, English
- Registration: <https://www.loupe.com.hk/tc/workshop>

Loupe

*Workshop information is subject to change without prior notice.
Please contact the host directly for the latest details.

Loupe

Traditional Silversmith Enamel Ring Workshop

傳統工藝琺琅銀戒指工作坊

2021.06.06 (Sun)

2:00 - 6:00 PM

Instructor 導師：Chan Wing Long



In this workshop, you will learn to make your own silver enamel ring using traditional silver-smithing techniques taught by a WorldSkills Competition award-winning craftsman. From annealing, forming, filing to polishing and enameling, experience the art of traditional silver-smithing and the satisfaction of making your own ring!

Finished Product: One silver enamel ring

參加者會於此工作坊學習利用傳統工藝技術製作一隻琺琅銀戒指。由世界技能大賽得獎工藝師親自教授，體驗從退火、成型、銼磨到打磨拋光及琺琅的傳統工藝過程，並享受親手製作戒指的滿足感！

製成品：琺琅銀戒指一隻

- Duration: 4 hours
- Charge: \$500/head
- Capacity: 8 pax
- Language: Cantonese, English
- Registration: <https://www.loupe.com.hk/tc/workshop>

Loupe

*Workshop information is subject to change without prior notice.
Please contact the host directly for the latest details.

Loupe

Brass Money Clip Workshop

黃銅錢夾工作坊

2021.06.12 (Sat)

2:00 - 6:00 PM

Instructor 導師：Flow Wong



As a lifestyle product, money clip is a wonderful gift for Father's day. You can choose one design to make by yourself, such a warm and practical piece of work for yourself or your father.

Finished Product: One Money Clip

錢夾作為一種生活方式的產品，是父親節的絕佳禮物。您可以選擇一種設計自己製作，無論是送給自己或您的父親，都是一件溫暖而實用的作品。

製成品: 黃銅錢夾一個

- Duration: 4 hours
- Charge: \$550/head
- Capacity: 8 pax
- Language: Cantonese, English
- Registration: <https://www.loupe.com.hk/tc/workshop>

Loupe

*Workshop information is subject to change without prior notice.
Please contact the host directly for the latest details.

Loupe

Minimalistic Copper Bangle Workshop

簡約紅銅手鐲工作坊

2021.06.13 (Sun)

2:00 - 6:00 PM

Instructor 導師：Janus Ng



Minimalistic copper bangle with classic twist embellishment on both ends. This workshop will teach you a variety of basic metalwork techniques - sawing, annealing, twisting and polishing. While experiencing traditional metalwork, participants can also to create their own handcrafted bangle.

Finished Product: One minimalistic copper bangle

簡約的紅銅手鐲兩端帶有經典的扭紋點綴。工作坊將會教授各種基本的金屬加工技術 - 鋸，退火，扭紋及拋光。在體驗傳統金屬製品的同時，參與者還可以製作自己的手工手鐲。

製成品: 簡約紅銅手鐲一隻

- Duration: 4 hours
- Charge: \$550/head
- Capacity: 8 pax
- Language: Cantonese, English
- Registration: <https://www.loupe.com.hk/tc/workshop>

Loupe

*Workshop information is subject to change without prior notice.
Please contact the host directly for the latest details.

Loupe

"Unconditional Love"
Watercolour Workshop

貓語水彩坊

2021.06.14 (Mon)

2:00 - 4:30 PM

Instructor 導師：Anthony Choy



Enjoy a leisurely afternoon together and learn how to use simple watercolour techniques to draw cute kittens!

Finished Product: One watercolour painting

大家一齊在一個悠閒寫意的下午，享受學習運用簡單水彩來繪畫出可愛的小貓貓！

製成品：水彩畫一幅

- Duration: 2.5 hours
- Charge: \$500/head
- Capacity: 8 pax
- Language: Cantonese, English
- Registration: <https://www.loupe.com.hk/tc/workshop>

Loupe

*Workshop information is subject to change without prior notice.
Please contact the host directly for the latest details.

Loupe

Brass Bezel-set Earrings Workshop

黃銅包邊鑲嵌耳環工作坊

2021.06.19 (Sat)

2:00 - 6:00 PM

Instructor 導師：Valerie Ho



This workshop aims to offer a wonderful experience for each participant to explore a variety of metalsmithing techniques accurately. Through sawing, polishing, and bezel-setting, participants can complete a pair of unique earrings through the workshop. The riddle in stone is the pattern of each stone is unrivaled. Savouring and appreciating the beauty of nature, also probing the interest of metalsmithing. Enjoy!

Finished Product: A pair of brass bezel-set earrings

這次工作坊中，將會為參加者帶來非同凡響的體驗，教授多種基本金工技術。通過鋸砌、拋光和包邊鑲嵌，讓參與者可以在工作坊中完成一對獨特的耳環。石頭上的圖案令每塊石頭都變得與別不同，來欣賞和細味自然之美，同時探索金屬工藝的樂趣吧！

製成品：黃銅包邊鑲嵌耳環一對

- Duration: 4 hours
- Charge: \$450/head
- Capacity: 8 pax
- Language: Cantonese, English
- Registration: <https://www.loupe.com.hk/tc/workshop>

Loupe

*Workshop information is subject to change without prior notice.
Please contact the host directly for the latest details.

Loupe

Resin Gemstone Charms Workshop

樹脂寶石首飾工作坊

2021.06.19 (Sat)

3:00 - 6:00 PM

Instructor 導師：Carrie Yang



The workshop introduces the concept of deconstruction in contemporary art and jewellery. Participants will discover a whole new meaning to functional jewellery components when they turn them into accessories. The designer from Re-attach will teach participants to make resin gemstone charms with unconventional materials. Participants will learn how to encase a selection of jewellery components such as earring hooks and rhinestones with resin, and creatively turn them into a contemporary jewellery piece.

Finished Product: Choice of a necklace, bracelet, or a pair of earrings (pierced or clip ons available)

首飾品牌Re-attach 的設計師為大家介紹當代藝術和珠寶中的解構主義，如何利用非傳統的物料來制作當代首飾。參加者可將樹脂及一些實用的珠寶配件轉變為裝飾，混用自己獨有的創意，學習配搭不同類型的配件，例如耳環鉤、水鑽等，把它們變成有創意及精美的當代首飾。

製成品：可選擇製作一條頸鏈，手鏈或穿耳/夾式耳環一對

- Duration: 3 hours
- Charge: \$450/head
- Capacity: 8 pax
- Language: Cantonese, English
- Registration: <https://www.loupe.com.hk/tc/workshop>

Loupe

*Workshop information is subject to change without prior notice.
Please contact the host directly for the latest details.

Loupe

Geometrical Flowers Earrings Workshop

幾何花卉耳環工作坊

2021.06.20 (Sun)

2:00 - 6:00 PM

Instructor 導師：Esther Kwok



Geometric patterns are precise mathematical calculations, while nature is endlessly changing. Imitating natural plants with geometric forms, through basic silversmith techniques such as sawing, soldering and polishing, you could also create a unique pair of 925 silver geometrical flowers earrings.

Finished Product: One pair of geometrical flower earrings

幾何圖案是精準的數學計算，大自然卻是變幻無窮。以幾何圖案模仿大自然的植物，透過金工基本的鋸切、焊接及打磨技巧，您也可以自由組合及製作一對獨一無二的925純銀幾何花卉耳環。

製成品：幾何花卉耳環一對

- Duration: 4 hours
- Charge: \$500/head
- Capacity: 8 pax
- Language: Cantonese, English
- Registration: <https://www.loupe.com.hk/tc/workshop>

Loupe

*Workshop information is subject to change without prior notice.
Please contact the host directly for the latest details.

Loupe

Donut Bracelet Workshop

甜甜圈手鐲工作坊

2021.06.26 (Sat)

2:00 - 6:00 PM

Instructor 導師：Pilz AY



Do you like Donut?

Throughout this workshop, you will learn basic metalsmithing techniques like hammering, sawing, polishing to create your unique brass donut bracelet.

Finished Product: One Donut Brass Bracelet

你喜歡甜甜圈嗎？

在這個工作坊中，您將會學到基本的金工技巧
例如錘打，鋸切，打磨等，以創造出個人獨特的甜甜圈手鐲。

製成品：甜甜圈銅手鐲一隻

- Duration: 4 hours
- Charge: \$550/head
- Capacity: 8 pax
- Language: Cantonese, English
- Registration: <https://www.loupe.com.hk/tc/workshop>

Loupe

*Workshop information is subject to change without prior notice.
Please contact the host directly for the latest details.

Loupe

Swallow Hoop Earrings Workshop

燕子圈型耳環工作坊

2021.06.27 (Sun)

2:00 - 6:00 PM

Instructor 導師：Marcella Leung



Earrings with a swallow motif in the sky. You will learn a variety of metalwork techniques in this workshop. Through sawing, soldering, and polishing, participants can enjoy making jewellery by their own hands and experience traditional metalwork at the same time.

Finished Product: One pair of swallow hoop earrings

飛舞在天空的燕子，一款以金屬鋸出燕子圖案，然後把銅條和燕子組合起來的銅製耳環。參加者會於工作坊學習多種金工技術，透過鋸切、焊接、拋光、鑽孔和在表面添加紋理，體驗傳統的金工技術。

製成品：燕子圈型耳環

- Duration: 4 hours
- Charge: \$550/head
- Capacity: 8 pax
- Language: Cantonese, English
- Registration: <https://www.loupe.com.hk/tc/workshop>

Loupe

*Workshop information is subject to change without prior notice.
Please contact the host directly for the latest details.

Loupe

Diamond Shape Crystal Ring Workshop

鑽石形狀水晶戒指工作坊

2021.06.27 (Sun)

3:00 - 6:00 PM

Instructor 導師：Apple Yu & Wendy Wong



The workshop will teach how to make a diamond shape like ring with resin and colourful crystals, freshwater pearl and Zirconia. Participants will also learn some basic jewellery making skills such as how to set the stone and adjust the ring size.

Finished Product: One diamond shape crystal ring

參加者將會學習如何用樹脂及不同顏色的水晶，人造水鑽，淡水珍珠配件，選擇你喜歡的配搭來製作戒指。參加者亦將會學到一些基礎珠寶技巧，例如鑲石技巧及調節戒指尺寸。

完成品: 鑽石形水晶戒指一隻

- Duration: 3 hours
- Charge: \$550/head
- Capacity: 8 pax
- Language: Cantonese, English
- Registration: <https://www.loupe.com.hk/tc/workshop>

phenotypsetter.

Upcycle Denim Workshop 升級再造老牛工作坊

*Workshop information is subject to change without prior notice.
Please contact the host directly for the latest details.



Experience craft making! All you need is a pair of used jeans and upcycle it to become a cool denim apron, a totebag or a hat. Our instructor will suggest the design direction and provide you basic tailoring pattern and trims, and teach the basic skills of cutting and sewing, allowing you to finish the work within the workshop.

內容：體驗製作！只需一條舊牛仔褲，即可升級為一件老牛工作圍裙、文化包或帽子。工作坊導師建議設計方向，提供基本紙樣及輔料，並教授簡單裁剪縫紉技巧，讓參與者即堂完成作品。

**** Remarks: For age 18 or above. Not required to have any clothes making skills and experience. Please bring your own pair of jeans, loose fitting as suggested, to the workshop. The finished apron size is subject to the size of the jeans.*

- Available: Every day (by appointment)
- Duration: 2.5 - 3 hours
- Venue: Studio S203
- Charge: \$440-540 per person
- Capacity: 2 pax
- Language: Cantonese, English
- Registration: <https://phenotypsetter.com/collections/all/workshop>
- Enquiry: Jane (93000391 / jane@phenotypsetter.com)



CYMASCOPE

純錫聲波碟工作坊



From rhythms to shapes, there are more messages behind sounds. Transforming cymascope into geometric patterns, sound is also a way to convey sentiments. In CYMASCOPE workshop, you will make a beautiful piece of sounds. Made of pure tin, can be used as an incense holder or multi-purpose plate.

音流學以視覺呈現聲音；不但是旋律，聲音更能轉釋為圖案，傳遞背後的訊息。聲波透過不同頻率的振動，水或細沙則能夠在平面上產生各種幾何圖案。聲音，是情感表現的方式之一。CymaScope把音階中的七個音節轉化為圖案；像摩斯密碼一樣，拼湊成不同的字句、樂章。CymaScope，製作聲音的萬花筒。

- Available: Every Thursday & Saturday (1:00pm – 3:00pm / 4:00pm – 6:00pm / 5:00pm – 7:00pm / 6:00pm – 8:00pm)
- Duration: 2 hours
- Venue: Studio S212
- Charge: \$450/head
- Capacity: max. 4 pax
- Language: Cantonese
- Registration: <https://www.playbackconcept.com/cymascope-workshop>
- Enquiry: Playback Concept (52818395 / playbackhandmade@gmail.com)


MIDDLE C

G#

D#

E#

B



DRIFTWOOD Bracelet Workshop

漂流木情侶手鉅工作坊



Driftwood Bracelet Workshop 3 hours (Finish and get it at the end of lesson)

Materials: Copper, Sterling Silver

Suitable: For beginners without any craft experience

關於設計：將純白的銀以紅銅覆蓋焊接成圓形的漂流木情侶手鉅，按想要的深度角度切角展露手鉅內部的銀，象徵彼此內心永遠也相連著。(即日完成 課堂完結時可取)

材質：銅、925銀

適合：對手工藝有興趣／想親手做禮物，無任何金工經驗亦可

- Available: Every Saturday & Sunday (12:00nn – 3:00pm / 4:30pm – 7:30pm)
- Duration: 3 hours
- Venue: Studio S212
- Charge: \$1600 for single piece / \$2800 for a pair
- Capacity: 2 - 4 pax
- Language: Cantonese
- Registration: <https://www.playbackconcept.com/driftwood>
- Enquiry: Playback Concept (52818395 / playbackhandmade@gmail.com)

PERFECTLY IMPERFECT Bracelet Workshop

木目金手鉸工作坊



PERFECTLY IMPERFECT Bracelet Workshop 3 hours (Finish and get it at the end of lesson)

Materials: Mokume Gane, Sterling Silver / Suitable: For beginners without any craft experience

我們都是由過去所有快樂與失望與遺憾累積而成，沒有人是完美，唯有彼此接受對方的缺憾與經歷，才能造就個更完整的關係。來自日本傳統金工工藝製作而成的木目金(Mokume Gane)由不同色彩的金屬一層層交疊鍛造而成。從零一步步累積的不朽金屬木紋象徵著二人的經歷。我們既相似，但更不同，在相遇一刻將彼此的故事連接成為往後更完整的人生，你的空白就由我來填寫。

關於設計：將木目金的年輪、純白的銀，按想要的比例切割成兩份，再交換焊接成為一對，象徵著彼此不可分割、互相唯一的部分。工作坊會教授焊接、打磨、拋光等金工技巧，需時3小時內，適合初學者參加。

刻字：工作坊現場刻字是人手打字印，課堂中會教授技巧，由你親手打上 / 材質：木目金、925銀

- Available: Every Saturday & Sunday (12:00nn – 3:00pm / 4:30pm – 7:30pm)
- Duration: 3 hours
- Venue: Studio S212
- Charge: \$1500/person
- Capacity: 2 - 4 pax
- Language: Cantonese, Mandarin
- Registration: <https://www.playbackconcept.com/perfectly-imperfect-rings-workshop>
- Enquiry: Playback Concept (52818395 / playbackhandmade@gmail.com)

Silver Bracelets Workshop

情侶銀手鐲工作坊

- Hand-crafting a silver bracelet from a silver stick
- Can choose different thickness and width of the bracelets
- Hand-stamping engraving of letters and number on your work
- Polishing and final retouching by tutor
- Different options for finishing: Mirror-finished / Matte-finished / Oxidized

Material: Sterling Silver

Free engraving: Hand-stamping done by you

Suitable for: Beginners without craft experience

*Get your bracelets at the end of lesson

- 基本銀匠工具認識
- 設計出理想的手鐲粗幼及闊度
- 在手鐲上敲出不同的紋理並槌上字母或句子
- 敲打出手鐲的形狀及打磨
- 由導師進行拋光
- 可按需要進行舊化染色處理

材質：925純銀 (Sterling Silver)

製成品：所有款式都可製作成光面 / 霧面 / 灰黑色舊化效果

刻字：工作坊現場刻字是人手打字印，課堂中會教授技巧，由你親手打上


適合：對手工藝有興趣／想親手做禮物，無任何金工經驗亦可

*即日完成 課堂完結時可取

- Available: Every weekend (12:00nn – 3:00pm / 4:30pm – 7:30pm)
- Duration: 3 hours
- Venue: Studio S212
- Charge: \$1200 for single piece (Limited to 1 participant) ; \$1900 for 2 pieces (1-2 participants)
- Capacity: 2 - 4 pax
- Language: Cantonese, Mandarin
- Registration: <https://www.playbackconcept.com/jewellery-workshop>
- Enquiry: Playback Concept (52818395 / playbackhandmade@gmail.com)

Fashion Weaving Workshop 時裝織作坊

*Workshop information is subject to change without prior notice.
Please contact the host directly for the latest details.



In this workshop, participants will learn the basics of weaving and ways to use up-cycling materials to create their own artwork.

During the process of looming and looping, we get our creative juices flowing, and our boundaries are pushed.

在本次工作坊，學員將學習編織的基本知識以及使用環保材料創作自己作品的方法。過程中，可以激發我們自己的創意突破邊界。

- Available: by appointment one week in advance
- Duration: 2 hours
- Venue: Verandah outside Studio S303 or online class
- Charge: \$580 /PERSON (-10% off for two people booking together)
- Capacity: max. 4 pax
- Language: Cantonese, English
- Registration: contact@modement.hk /+852 90827371
- Enquiry: Zoe (9082 7371 / shop@modement.hk)



Discover crafts: Tea 發現工藝工作坊：茶



茶是山茶科植物的嫩葉或嫩芽，古時的人用來解毒，後來用於飲食上。茶因應製作工藝的不同，能夠分為六大茶類：綠茶、紅茶、白茶、黃茶、青茶和黑茶。製茶師在精製過程中運用不同程度的焙火，在保留原始茶香的同时，亦交織出豐富的香氣滋味的變化。

工作坊將集中沖泡及欣賞台灣青茶（烏龍茶）。配合不同的泡茶技巧，增加品飲的豐富性，把台灣烏龍茶獨特的韻味發揮至極致。

導師 魏頌謙是茶藝導師、高級茶藝師及高級評茶師。從小受家人耳濡目染與茶結緣，醉心於茶，具多年茶藝與評茶經驗，在茶藝及評茶教學上亦不遺餘力，樂於與人分享各種品茶及茶藝的心得。

工作坊內容：

- * 認識台灣青茶
- * 茶具的應用及選配
- * 青茶沖泡流程及技巧
- * 清飲及調飲台灣青茶
- * 簡介「宋代點茶」

- Available: 2021年6月 26日（星期六）下午4時至6時
- Duration: 2 hours
- Venue: Studio S307
- Charge: 每人\$820 (早鳥優惠6月15日前或二人同行)
- Capacity: 4 - 6 pax
- Language: Cantonese
- Registration: https://docs.google.com/forms/d/e/1FAIpQLSdjHRsK2RckH6oOviFUiURF_o_4-ZdXzFEGe4w2YrIAhW76Tw/viewform
- Enquiry: Susanna Pang (2975 4410 / team@craftbysoil.com)



S407 Lucy Shih

Origami in Silver 純銀摺工作坊

*Workshop information is subject to change without prior notice.
Please contact the host directly for the latest details.



Origami is the Japanese art of folding paper into decorative shapes and figure. In this workshop, students will use a unique thin sheet of 99.9% Silver clay Metal to explore the ageless skills of Origami. The students will also learn the basic technique on grinding and polishing their handmade pieces .

學員會學習用99.9%的純銀物料去運用在"摺紙"這種日本源遠流長的藝術上，摺出一件純銀飾品並會教授基本銀飾拋光技巧。

- Available: Every day 10am – 9pm (by appointment only)
- Duration: Beginner 1.5 hours; Intermedia 2.5 hours
- Venue: Studio S407
- Charge:

Beginner:

Fold an aeroplane or rabbit finish size approx 13 x13 mm- HKD399 (material included)

Fold a simple heart finish size approx . 15mm x15mm - HKD410 (material included)

Fold a seal finish size approx 16mm x14mm -HKD430

Intermediate:

Fold a crane ,finish size approx 16mm x 16mm HKD520 (material included)

Fold a flower heart finish size approx 16mmx16mm HKD 540 (material included)

Create your own style HKD499 (material excluded)

- Capacity: 1-4 pax
- Language: Cantonese, Mandarin, English
- Registration: Whatsapp 90524482
- Enquiry: Lucy Shih (90524482 / lucyshih2000@hotmail.com)





S506 Dyelicious

June 2021

*Workshop information is subject to change without prior notice.
Please contact the host directly for the latest details.

Dyeing Experience by Food Waste Colour Workshop 天然剩菜染色 - 混色絞與紮染




During this dye-licious food dyeing workshop, you will take part in the process of dyeing from concept all the way to finished product. Every simple step will be part of the dyeing process and by putting your heart into it, you will make the work unique. You will make your own Shibori tie-dye or Itajime, a wooden-plate-dye, using a 50x50 centimeter Furoshiki—a traditional wrapping cloth—with the option to upgrade to something else. You will experience the experimental spirit behind the creative process using fresh food waste colors provided by Seasonal with blue from purple cabbage, yellow from onion and ginger, purple from sweet potato, brown from tea and coffee, pink from sakura wood, and more.



在染樂工房《3小時天然染色體驗》，你會透過5種「天然染料」及多種「絞紮技巧」體驗染色樂趣！位於香港中環PMQ的體驗館常備有Indigo、櫻花粉、紫薯紫、薑蔥黃、椰菜藍各種天然色彩，讓你參與到工藝製作，感受剩食無限可能。當然你亦可訂購 DIY染色套裝 在家體驗。「染樂工房，一個讓你看到廚餘可能性的染色工藝館。」在這裏，你能找2015米蘭世博讚美為「世界最美麗的色彩」的剩食染料；透過染色匠人的精心教學，帶您從細節探索染色工藝、感受生活美學。讓您的創意能量碰撞，綻放出到屬於你的獨一無二作品。

- Available: Every Saturday & Sunday (10:30am – 13:30pm/ 2:30pm – 5:30pm) – by appointment
- Duration: 3 hours
- Venue: Studio S506
- Charge: \$365/head
- Capacity: maxi. 12 pax
- Language: Cantonese
- Registration: <https://www.accupass.com/event/2012010532171576177399>
- Enquiry: Dyelicious (98583616 / info@dyelicious.hk)



S511 Oscary Art

Art Jam 自助繪畫

June 2021

*Workshop information is subject to change without prior notice.
Please contact the host directly for the latest details.



Since 2010, we had been one of the most popular art studios in Hong Kong. Our studios provides all materials for acrylic paintings in many choices of canvas sizes. Our tutor in shop to assist you on your idea and basic painting techniques, we are looking forward to make creative pieces with you together.

自2010年以來，我們一直是香港最受歡迎的藝術工作室之一。我們的工作室提供了丙烯材料及不同大小的畫板。我們的導師亦會與你一同尋找靈感和教導繪畫的基本技巧，我們期待與你一起創造創意。

- Available: Every day (by appointment only)
- Duration: 4 hours
- Venue: Studio S511 & verandah
- Charge: \$200/head
- Capacity: 1-4 pax
- Language: Cantonese, Mandarin, English
- Registration: www.oscaryart.com; oscaryart@gmail.com; 95881514
- Enquiry: Winnie Chan (95881514 / oscaryart@gmail.com)





S513 513 Paint Shop

Gold Foil Totebag Workshop

金箔布袋工作坊

June 2021

*Workshop information is subject to change without prior notice.
Please contact the host directly for the latest details.



Decorate tote bag with gold foil, refashioning simplicity to a wearable artwork. It revives the common fashion piece with a touch of luxury.

利用金箔設計獨一無二的帆布布袋，將它變成一件可穿戴的藝術品。

- Available: Every Saturday & Sunday by appointment (12pm-2pm, 2pm-4pm, 4pm-6pm)
- Duration: 2 hours
- Venue: Studio S513 verandah
- Charge: \$300/head
- Capacity: 1-8 pax
- Language: Cantonese, English
- Registration: www.513paintshop.com, shop@513paintshop.com, 21552282
- Enquiry: Jacqueline Wong (21552282 / shop@513paintshop.com)





S513 513 Paint Shop

Coaster Painting 水松杯墊工作坊

June 2021

*Workshop information is subject to change without prior notice.
Please contact the host directly for the latest details.



Paint and draw with 513 paints on a cork coaster.

水松杯墊設計。

- Available: Every day by appointment (12pm-1:30pm, 2pm-3:30pm, 4pm-5:30pm)
- Duration: 1.5 hours
- Venue: Studio S513 verandah
- Charge: \$150/head
- Capacity: 1-8 pax
- Language: Cantonese, English
- Registration: www.513paintshop.com, shop@513paintshop.com, 21552282
- Enquiry: Jacqueline Wong (21552282 / shop@513paintshop.com)





S513 513 Paint Shop

Master Class Series

大師抽象畫班

June 2021

*Workshop information is subject to change without prior notice.
Please contact the host directly for the latest details.

One-on-one workshop with tutor to create abstract painting with foil on velvet fabric or canvas.

在絲絨布或帆布上創作抽象畫，並配以金箔作點綴。工作坊以一對一形式進行。

- Available: Every day by appointment (12:00pm-3:00pm, 3:00pm-6:00pm)
- Duration: For size, 50cm x 50cm: 1 session, 3 hours; For size, 130cm x 100cm: 2-3 sessions, each session about 2-3 hours (Total 6 hours)
- Venue: Studio S513 verandah
- Charge: On Velvet/Canvas (50cm x 50cm) HK\$900/head | On Velvet (130cm x 100cm) HK\$1800 /head
- Capacity: 1-4 pax
- Language: Cantonese, English
- Registration: www.513paintshop.com, shop@513paintshop.com, 21552282 (Book before 5-7 days ahead)
- Enquiry: Jacqueline Wong (21552282 / shop@513paintshop.com)

*Master
Class Series*

Gold leaf abstract art
on velvet & canvas



S513 513 Paint Shop

June 2021

Denim Gold Foil Handbag Workshop 金箔x牛仔布手袋工作坊

*Workshop information is subject to change without prior notice.
Please contact the host directly for the latest details.



Decorate denim handbag with gold foil, refashioning simplicity to a wearable artwork. It revives the timeless fashion piece with a touch of luxury.

利用金箔設計獨一無二的牛仔布手提袋，將它變成一件可穿戴的藝術品。

- Available: Every day by appointment (12pm-2pm, 2pm-4pm, 4pm-6pm)
- Duration: 2 hours
- Venue: Studio S513 verandah
- Charge: \$300/head
- Capacity: 1-8 pax
- Language: Cantonese, English
- Registration: www.513paintshop.com, shop@513paintshop.com, 21552282
- Enquiry: Jacqueline Wong (21552282 / shop@513paintshop.com)






S513 513 Paint Shop

Pour Painting Workshop 流體畫工作坊

June 2021

*Workshop information is subject to change without prior notice.
Please contact the host directly for the latest details.



Let your paint flow, to create a fascinating and unique art piece.
讓顏料任意在畫面上流動，創作出一幅獨一無二的藝術品。

- Available: Every day by appointment (12pm-2pm, 2pm-4pm, 4pm-6pm)
- Duration: 2 hours
- Venue: Studio S513 verandah
- Charge: From \$180/head
- Capacity: 1-6 pax
- Language: Cantonese, English
- Registration: www.513paintshop.com, shop@513paintshop.com, 21552282
(Book before 3-5 days ahead)
- Enquiry: Jacqueline Wong (21552282 / shop@513paintshop.com)



PAINT SHOP

S513 513 Paint Shop

June 2021

*Workshop information is subject to change without prior notice.
Please contact the host directly for the latest details.

Into the Wild- 2021 Kids Summer Workshop

We believe we all have had enough with the screens, zoom, classes online, it's time to get in touch with the nature and breath. This summer, we're stepping out from the studio, walking into the greens, discover the wild out there, even in this busy urban jungle, slow down the pace of life. Letting the kiddies to observe, explore and appreciate the beauty of nature.

Workshops happen every Friday and Sunday (12:00-14:00 and 15:00-17:00), schedule as follow:

Week 13 June | 2 July | 23 July | 13 July OBSERVE - City Life Drawing

Week 18 June | 9 July | 30 July | 20 August EXPLORE - City Hunt

Week 25 June | 16 July | 6 August | 27 August RE - Making your first herb garden

into the wild

2021 KIDS SUMMER WORKSHOP

- Available: every Friday and Sunday (12:00-14:00 and 15:00-17:00)
- Duration: 2 hours
- Venue: Studio S513 verandah
- Charge: \$450 (Early Bird Offer, book before 20 June: \$420)
- Capacity: 1-6 pax
- Language: Cantonese, English, Mandarin
- Registration: www.513paintshop.com, shop@513paintshop.com, 21552282 (Book before 3-5 days ahead)
- Enquiry: Jacqueline Wong (21552282 / shop@513paintshop.com)