

慢活

樂

@元創方

CREATIVE WORKSHOP
SERIES@PMQ



NEW

CECILIA MA
Bijoux

S202 CECILIA MA

January 2022

*Workshop information is subject to change without prior notice.
Please contact the host directly for the latest details.

Whimsical Clutch Bag Workshop 【童趣迷你手袋工作坊】



Recent years have seen a rise in mini handbags in the fashion world. The workshop allows you to create your own personalized mini handbag. Those who like dressing up their children can also create playful mini handbags and let it be a part of their looks.

設計師教你製作獨一無二的迷你手袋，把你的名字或statement短句，以塗鴉的風格繪畫在迷你手袋上，趕上街頭潮流之餘亦不輕易「撞款」。

除了時尚的街頭款式和塗鴉字體之外，設計師還悉心預設了顏色鮮明的幾何圖案和可愛動物造型圖案，適合4歲至14歲的小朋友參加！大人和小朋友在輕鬆愉快的1.5小時工作坊，一起合制親子裝！

迷你手袋圖案都是皮革專用的防水顏料，主要材料是柔軟的PU仿皮，配上金屬扣可隨時扣在手袋當掛飾用，又可放證件和小巧的化妝品等！

- Available: Monday to Friday 9:30 – 11:00, 17:00 – 18:30 (by appointment)
Saturday & Sunday: 11:00-12:30, 12:30-14:00, 14:00-15:30, 15:30-17:00 (by appointment)
- Duration: 1.5 hours
- Venue: Studio S202
- Charge: \$590 / person, Group ticket (2-4ppl) \$490 / person
- Age: 4+
- Capacity: 2-6 pax
- Language: Cantonese, English
- Registration: <https://ceciliama.com/collections/book-a-workshop/products/hot-mama-workshop>
- Enquiry: Cecilia Ma (Whatsapp: +852 96628571 / info@ceciliama.com)



S203 phenotypsetter

January 2022

phenotypsetter.

Upcycling Denim - Print Your Scarf

升級牛 - 圍巾自己印

*Workshop information is subject to change without prior notice.
Please contact the host directly for the latest details.



Experience craft making! Upcycling denim / cotton scraps into scarf with fringe and print! Fabric will be supplied together with paints of basic colours, patterns, tools, etc. for you to design and print your own favourite prints and slogans on the scarf. Our instructor will suggest the design direction and teach the basic skills too. Let your creativity flow!

Remarks: For all ages. Not required to have any clothes making skills and experience. For kids, it's required to be aged 6 or above. An accompanying adult is recommended for kids aged 6-7.

體驗製作！升級閒置牛仔/棉布成為印花流蘇圍巾。工作坊導師提供設計建議、布料、圖案、基本色顏料及工具，並教授簡單技巧，讓大家可各自發揮創意，在圍巾上繪畫/印製喜愛的圖案及標語！

註：毋需服裝製作相關經驗，適合不同年齡。小童須6歲或以上；6-7歲小童建議一名成人陪同。

- Available: Date of customer's choice. 客人自選日期 (by appointment only)
- Duration: 1 hour
- Venue: Studio S203
- Charge: \$380 per person
- Age: All ages
- Capacity: 4 pax
- Language: Cantonese, English
- Registration: www.phenotypsetter.com / 94426203 (whatsapp only)
- Enquiry: Jane Ng (93000391 / jane@phenotypsetter.com)



MODEMENT

S303 MODEMENT

Pattern Weaving Artwork

圖案編織工作坊

January 2022

*Workshop information is subject to change without prior notice.
Please contact the host directly for the latest details.



Weaving is always useful in releasing pressure and spurring the senses. During the process of looming and looping, we get our creative juices flowing, and our boundaries are pushed.

編織能夠幫助我們釋放壓力，刺激我們的感官。在不斷循環編織的過程中，可以讓我們的創意源源不斷，突破我們的思維界限。

- Available: Every Thursday to Sunday (2pm-4pm; 4:30pm-6:30pm) by appointment
- Duration: 2 hours
- Venue: Studio S303
- Charge: HK\$ 580/person , 10% off discount for 2 people
- Age: 10+
- Capacity: max. 4 pax
- Language: Cantonese, Mandarin, English
- Registration:

<https://docs.google.com/forms/d/1mOcFgokLKc9i4bdyHtNaYdJeTIAGYOagrCDT8Y8YPn8/edit?usp=sharing>

- Enquiry: Leonora (9082 7371 / shop@modement.com)

Remarks: Please make the booking at least one week in advance.





MODEMENT

S303 MODEMENT

January 2022

*Workshop information is subject to change without prior notice.
Please contact the host directly for the latest details.

SAORI Weaving Tapestry SAORI編織掛飾工作坊



Weaving is always useful in releasing pressure and spurring the senses. During the process of looming and looping, we get our creative juices flowing, and our boundaries are pushed.

編織幫助我們釋放壓力，刺激我們的感官。在循環編織的過程中，讓我們的創意源源不斷，突破我們的思維界限。

- Available: Every Thursday to Sunday (2pm-4pm; 4:30pm-6:30pm) by appointment
- Duration: 2 hours
- Venue: Studio S303
- Charge: HK\$ 580/person , 10% off discount for 2 people
- Age: 10+
- Capacity: max. 4 pax
- Language: Cantonese, Mandarin, English
- Registration:
<https://docs.google.com/forms/d/1mOcF9okLKc9i4bdyHtNaYdJeTIAGYOagrCDT8Y8YPn8/edit?usp=sharing>
- Enquiry: Leonora (9082 7371 / shop@modement.com)

Remarks: Please make the booking at least one week in advance.



H405 Isatisse Studio

January 2022

*Workshop information is subject to change without prior notice.
Please contact the host directly for the latest details.

Nagomi Pastel Greeting Cards DIY Workshop 和諧粉彩賀卡DIY工作坊



Let's DIY Nagomi Pastel greeting cards for your beloved friends and family!! 2 to 3 Nagomi Pastel greeting cards can be done within a 2-hour session. Book now and make something creative for your love ones!! Duration: Approx. 2 hours (2 to 3 Greeting cards can be done, envelopes included)

臨近節日，今年想親手DIY小心意送俾至愛親朋同時自己放假又想讓自己心靈RELAX放鬆一下嗎？即刻過嚟我地嘅和諧粉彩賀卡DIY工作坊，2小時工作坊內可以任大家創作2-3款和諧粉彩賀卡！！即刻創作一個又和諧又特別嘅賀卡送俾他/她啦！！

和諧粉彩源自日本，由細谷典克先生於2003年創立的一門大眾藝術。細谷先生發現日本人在職場上情緒壓抑的問題很值得正視，於是想藉一種簡單、放鬆的作畫方法，讓人們從中獲得放鬆、愉悅的感覺，透過這門藝術紓解壓力與情緒。他隨後成立了日本粉彩希望協會JPHAA，希望把這門藝術推廣開去，讓更多人感受到藝術療癒的威力。我們透過體驗工作坊，讓繁忙的都市人及從未接觸過和諧粉彩但有興趣的朋友們，一同來參與，既可發揮創意，又可治癒心靈。工作坊時數：約2小時(可完成約2-3張賀卡，連封套)

- Available: Everyday (11am-1pm, 2pm-4pm, 5pm-7pm or by appointment 2 days in advance)
- Duration: 2 hours
- Venue: Studio H405
- Charge: HK\$380 (HK\$350 for two people joining together)
- Age: 10+
- Capacity: 1-8 pax
- Language: Cantonese, English
- Registration: www.isatisse.com/ [info@isatisse.com/](mailto:info@isatisse.com) 92612948
- Enquiry: Isabel Tong (92612948 / info@isatisse.com)

Botanical Printing Workshop

植物印染工作坊



Botanical print Withered Leaves and Flower From Flower shop and Outskirts. Botanical-printing is a technique where plants, leaves and flowers leave their shapes, color, and marks on fabric. Plant material bundled inside of cloth is steamed or boiled to release the dye found naturally inside the plant, creating a contact print in the shape of the leaf or flower used. These contact prints are referred to as “Botanical-prints.”

植物印染 Botanical printing 是一種利用植物自身的天然顏色進行染色的技術。當中使用了蒸、煮等方式去提取天然色素並轉印於布料上，是一種環保和傳統的技藝。用這技藝製作的作品，結合時裝和藝術，每個都會是獨一無二藝術品。

- Available: Every day (11am -1pm , 1:30-4:30pm , 7-10pm – by appointment)
- Duration: 2.5 hours
- Venue: Studio H406
- Charge: Wool Scarf \$580
- Age: 4+
- Capacity: 2-4 pax
- Language: Cantonese, Mandarin, English
- Registration: <https://yeungchin.com/collections/a-studio-x-yc-fashion-cyanotype-workshop>
- Enquiry: Yeung Chin (6765 5294 / astudio406@gmail.com)



CECILIA MA
BijouxCECILIA MA Clutch Bag Workshop
【CECILIA MA 迷你手袋工作坊】

*Workshop information is subject to change without prior notice.
Please contact the host directly for the latest details.



Fancy to create your own unique clutch bag and customize your own statement on it?

We have daily workshops at Hong Kong PMQ Studio. All material included.

親身設計屬於自己獨一無二的手提包，讓你在日常搭配或時尚派對中更具個性！

材料包括：亞克力膠盒1個（18x11x6cm），亞克力 6色自選1色，防水手繪顏料，銅鍊一條

- Available: Monday to Friday 9:30 – 11:00, 17:00 – 18:30 (by appointment)
Saturday & Sunday: 11:00-12:30, 12:30-14:00, 14:00-15:30, 15:30-17:00 (by appointment)
- Duration: 1.5 hours
- Venue: Studio S202
- Charge: \$590 per person, \$550 for two, \$490 for three
- Age: No limited
- Capacity: 1-8 pax
- Language: Cantonese, English
- Registration: <https://ceciliama.com/collections/book-a-workshop/products/diy-clutch-bag-workshop>
- Group tickets <https://ceciliama.com/collections/book-a-workshop/products/workshop>
- Enquiry: Cecilia Ma (Whatsapp: +852 96628571 / info@ceciliama.com)

CECILIA MA
BijouxCECILIA MA Sneakers Workshop
【CECILIA MA 小鞋禮物工作坊】

*Workshop information is subject to change without prior notice.
Please contact the host directly for the latest details.



Fancy to create your own unique Sneakers and customize your own color on it?

We have daily workshops at Hong Kong PMQ Studio.

All material included. White sneakers size 22-34.

若你想DIY 親自制作一見傾心、一見難忘的禮物, 絕對不能錯過全新推出的【小鞋禮物工作坊】
手繪制作手繪童裝球鞋, 配搭親子時尚造型。

材料包括：防水手繪顏料，手繪仿皮兒童手袋或兒童白色球鞋22-34碼

- Available: Monday to Friday 9:30 – 11:00, 17:00 – 18:30 (by appointment)
Saturday & Sunday: 11:00-12:30, 12:30-14:00, 14:00-15:30, 15:30-17:00 (by appointment)
- Duration: 1.5 hours
- Venue: Studio S202
- Charge: \$590 per person
- Age: No limited
- Capacity: 1-8 pax
- Language: Cantonese, English
- Registration: <https://ceciliama.com/collections/book-a-workshop/products/copy-of-diy-clutch-bag-workshop>
- Enquiry: Cecilia Ma (Whatsapp: +852 96628571 / info@ceciliama.com)



CECILIA MA
Bijoux

CECILIA MA Clutch Bag and Sneakers Family Workshop 【CECILIA MA 迷你手袋及小鞋禮物親子班】

*Workshop information is subject to change without prior notice.
Please contact the host directly for the latest details.



Looking for a workshop you can take with your kids in Hong Kong? From hand-painting clutch bags, sneakers making to high-heels pumps making, we've a heap of cool workshops where you can bond with your child. Come join us now and customize your own style. All material included.

- First artwork: Hand-painted Acrylic Clutch Bag
- Second artwork: Either a Kid's handbag or (for boy) a pair of kid's sneakers (White sneakers size 22-34)

若你想帶子女一同參加工作坊，把握快閃優惠時間，報名參加【親子班】激發孩子的創意，並增進 配色感知力！在體驗色彩繽紛、輕鬆有趣、充滿無窮驚喜的過程中，共同完成以下作品。

- 第1件作品：手繪成人亞克力手袋
- 第2件作品：手繪仿皮兒童手袋 (如果男孩可以選擇兒童球鞋) 球鞋22-32碼

1位成人連1位兒童 (共制2件作品) 沒有年齡限制

材料包括：亞克力膠盒1個 (18x11x6cm)，亞克力 6色自選1色，防水手繪顏料，銅鍊一條，手繪仿皮兒童手袋或白色兒童球鞋22-34碼

- Available: Monday to Friday 9:30 – 11:00, 17:00 – 18:30 (by appointment)
Saturday & Sunday: 11:00-12:30, 12:30-14:00, 14:00-15:30, 15:30-17:00 (by appointment)
- Duration: 1.5 hours
- Venue: Studio S202
- Charge: \$590 per person, \$550 for two, \$490 for three
- Age: No limited
- Capacity: 1-8 pax
- Language: Cantonese, English
- Registration: <https://ceciliama.com/collections/book-a-workshop/products/hot-mama-workshop>
- Enquiry: Cecilia Ma (Whatsapp: +852 96628571 / info@ceciliama.com)

phenotypsetter.

Upcycling Denim Workshop

升級再造老牛工作坊

*Workshop information is subject to change without prior notice.
Please contact the host directly for the latest details.



Experience craft making! All you need is a pair of used jeans and upcycle it to become a cool denim apron, a totebag or a hat. Our instructor will suggest the design direction and provide you basic tailoring pattern and trims, and teach the basic skills of cutting and sewing, allowing you to finish the work within the workshop.

內容：體驗製作！只需一條舊牛仔褲，即可升級為一件老牛工作圍裙、文化包或帽子。工作坊導師建議設計方向，提供基本紙樣及輔料，並教授簡單裁剪縫紉技巧，讓參與者即堂完成作品。

*** Remarks: For age 18 or above. Not required to have any clothes making skills and experience. Please bring your own pair of jeans, loose fitting as suggested, to the workshop. The finished apron size is subject to the size of the jeans.

- Available: Date of customer's choice. 客人自選日期 (11:00-20:00 by appointment)
- Duration: 2.5 hours
- Venue: Studio S203
- Charge: \$400 - 500 per person
- Capacity: 1-2 pax
- Language: Cantonese, English
- Registration: <https://phenotypsetter.com/collections/all/workshop>
- Enquiry: Jane (93000391 / jane@phenotypsetter.com)

phenotypsetter.

Denim Bucket Hat - Decoration Workshop

牛仔漁夫帽 - 裝飾 工作坊



A denim bucket hat will be supplied together with paints of basic colours, needle/thread, safety pins and woven tape, etc for you to design and decorate your hat. Our instructor will suggest the design direction and teach the basic skills, allowing you to finish the hat within the workshop.
Remarks: For age 12 or above. Not required to have any clothes making skills and experience.

工作坊會提供一頂牛仔漁夫帽 (size F)、基本色顏料、針線、扣針、織帶等裝飾，參與者即可裝飾成喜愛的設計。工作坊導師建議設計方向，並教授簡單技巧，讓參與者即堂完成作品。
註：適合12歲或以上。毋需服裝製作相關經驗。

- Available: Date of customer's choice. 客人自選日期 (11:00-20:00 by appointment)
- Duration: 1.5 hours
- Venue: Studio S203
- Charge: \$450 per person
- Capacity: 1-2 pax
- Language: Cantonese
- Registration: https://phenotypsetter.com/products/product?_pos=2&_sid=b9f729020&_ss=r
- Enquiry: J. Ng (93000391 / jane@phenotypsetter.com)

phenotypsetter.

Upcycling Denim Bucket Hat - Making Workshop

牛仔漁夫帽 - 製作 工作坊

*Workshop information is subject to change without prior notice.
Please contact the host directly for the latest details.



Experience craft making! All you need is a pair of used jeans and upcycle to become a cool denim bucket hat. Basic paper pattern, lining fabric, paints of basic colour, needle/thread and trims would be provided. Our instructor will suggest the design direction and teach the basic skills of making, allowing you to do the cutting and sewing yourself and finish the hat within the workshop.

Remarks: For age 18 or above. It's required to have basic skills of operating sewing machine. Please bring your pair of jeans (better be loose fitting), as suggested, to the workshop. The finished hat is subject to the condition of the jeans.

體驗製作！只需一條舊牛仔褲，即可升級為一頂牛仔漁夫帽。工作坊會提供基本紙樣、裡布、基本色顏料、針線及輔料等。工作坊導師建議設計方向，並教授簡單技巧，參與者在堂上裁剪及車縫，完成作品。註：適合18歲或以上。需具衣車操作經驗。參與者自備牛仔褲一條（建議潤身）。完成模樣視乎牛仔褲而定。

- Available: Date of customer's choice. 客人自選日期 (11:00-20:00 by appointment)
- Duration: 3 hours
- Venue: Studio S203
- Charge: \$560 per person
- Capacity: 1-2 pax
- Language: Cantonese
- Registration: https://phenotypsetter.com/products/product?_pos=2&_sid=b9f729020&_ss=r
- Enquiry: J. Ng (93000391 / jane@phenotypsetter.com)



POMCH

3D Pattern Forming Card Holder

立體成形卡片套

*Workshop information is subject to change without prior notice.
Please contact the host directly for the latest details.



Our studio provides the only three-dimensional PVC forming handbag workshop in Hong Kong, where the shape of real objects is formed onto the card holder. Students can bring their own objects, form them on PVC, and then make them into unique card holder.

Feature:

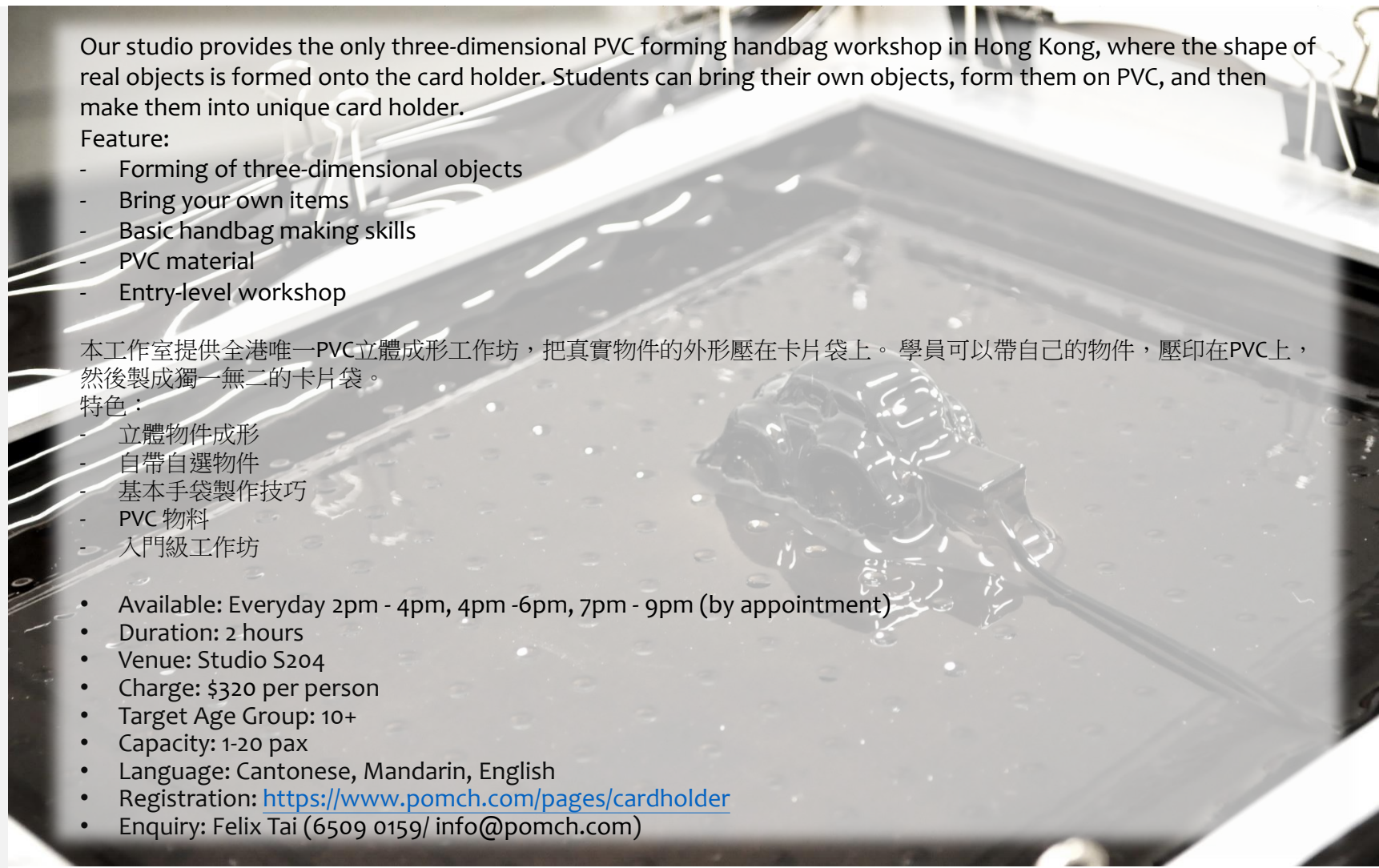
- Forming of three-dimensional objects
- Bring your own items
- Basic handbag making skills
- PVC material
- Entry-level workshop

本工作室提供全港唯一PVC立體成形工作坊，把真實物件的外形壓在卡片袋上。學員可以帶自己的物件，壓印在PVC上，然後製成獨一無二的卡片袋。

特色：

- 立體物件成形
- 自帶自選物件
- 基本手袋製作技巧
- PVC 物料
- 入門級工作坊

- Available: Everyday 2pm - 4pm, 4pm -6pm, 7pm - 9pm (by appointment)
- Duration: 2 hours
- Venue: Studio S204
- Charge: \$320 per person
- Target Age Group: 10+
- Capacity: 1-20 pax
- Language: Cantonese, Mandarin, English
- Registration: <https://www.pomch.com/pages/cardholder>
- Enquiry: Felix Tai (6509 0159/ info@pomch.com)



POMCH

3D Pattern Forming Phone Bag

立體成形電話袋

*Workshop information is subject to change without prior notice.
Please contact the host directly for the latest details.



Our studio provides the only three-dimensional PVC forming handbag workshop in Hong Kong, where the shape of real objects is formed onto the phone bag. Students can bring their own objects, form them on PVC, and then make them into unique phone bag.

Feature:

- Forming of three-dimensional objects
- Bring your own items
- Basic handbag making skills
- PVC material
- Entry-level workshop

本工作室提供全港唯一PVC立體成形工作坊，把真實物件的外形壓在電話袋上。學員可以帶自己的物件，壓印在PVC上，然後製成獨一無二的電話袋。

特色：

- 立體物件成形
- 自帶自選物件
- 基本手袋製作技巧
- PVC 物料
- 入門級工作坊

- Available: Everyday 2pm - 4pm, 4pm - 6pm, 7pm - 9pm (by appointment)
- Duration: 2 hours
- Venue: Studio S204
- Charge: \$460 per person
- Target Age Group: 10+
- Capacity: 1-20 pax
- Language: Cantonese, Mandarin, English
- Registration: <https://www.pomch.com/pages/phone-bag>
- Enquiry: Felix Tai (6509 0159/ info@pomch.com)



POMCH

3D Pattern Forming Handbag

立體成形手袋

*Workshop information is subject to change without prior notice.
Please contact the host directly for the latest details.



Our studio provides the only three-dimensional PVC forming handbag workshop in Hong Kong, where the shape of real objects is formed onto the handbag. Students can bring their own objects, form them on PVC, and then make them into unique handbag.

Feature:

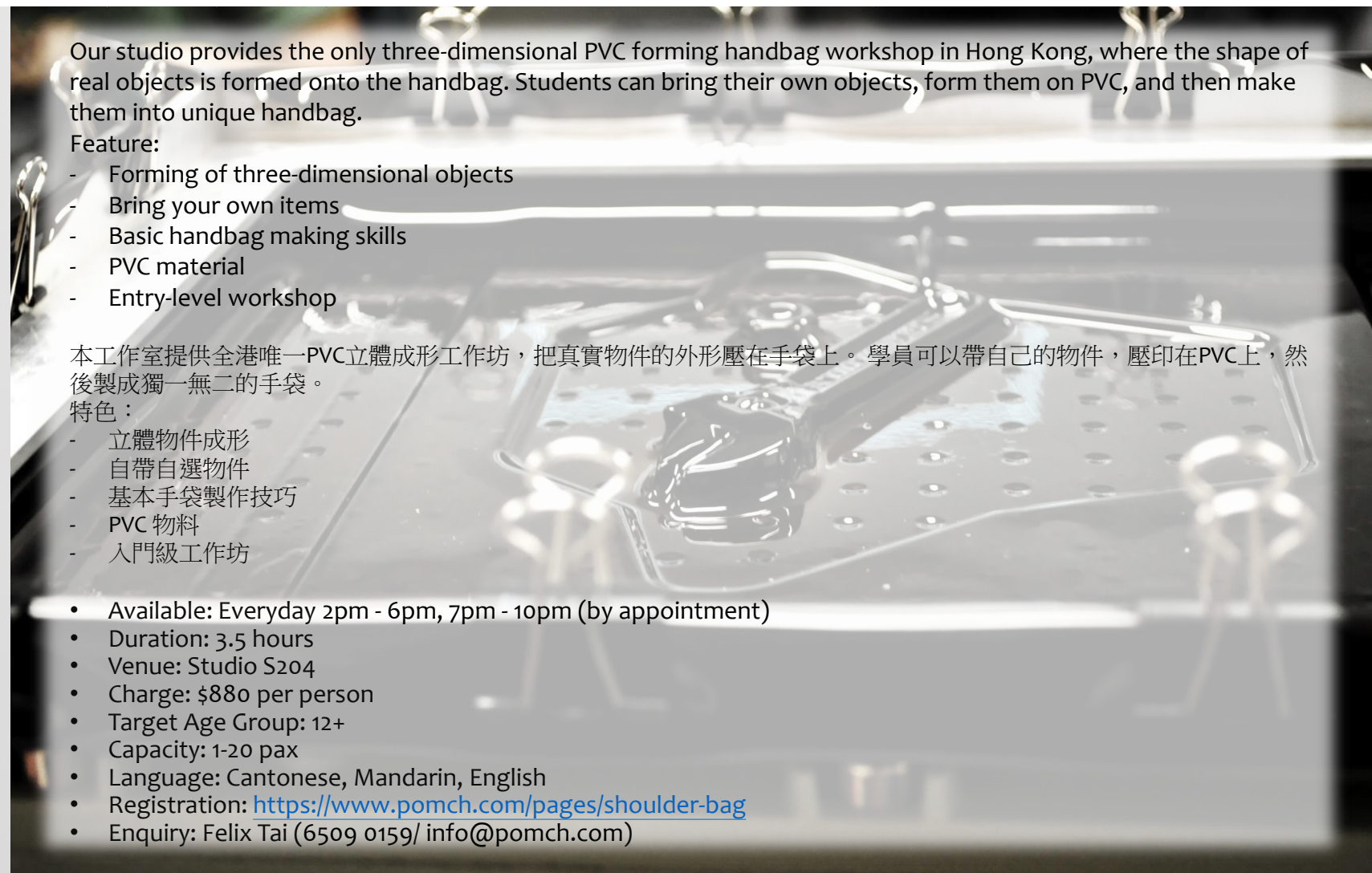
- Forming of three-dimensional objects
- Bring your own items
- Basic handbag making skills
- PVC material
- Entry-level workshop

本工作室提供全港唯一PVC立體成形工作坊，把真實物件的外形壓在手袋上。學員可以帶自己的物件，壓印在PVC上，然後製成獨一無二的手袋。

特色：

- 立體物件成形
- 自帶自選物件
- 基本手袋製作技巧
- PVC 物料
- 入門級工作坊

- Available: Everyday 2pm - 6pm, 7pm - 10pm (by appointment)
- Duration: 3.5 hours
- Venue: Studio S204
- Charge: \$880 per person
- Target Age Group: 12+
- Capacity: 1-20 pax
- Language: Cantonese, Mandarin, English
- Registration: <https://www.pomch.com/pages/shoulder-bag>
- Enquiry: Felix Tai (6509 0159/ info@pomch.com)



CYMASCOPE

純錫聲波碟工作坊



From rhythms to shapes, there are more messages behind sounds. Transforming cymascope into geometric patterns, sound is also a way to convey sentiments. In CYMASCOPE workshop, you will make a beautiful piece of sounds. Made of pure tin, can be used as an incense holder or multi-purpose plate.

音流學以視覺呈現聲音；不但是旋律，聲音更能轉釋為圖案，傳遞背後的訊息。聲波透過不同頻率的振動，水或細沙則能夠在平面上產生各種幾何圖案。聲音，是情感表現的方式之一。CymaScope把音階中的七個音節轉化為圖案；像摩斯密碼一樣，拼湊成不同的字句、樂章。CymaScope，製作聲音的萬花筒。

- Available: Every Thursday & Saturday (1:00pm – 3:00pm / 4:00pm – 6:00pm / 5:00pm – 7:00pm / 6:00pm – 8:00pm)
- Duration: 2 hours
- Venue: Studio S212
- Charge: \$450/head
- Capacity: max. 4 pax
- Language: Cantonese
- Registration: <https://www.playbackconcept.com/cymascope-workshop>
- Enquiry: Playback Concept (52818395 / playbackhandmade@gmail.com)


MIDDLE C

G#

D#

E#

B



DRIFTWOOD Bracelet Workshop

漂流木情侶手鉅工作坊



Driftwood Bracelet Workshop 3 hours (Finish and get it at the end of lesson)

Materials: Copper, Sterling Silver

Suitable: For beginners without any craft experience

關於設計：將純白的銀以紅銅覆蓋焊接成圓形的漂流木情侶手鉅，按想要的深度角度切角展露手鉅內部的銀，象徵彼此內心永遠也相連著。(即日完成 課堂完結時可取)

材質：銅、925銀

適合：對手工藝有興趣／想親手做禮物，無任何金工經驗亦可

- Available: Every Saturday & Sunday (12:00nn – 3:00pm / 4:30pm – 7:30pm)
- Duration: 3 hours
- Venue: Studio S212
- Charge: \$1600 for single piece / \$2800 for a pair
- Capacity: 2 - 4 pax
- Language: Cantonese
- Registration: <https://www.playbackconcept.com/driftwood>
- Enquiry: Playback Concept (52818395 / playbackhandmade@gmail.com)

PERFECTLY IMPERFECT Bracelet Workshop

木目金手鉸工作坊



PERFECTLY IMPERFECT Bracelet Workshop 3 hours (Finish and get it at the end of lesson)

Materials: Mokume Gane, Sterling Silver / Suitable: For beginners without any craft experience

我們都是由過去所有快樂與失望與遺憾累積而成，沒有人是完美，唯有彼此接受對方的缺憾與經歷，才能造就個更完整的關係。來自日本傳統金工工藝製作而成的木目金(Mokume Gane)由不同色彩的金屬一層層交疊鍛造而成。從零一步步累積的不朽金屬木紋象徵著二人的經歷。我們既相似，但更不同，在相遇一刻將彼此的故事連接成為往後更完整的人生，你的空白就由我來填寫。

關於設計：將木目金的年輪、純白的銀，按想要的比例切割成兩份，再交換焊接成為一對，象徵著彼此不可分割、互相唯一的部分。工作坊會教授焊接、打磨、拋光等金工技巧，需時3小時內，適合初學者參加。

刻字：工作坊現場刻字是人手打字印，課堂中會教授技巧，由你親手打上 / 材質：木目金、925銀

- Available: Every Saturday & Sunday (12:00nn – 3:00pm / 4:30pm – 7:30pm)
- Duration: 3 hours
- Venue: Studio S212
- Charge: \$1500/person
- Capacity: 2 - 4 pax
- Language: Cantonese, Mandarin
- Registration: <https://www.playbackconcept.com/perfectly-imperfect-rings-workshop>
- Enquiry: Playback Concept (52818395 / playbackhandmade@gmail.com)

S212 Playback Concept

Silver Bracelets Workshop

情侶銀手鉅工作坊

*Workshop information is subject to change without prior notice.
Please contact the host directly for the latest details.



- Hand-crafting a silver bracelet from a silver stick
- Can choose different thickness and width of the bracelets
- Hand-stamping engraving of letters and number on your work
- Polishing and final retouching by tutor
- Different options for finishing: Mirror-finished / Matte-finished / Oxidized

Material: Sterling Silver

Free engraving: Hand-stamping done by you

Suitable for: Beginners without craft experience

*Get your bracelets at the end of lesson

- 基本銀匠工具認識
- 設計出理想的手鉅粗幼及闊度
- 在手鉅上敲出不同的紋理並槌上字母或句子
- 敲打出手鉅的形狀及打磨
- 由導師進行拋光
- 可按需要進行舊化染色處理

材質：925純銀 (Sterling Silver)

製成品：所有款式都可製作成光面 / 霧面 / 灰黑色舊化效果

刻字：工作坊現場刻字是人手打字印，課堂中會教授技巧，由你親手打上

適合：對手工藝有興趣／想親手做禮物，無需金工經驗

*即日完成 課堂完結時可取

- Available: Every weekend (12:00nn – 3:00pm / 4:30pm – 7:30pm)
- Duration: 3 hours
- Venue: Studio S212
- Charge: \$1200 for single piece (Limited to 1 participant) ; \$1900 for 2 pieces (1-2 participants)
- Capacity: 2 - 4 pax
- Language: Cantonese, Mandarin
- Registration: <https://www.playbackconcept.com/jewellery-workshop>
- Enquiry: Playback Concept (52818395 / playbackhandmade@gmail.com)

Pure Tin Plate Workshop

純錫食器工作坊



Pure Tin can absorb odours and removes impurities.

The combination of gourmet and a nicely handcrafted plate, is an uplift of food enjoyment.

Content:

- Hammering of patterns on the plate
- Shaping of the plate
- Around 10cm diameter for the finished plate

錫有吸附雜質異味，淨化抑菌、保鮮的作用。

美食與美器相互配合，造就味覺與視覺的享受，賦予生活的意義。用來擺放精緻甜品最合適不過。

內容：

- 搥上喜歡的紋理
- 將錫片壓成淺碟形狀
- 製成品尺寸為直徑約10cm

- Available: Available on every Tue to Sun [Mondays off] (1-3pm / 4-6pm / 5-7pm / 6-8pm)
- Duration: 2 hours
- Venue: Studio S212
- Charge: \$490
- Target age: 12+
- Capacity: 2 - 8 pax
- Language: Cantonese, Mandarin, English
- Registration: <https://www.playbackconcept.com/jewellery-workshop>
- Enquiry: Playback Concept (52818395 / playbackhandmade@gmail.com)





MDVS
by
Mondovi®

Create Your Own Bracelets by Natural Gemstone

天然水晶手鍊工作坊

*Workshop information is subject to change without prior notice.
Please contact the host directly for the latest details.



MDVS by Mondovi, is a creative jewelry brand with unique style and new design. Whether it is elegant, noble, or stylish, brand accessories can show fashionable men and women their personal styles. Create and make your own style nature gemstone knot bracelet :

- Create your favorite colour combination by bead & wax cord / rope
- Use accessories to increase the sense of hierarchy

Bracelet A set including : 2-4pcs _ 6- 8mm beads , 4-6pcs accessories , wax cord / rope

Bracelet B set including : 6-10pcs _ 8-10mm beads , 6-10pcs accessories , wax cord / rope

Mondovi旗下的MDVS，是一個風格獨特、設計新穎的創意珠寶品牌。無論是優雅、高貴還是時尚，品牌配飾都能展現時尚男女的個人風格。製作您自己個人的風格的天然水晶手鍊：

- 用珠子和蠟繩/繩子，創造您最喜歡的顏色組合
- 使用配飾增加層次感

手鍊A套裝包括：2-4 顆 6-8毫米珠子，4-6 顆配飾，蠟繩/繩

手鍊B套裝包括：6-10 顆 8-10毫米珠子，6 - 10 顆配飾，蠟繩/繩

- Available: Everyday 14:00 - 20:00 (by appointment)
- Duration: 1.5 - 2 hours
- Venue: Studio S413
- Charge: Set A - \$580/ person , Set B - \$ 860
- Age: No Limited
- Capacity: 1-4 pax
- Language: Cantonese, English
- Registration: WhatsApp 852-68842813 / info@mondovi.com.hk
- Enquiry: Nolly Leung (WhatsApp 852- 68842813 / info@mondovi.com.hk)





S506 Dyelicious

January 2022

*Workshop information is subject to change without prior notice.
Please contact the host directly for the latest details.

Dyeing Experience by Food Waste Colour Workshop 天然剩菜染色 - 混色絞與紮染




During this dye-licious food dyeing workshop, you will take part in the process of dyeing from concept all the way to finished product. Every simple step will be part of the dyeing process and by putting your heart into it, you will make the work unique. You will make your own Shibori tie-dye or Itajime, a wooden-plate-dye, using a 50x50 centimeter Furoshiki—a traditional wrapping cloth—with the option to upgrade to something else. You will experience the experimental spirit behind the creative process using fresh food waste colors provided by Seasonal with blue from purple cabbage, yellow from onion and ginger, purple from sweet potato, brown from tea and coffee, pink from sakura wood, and more.



在染樂工房《3小時天然染色體驗》，你會透過5種「天然染料」及多種「絞紮技巧」體驗染色樂趣！位於香港中環PMQ的體驗館常備有Indigo、櫻花粉、紫薯紫、薑蔥黃、椰菜藍各種天然色彩，讓你參與到工藝製作，感受剩食無限可能。當然你亦可訂購 DIY染色套裝 在家體驗。「染樂工房，一個讓你看到廚餘可能性的染色工藝館。」在這裏，你能找2015米蘭世博讚美為「世界最美麗的色彩」的剩食染料；透過染色匠人的精心教學，帶您從細節探索染色工藝、感受生活美學。讓您的創意能量碰撞，綻放出屬於你的獨一無二作品。

- Available: Every Saturday & Sunday (10:30am – 13:30pm/ 2:30pm – 5:30pm) – by appointment
- Duration: 3 hours
- Venue: Studio S506
- Charge: \$365/head
- Capacity: maxi. 12 pax
- Language: Cantonese
- Registration: <https://www.accupass.com/event/2012010532171576177399>
- Enquiry: Dyelicious (98583616 / info@dyelicious.hk)



S511 Oscary Art

Art Jam 自助繪畫

January 2022

*Workshop information is subject to change without prior notice.
Please contact the host directly for the latest details.



Since 2010, we had been one of the most popular art studios in Hong Kong. Our studios provides all materials for acrylic paintings in many choices of canvas sizes. Our tutor in shop to assist you on your idea and basic painting techniques, we are looking forward to make creative pieces with you together.

自2010年以來，我們一直是香港最受歡迎的藝術工作室之一。我們的工作室提供了丙烯材料及不同大小的畫板。我們的導師亦會與你一同尋找靈感和教導繪畫的基本技巧，我們期待與你一起創造創意。

- Available: Every day (by appointment only)
- Duration: 4 hours
- Venue: Studio S511 & verandah
- Charge: \$200/head
- Capacity: 1-4 pax
- Language: Cantonese, Mandarin, English
- Registration: www.oscaryart.com; oscaryart@gmail.com; 95881514
- Enquiry: Winnie Chan (95881514 / oscaryart@gmail.com)





S513 513 Paint Shop

January 2022

Gold Foil Totebag Workshop 金箔布袋工作坊

*Workshop information is subject to change without prior notice.
Please contact the host directly for the latest details.



Decorate tote bag with gold foil, refashioning simplicity to a wearable artwork. It revives the common fashion piece with a touch of luxury.
利用金箔設計獨一無二的帆布布袋，將它變成一件可穿戴的藝術品。

- Available: Every Saturday & Sunday by appointment (12pm-2pm, 2pm-4pm, 4pm-6pm)
- Duration: 2 hours
- Venue: Studio S513 verandah
- Charge: \$300/head
- Capacity: 1-8 pax
- Language: Cantonese, English
- Registration: www.513paintshop.com, shop@513paintshop.com, 21552282
- Enquiry: Jacqueline Wong (21552282 / shop@513paintshop.com)





S513 513 Paint Shop

Coaster Painting 水松杯墊工作坊

January 2022

*Workshop information is subject to change without prior notice.
Please contact the host directly for the latest details.



Paint and draw with 513 paints on a cork coaster.

水松杯墊設計。

- Available: Every day by appointment (12pm-1:30pm, 2pm-3:30pm, 4pm-5:30pm)
- Duration: 1.5 hours
- Venue: Studio S513 verandah
- Charge: \$150/head
- Capacity: 1-8 pax
- Language: Cantonese, English
- Registration: www.513paintshop.com, shop@513paintshop.com, 21552282
- Enquiry: Jacqueline Wong (21552282 / shop@513paintshop.com)





S513 513 Paint Shop

Master Class Series

大師抽象畫班

January 2022

*Workshop information is subject to change without prior notice.
Please contact the host directly for the latest details.

One-on-one workshop with tutor to create abstract painting with foil on velvet fabric or canvas.

在絲絨布或帆布上創作抽象畫，並配以金箔作點綴。工作坊以一對一形式進行。

- Available: Every day by appointment (12:00pm-3:00pm, 3:00pm-6:00pm)
- Duration: For size, 50cm x 50cm: 1 session, 3 hours; For size, 130cm x 100cm: 2-3 sessions, each session about 2-3 hours (Total 6 hours)
- Venue: Studio S513 verandah
- Charge: On Velvet/Canvas (50cm x 50cm) HK\$900/head | On Velvet (130cm x 100cm) HK\$1800 /head
- Capacity: 1-4 pax
- Language: Cantonese, English
- Registration: www.513paintshop.com, shop@513paintshop.com, 21552282 (Book before 5-7 days ahead)
- Enquiry: Jacqueline Wong (21552282 / shop@513paintshop.com)



S513 513 Paint Shop

January 2022

Denim Gold Foil Handbag Workshop 金箔x牛仔布手袋工作坊

*Workshop information is subject to change without prior notice.
Please contact the host directly for the latest details.



Decorate denim handbag with gold foil, refashioning simplicity to a wearable artwork. It revives the timeless fashion piece with a touch of luxury.

利用金箔設計獨一無二的牛仔布手提袋，將它變成一件可穿戴的藝術品。

- Available: Every day by appointment (12pm-2pm, 2pm-4pm, 4pm-6pm)
- Duration: 2 hours
- Venue: Studio S513 verandah
- Charge: \$300/head
- Capacity: 1-8 pax
- Language: Cantonese, English
- Registration: www.513paintshop.com, shop@513paintshop.com, 21552282
- Enquiry: Jacqueline Wong (21552282 / shop@513paintshop.com)






S513 513 Paint Shop

Pour Painting Workshop 流體畫工作坊

January 2022

*Workshop information is subject to change without prior notice.
Please contact the host directly for the latest details.



Let your paint flow, to create a fascinating and unique art piece.
讓顏料任意在畫面上流動，創作出一幅獨一無二的藝術品。

- Available: Every day by appointment (12pm-2pm, 2pm-4pm, 4pm-6pm)
- Duration: 2 hours
- Venue: Studio S513 verandah
- Charge: From \$180/head
- Capacity: 1-6 pax
- Language: Cantonese, English
- Registration: www.513paintshop.com, shop@513paintshop.com, 21552282
(Book before 3-5 days ahead)
- Enquiry: Jacqueline Wong (21552282 / shop@513paintshop.com)



S513 513 Paint Shop

January 2022

*Workshop information is subject to change without prior notice.
Please contact the host directly for the latest details.

Aqua Mark-making 水彩畫·痕跡創作



Scribble, splash, doodle, dot. Enjoy the process of making as many marks as you can with pencils, pastels and paints. Bring your mind wander in wonderland and roam across the canvas to express your imaginary with emotions.

塗一塗，潑一潑，掃一掃，點一點。拿著鉛筆，蠟筆，油漆，讓您的思想在仙境中徘徊，隨意在畫冊上漫遊，抒發您的情感，塑造您的幻想。

- Available: Everyday (12pm-2pm, 2pm-4pm, 4pm-6pm - by appointment only)
- Duration: 2 hours
- Venue: Studio S513 verandah
- Charge: \$250
- Capacity: 4 pax
- Language: Cantonese, English, Mandarin
- Registration: www.513paintshop.com, shop@513paintshop.com, 21552282
- Enquiry: Team 513 (21552282 / shop@513paintshop.com)





Simplified, Easy and Fun Shoe Making Workshop 簡單、輕鬆、有趣的製鞋工作坊



Easy-2-Make | Beginner Workshop

- Original Designs
- Handmade by You

New shoemaking workshops by Shoe Artistry. Experience making a wearable pair within 3-4 hours. It can be for yourself, a friend or even as gifts for a loved one. Simple and Fun! * Shoe style and colour need to be confirmed before class

簡易手工鞋班 | 初階

- 原創設計
- 由你親手製作

鞋藝工館初階造鞋工作坊，3-4小時內就可製作出可穿，有型和舒適的鞋子。親自製作的鞋子可以是給自己穿，製作得給朋友或是送給最愛的那一位，簡單又有趣！

- Available: Every Saturday (between 12nn - 6pm by appointment)
For other days, please send enquiry.
- Duration: 3-4 hours
- Venue: Studio S603 or verandah
- Charge: \$500 and above
- Capacity: 2-4 pax
- Language: Cantonese, English
- Registration: <http://shoeartistry.com/beginner-shoemaking-workshops/>
- Enquiry: Jeff Wan (2796 6018/ hi@shoeartistry.com)



HAK

H202 HAK

January 2022

*Workshop information is subject to change without prior notice.
Please contact the host directly for the latest details.

Two-way knit necklace workshop

兩用編織頸鏈工作坊

During the workshop, you will learn how to use the ribbon yarn to knit the two-way necklace. This necklace use a magnetic clasp to connect. It can wear it as a long necklace or as a bracelet & necklace set. All materials included.

這個工作坊將會教授使用扁帶編織兩用雙色頸鍊。使用磁石扣連結，可作長頸鏈配帶，亦可作手鏈及頸鏈套裝配帶。所有材料已包括學費內。

- Available: Every Saturday & Sunday 11:30am-1:30pm (by appointment)
- Duration: 2 hours
- Venue: Studio H202
- Charge: \$580 per person/ \$960 for 2 person
- Capacity: 2 - 6 pax
- Language: Cantonese, English
- Registration: hak.studio@hotmail.com
- Enquiry: Ling Wong (55118412 / hak.studio@hotmail.com)

BLIND
by JW

H306 Blind by JW

January 2022

*Workshop information is subject to change without prior notice.
Please contact the host directly for the latest details.

Creative Self-expression Experience Mountaineering Weave Workshop 編織手袋工作坊



We're the founder of Blind by JW, a Hong Kong local independent fashion and accessories designers from London and Hong Kong. Look out and create your very own fantasy – our products are all made in Hong Kong with love and passion for colours and textures, full of fun and happiness that we love to share with you.

Learning how to create and make your very own ultimate weave bag with the love self-expression and dreamers

- Create your colour own palette combination
- Pattern placements and use of leather tools
- Strap placement and weaving technique
- Basic mountaineering knot

What we'll provide: Pattern Paper, Leather ToolsTrims, DiSCARVERY Straps, Mountaineering Rope

工作坊內容: 親手做及編織有你個人風格的手袋 (工作坊提供: 紙樣、皮革工具、DiSCARVERY 帶子、山系肩帶)

- 組合你最愛的顏色
- 使用合式的工具打孔 (視乎進度時間)
- 編響織方法及技巧
- 上五金配件

• Available: Every day 12pm – 1:30pm | 2pm – 3:30pm | 3pm – 4:30pm | 5pm – 6:30pm (by appointment)

• Duration: 1.5 hours

• Venue: Studio H306

• Charge: Mini Weave Bag - \$599hkd per person | \$499hkd per person for 2

• Age: 12+

• Capacity: 4 pax

• Language: Cantonese, English

• Registration: <https://blindbyjw.myshopify.com/collections/discarvery/products/creative-self-expression-experience-mountaineering-weave-workshop>

• Enquiry: Walter Kong (61996962 / blindbyjw@outlook.com)

BLIND
by JW

H306 Blind by JW

January 2022

*Workshop information is subject to change without prior notice.
Please contact the host directly for the latest details.

Creative Self-expression Experience Mountaineering Weave Workshop

編織手機袋工作坊



We're the founder of Blind by JW, a Hong Kong local independent fashion and accessories designers from London and Hong Kong. Look out and create your very own fantasy – our products are all made in Hong Kong with love and passion for colours and textures, full of fun and happiness that we love to share with you.

Learning how to create and make your very own ultimate weave bag with the love self-expression and dreamers

- Create your colour own palette combination
- Pattern placements and use of leather tools
- Strap placement and weaving technique
- Basic mountaineering knot

What we'll provide: Pattern Paper, Leather ToolsTrims, DiSCARVERY Straps, Mountaineering Rope

工作坊內容: 親手做及編織有你個人風格的手機袋 (工作坊提供: 紙樣、皮革工具、DiSCARVERY 帶子、山系肩帶)

- 組合你最愛的顏色
- 使用合式的工具打孔 (視乎進度時間)
- 編響織方法及技巧
- 上五金配件

• Available: Every day 12pm – 1:30pm | 2pm – 3:30pm | 3pm – 4:30pm | 5pm – 6:30pm (by appointment)

• Duration: 1.5 hours

• Venue: Studio H306

• Charge: Mobile Weave Bag - \$499hkd per person | \$399hkd per person for 2

• Age: 12 +

• Capacity: 4 pax

• Language: Cantonese, English

• Registration: <https://blindbyjw.myshopify.com/collections/discarvery/products/creative-self-expression-experience-mountaineering-weave-workshop>

• Enquiry: Walter Kong (61996962 / blindbyjw@outlook.com)

OBELLERY

Silver Ring Jewellery Workshop

銀戒指製作班

*Workshop information is subject to change without prior notice.
Please contact the host directly for the latest details.



Life could feel like a rut when a few bad things happen in the same week, but a fresh experience in the weekend can turn it all around! If you like jewellery and enjoy a hands on learning experience, our workshops might just be the mini vacation you need for the week. This course is for those who have yet to experience the joys of jewellery making and would like to give learning these new skills a try. Our tutor will teach in a group or as individuals to provide guidance and technical support throughout the process. You will learn the basic silversmithing skills such as: Piercing, Filing, Annealing, Soldering, Basic hammering, Texturing, Polishing, Twisting. There are 3 levels to choose from, each with a unique set of designs templates that focuses on a different aspect of the craft.

Level 1: Minimalist classic perfect for everyday wear

Level 2: Designs that highlight the charm of specific metalsmithing techniques

Level 3: A selection of advanced design that will require an extra bit of patience

每日疲於奔命讓你忘卻手作的樂趣了嗎？何不偷閒重新感受這種全神投入的時光 如果你沒有任何首飾製作經驗，又希望可以親身體驗一下以傳統金工技術，去打造一隻屬於自己或伴侶的獨一無二既純銀指環，可試試這個銀介指製作班工作坊喔。導師們會以小組或個人形式教授及協助你們完成屬於你的銀介指。制作班內可以學到一些金屬處理的基本技巧，如金屬切割，退火，焊接，挫修，打磨，手工拋光，金屬處理等。

Level 1: 款式簡單，適合沒有任何首飾製作經驗的人參加

Level 2: 難度相對比較高，款式比較複雜一點

Level 3: 所需的製作時間較長，參加者需要較多的耐性和技巧去完成

- Available: 11am & 2:30pm & 5pm (by appointment)
- Duration: (Level 1): 1.5 - 2.5 hours (Level 2): 2 - 3 hours (Level 3): 3 hours
- Venue: Studio H403
- Charge: (Level 1): \$880 / person (Level 2): \$1280 / person (Level 3): \$1480 / person
- Target Age Group: 18 or above
- Capacity: max. 4 pax
- Language: Cantonese, Mandarin, English
- Registration: <https://www.obellery.com/silversmithingjewelleryworkshop/> Email: info@obellery.com / Phone calling: 2155 4198
- Enquiry: Pearl Lee (2155 4198/ info@obellery.com)

Silver bangle workshop

銀手鐲製作班

*Workshop information is subject to change without prior notice.
Please contact the host directly for the latest details.



In our silver bangle making workshop, you will be able to handcraft your very own silver bangle within 1 single session. We provide 6 samples to choose from and each style comes with different techniques. You may choose one style per class. Our tutor will teach in a group or as individuals to provide guidance and technical support throughout the process. We provide all the tools and equipment needed for jewellery making. Extra silver fee may be charged depending on the weight. For health and safety issues, you will be asked to tie up your hair and wear closed shoes during the making process.

在2-3小時內，你將會學到以傳統金工技巧去製作一隻銀手鐲。我們會提供一些簡單而獨特的手鐲款式以作參考，而每一個款式都能學到不同的金工技巧。導師們會以小組或個人形式教授及協助。製作班內你能學到一些金屬處理的基本技巧，如金屬切割，退火，焊接，挫修，打磨，手工拋光，金屬處理，曲面形成，扭線製作等。我們的銀飾工作坊均由專業珠寶設計師擔任導師。他們作為獨立當代珠寶藝術家每一個都具備相當的專業素質，當中不少是任教各大院校的導師。所有課程以英語，粵語或普通話授課皆可。無論閣下是在地的市民或是前來香港的旅客們，OBELLERY都能為您提供一個難得的金工體驗，共同製造難忘的一天。

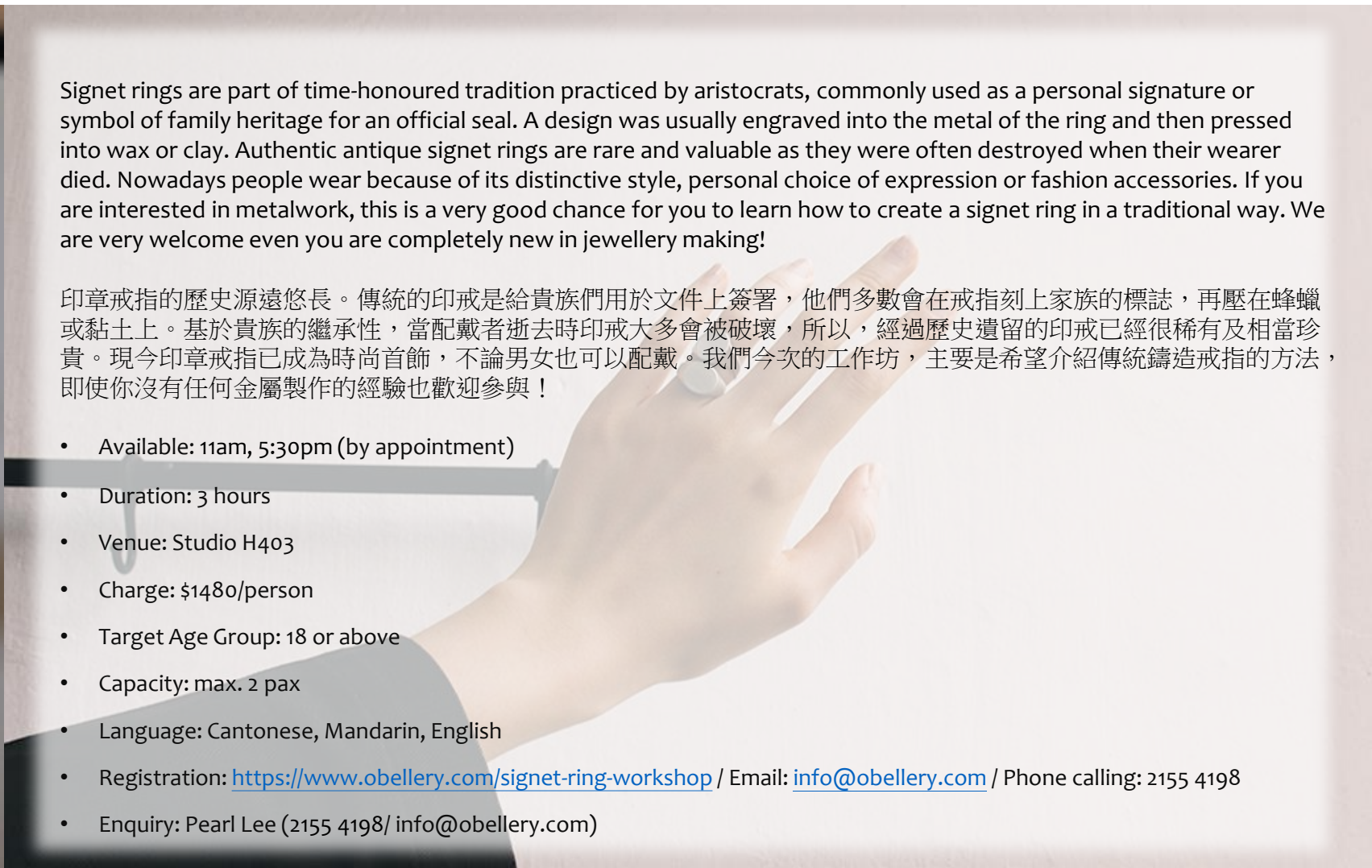
- Available: 11a. & 2:30pm & 5pm (by appointment)
- Duration: 2 -3 hours
- Venue: Studio H403
- Charge: \$1780/person
- Target Age Group: 18 or above
- Capacity: max. 4 pax
- Language: Cantonese, Mandarin, English
- Registration: <https://www.obellery.com/silver-bangle-making-class> / Email: info@obellery.com / Phone calling: 2155 4198
- Enquiry: Pearl Lee (2155 4198/ info@obellery.com)



Signet rings are part of time-honoured tradition practiced by aristocrats, commonly used as a personal signature or symbol of family heritage for an official seal. A design was usually engraved into the metal of the ring and then pressed into wax or clay. Authentic antique signet rings are rare and valuable as they were often destroyed when their wearer died. Nowadays people wear because of its distinctive style, personal choice of expression or fashion accessories. If you are interested in metalwork, this is a very good chance for you to learn how to create a signet ring in a traditional way. We are very welcome even you are completely new in jewellery making!

印章戒指的歷史源遠悠長。傳統的印戒是給貴族們用於文件上簽署，他們多數會在戒指刻上家族的標誌，再壓在蜂蠟或黏土上。基於貴族的繼承性，當配戴者逝去時印戒大多會被破壞，所以，經過歷史遺留的印戒已經很稀有及相當珍貴。現今印章戒指已成為時尚首飾，不論男女也可以配戴。我們今次的工作坊，主要是希望介紹傳統鑄造戒指的方法，即使你沒有任何金屬製作的經驗也歡迎參與！

- Available: 11am, 5:30pm (by appointment)
- Duration: 3 hours
- Venue: Studio H403
- Charge: \$1480/person
- Target Age Group: 18 or above
- Capacity: max. 2 pax
- Language: Cantonese, Mandarin, English
- Registration: <https://www.obellery.com/signet-ring-workshop> / Email: info@obellery.com / Phone calling: 2155 4198
- Enquiry: Pearl Lee (2155 4198/ info@obellery.com)



OBELLERY

Wedding ring workshop

結婚戒指製作班

*Workshop information is subject to change without prior notice.
Please contact the host directly for the latest details.



What else could be more meaningful and memorable than handmade wedding rings for your significant other? This course allows you to express your love to your beloved one in a special touch. The first lesson we will teach you with silver, which allows you to visualise the final outcome and the next lesson you will start working with gold. Our tutor will guide you during the making process and ensure that your outcomes are beautiful as they are precious. We provide all the tools and equipments for jewellery making. Extra gold fee may be charged depending on the weight.

無論閣下是在地的市民或是前來香港的旅客們，OBELLERY都能為您提供一個難得的金工體驗，共同製造難忘的一天。我們的工作室均對外開放，營業時間為週一至週日每天早上11時至晚上7時。我們的銀飾工作坊均由專業珠寶設計師擔任導師。他們作為獨立當代珠寶藝術家每一個都具備相當的專業素質，當中不少是任教各大院校的導師。所有課程以英語，粵語或普通話授課皆可。

結婚戒指象徵著承諾，對彼此間的信任及存有永恆的祝福。而親自製作更是最能表達心意及傳達愛的方式。現在，情侶們可以躬行實踐，用雙手打造屬於您倆的婚戒，留下一份難忘的幸福時光，並成為您和摯愛間的珍貴回憶。課程會分為兩部份，首堂需設計並用純銀確定款式，製作初稿；而次堂便會用純金或18ct黃金/白金/玫瑰金正式製作，當中更可學到很多相關打金工藝的技術。

- Available: 11am & 2:30pm & 5pm (by appointment)
- Duration: 3 hours
- Venue: Studio H403
- Charge:
 - Single Colour Fee: \$12,800 / 2 people (15 grams of single colour of 18k gold - yellow or white or rose) 一種混合金屬的婚戒
 - Bi- Colour Fee: \$14,800 / 2 people (15 grams of 2 variations of 18k gold - yellow/rose/white) 兩種混合金屬的婚戒
- Target Age Group: 18 or above
- Capacity: max. 2 pax
- Language: Cantonese, Mandarin, English
- Registration: <https://www.obellery.com/weddingringmakingcourse> / Email: info@obellery.com / Phone calling: 2155 4198
- Enquiry: Pearl Lee (2155 4198/ info@obellery.com)



H405 Isatisse Studio

January 2022

Nagomi Pastel Art Workshop

和諧粉彩體驗工作坊

*Workshop information is subject to change without prior notice.
Please contact the host directly for the latest details.



Nagomi Art, a form of Japanese art healing founded in Japan, using pastels and fingers to create a gentle, transparent, warm, and heart-touching art through simple yet unique ways of painting techniques. The therapeutic nature of this art is able to create a sense of harmony and enhance the self-esteem of the painter. This art helps to calm and relax one's mind as the painters go through the process to choose and blend the colors and complete the beautiful art piece all by themselves. It's an art for everyone and anyone!

和諧粉彩源自日本，由細谷典克先生於2003年創立的一門大眾藝術。細谷先生發現日本人在職場上情緒壓抑的問題很值得正視，於是想藉一種簡單、放鬆的作畫方法，讓人們從中獲得放鬆、愉悅的感覺，透過這門藝術紓解壓力與情緒。他隨後成立了日本粉彩希望協會JPHAA，希望把這門藝術推廣開去，讓更多人感受到藝術療癒的威力。我們透過體驗工作坊，讓繁忙的都市人及從未接觸過和諧粉彩但有興趣的朋友們，一同來參與，既可發揮創意，又可治癒心靈。大家就一起來體驗這個快樂的藝術療癒旅程吧！

- Available: Everyday (11:30a.m to 2:00p.m / 2:00p.m to 4:30p.m / 5:00p.m to 7:30p.m – book 3 days prior)
- Duration: 2.5 hours (1-2 artworks can be done)
- Venue: Studio H405
- Charge: **\$320 per person
** \$300 per person for 2 people enrolling at one time!!
** \$450 per 1 Parent + Kid (For a parent with a kid aged under 5 creating the artworks together)
- Capacity: 1-6 pax
- Language: Cantonese, Mandarin, English
- Registration: Instagram: @isatisse, FB: Isatisse by Isabel Tong, Whatsapp / Signal 92612948
- Enquiry: Isabel Tong (92612948 / info@isatisse.com)





H405 Isatisse Studio

January 2022

*Workshop information is subject to change without prior notice.
Please contact the host directly for the latest details.

Nagomi Pastel Art JPHAA Certified Associate Instructor Course

和諧粉彩準指導師證書課程

Founded in Japan by Mr Hosoya Norikatsu, Nagomi Art uses sensorial touch from painting with fingers to help bring a sense of harmony and inner peace to the artist. There is something especially therapeutic about an art form where fingers become the brush on the canvas.

- JPHAA Certified Associate Instructor Course
- 3 full-day or 6 half-days course with JPHAA certificate
- Can organize interested class after completing the course

日本和諧粉彩 (Pastel Nagomi Art) 是由日本細谷典克先生於2002年創辦，翌年成立Japan Pastel Hope Art Association (JPHAA) 日本粉彩希望藝術協會。這指繪療癒藝術，是一種源自日本的獨特繪畫方式，透過簡單的繪畫方法，運用粉彩和手指來彩繪創作者內在的色彩，為不同年紀的人的心靈帶來和諧、寧靜和喜悅。

準指導師班:

- 完成3天全日課程 (或可分6個半日)可申請JPHAA準指導師證書
- 透過完成 18-20幅特定主題的粉彩畫，包括四季、風景、人物、情緒、抽象等，藉此學習多種和諧粉彩技巧。
- 可開辦體驗班
- Available: Everyday (by appointment)
- Duration: 8 hours per day (3 full days) or 3 hours per day (5 to 6 sessions)
- Venue: Studio H405
- Charge: HK\$6,500 including materials and Certificate application fee , 10% off for 2 people enrolling at the same time
- Age: 14+
- Capacity: 1-8 pax
- Language: Cantonese, English
- Registration: www.isatisse.com/ [info@isatisse.com/](mailto:info@isatisse.com) 92612948
- Enquiry: Isabel Tong (92612948 / info@isatisse.com)

Cyanotype Workshop

藍曬工作坊

*Workshop information is subject to change without prior notice.
Please contact the host directly for the latest details.



A Studio combines fashion design with Cyanotype. Cyanotype is a photographic printing process that produces a cyan-blue print that can be so attractive and has high flexibility. A new aesthetic can be explored and developed during the “trial and error” printing process of Cyanotype. Everyone can design their own print for their clothes, hats, shoes, and leather accessories with this technique.

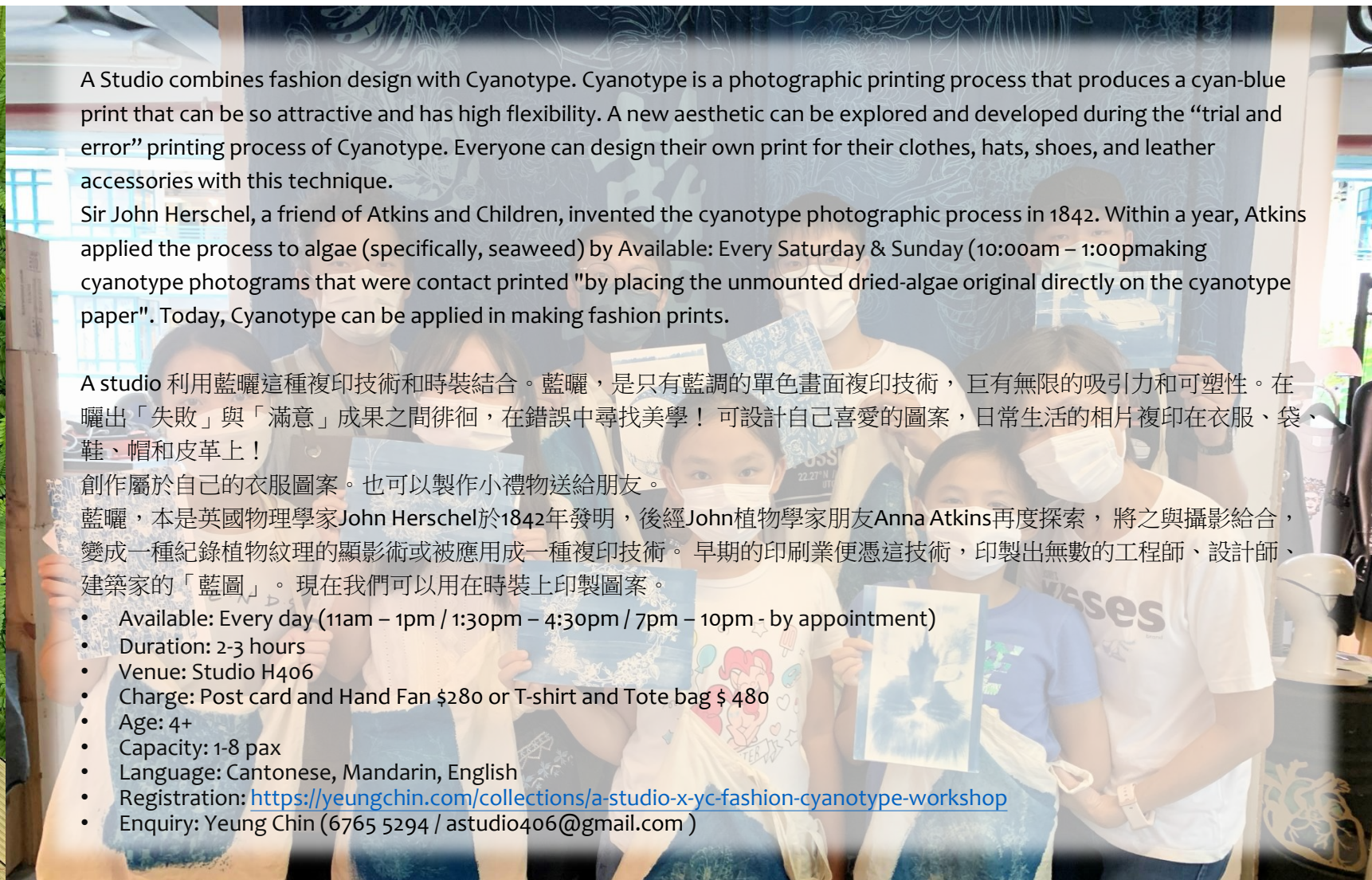
Sir John Herschel, a friend of Atkins and Children, invented the cyanotype photographic process in 1842. Within a year, Atkins applied the process to algae (specifically, seaweed) by Available: Every Saturday & Sunday (10:00am – 1:00pm) making cyanotype photograms that were contact printed "by placing the unmounted dried-algae original directly on the cyanotype paper". Today, Cyanotype can be applied in making fashion prints.

A studio 利用藍曬這種複印技術和時裝結合。藍曬，是只有藍調的單色畫面複印技術，巨有無限的吸引力和可塑性。在曬出「失敗」與「滿意」成果之間徘徊，在錯誤中尋找美學！可設計自己喜愛的圖案，日常生活的相片複印在衣服、袋、鞋、帽和皮革上！

創作屬於自己的衣服圖案。也可以製作小禮物送給朋友。

藍曬，本是英國物理學家John Herschel於1842年發明，後經John植物學家朋友Anna Atkins再度探索，將之與攝影結合，變成一種紀錄植物紋理的顯影術或被應用成一種複印技術。早期的印刷業便憑這技術，印製出無數的工程師、設計師、建築家的「藍圖」。現在我們可以用在時裝上印製圖案。

- Available: Every day (11am – 1pm / 1:30pm – 4:30pm / 7pm – 10pm - by appointment)
- Duration: 2-3 hours
- Venue: Studio H406
- Charge: Post card and Hand Fan \$280 or T-shirt and Tote bag \$ 480
- Age: 4+
- Capacity: 1-8 pax
- Language: Cantonese, Mandarin, English
- Registration: <https://yeungchin.com/collections/a-studio-x-yc-fashion-cyanotype-workshop>
- Enquiry: Yeung Chin (6765 5294 / astudio406@gmail.com)



Wool Felting Workshop

羊毛氈工作坊



Homemade wool felt course. When it comes to felt technology, it is an environmentally friendly and natural garment technology.

Advantages included: Eco-friendly sewing skill, Zero environmental loss, Zero fabric waste

Have you ever thought of using felt technology to design your own unique scarf or clothes? In this course, students can not only learn the process of making wool felt but also freely choose different colors of wool to design a natural and unique scarf and bag.

還可以自由選擇不同顏色的羊毛，去設計一條天然而且獨有的圍巾。是次課程，學生可以學習製作羊毛氈過程之餘，有否想過利用毛氈技術，設計出屬於自己獨有的圍巾或衣服？自製羊毛氈課程。說到毛氈技術，是一種環保而且天然的製衣技術。當中包括 - 環保編織衣 - 環境零損耗 - 面料零浪費

- Available: Every day (11am -1pm , 1:30-4:30pm , 7-10pm - by appointment)
- Duration: 3 hours
- Venue: Studio H406
- Charge: Felt Bag \$ 680 Nuno felt scarf \$980 Wool felt Scarf \$ 1680
- Age: 4+
- Capacity: 2-4 pax
- Language: Cantonese, Mandarin, English
- Registration: <https://yeungchin.com/collections/a-studio-x-yc-fashion-cyanotype-workshop>
- Enquiry: Yeung Chin (6765 5294 / astudio406@gmail.com)




H408 Rcube Store

January 2022

*Workshop information is subject to change without prior notice.
Please contact the host directly for the latest details.

Concrete X Resin Workshop (Aroma Stone Diffuser) 水泥及樹脂流動畫制作 (香薰石擴散器)



Our workshop includes our unique double-layer coaster and aroma stone. In our workshop, you can expose a different kind of materials, including: concrete, plaster and resin flow arts. This is your special handcraft gift for your friends or own use.

課堂內容包括了我們獨特的雙層杯墊及香薰石。課堂內你可以接觸到不同的物料，包括：水泥、香薰石及樹脂流動畫制作。獨特的混合，這是您送給朋友或自己使用的獨特手工禮物。

- Available: Every day 2:00pm – 8:00pm (around 1.5 - 2 hours by appointment)
- Duration: 1.5 hours
- Venue: Studio H408 or verandah
- Charge: \$480/head
- Age: 10+
- Capacity: 2-12 pax
- Language: Cantonese, Mandarin, English
- Registration: Whatsapp 92541460 / raftwong@rcube-design.com
- Enquiry: Raft Wong (92541460 / raftwong@rcube-design.com)



H408 Rcube Store

January 2022

*Workshop information is subject to change without prior notice.
Please contact the host directly for the latest details.

DIY Clock workshop (Concrete x Resin)

DIY時鐘（樹脂x混凝土）



Our workshop includes our unique double-layer DIY clock and 2 pcs of XS size of coaster. In our workshop, you can expose a different kind of materials, including: concrete and resin flow arts. This is your special handcraft gift for your friends or own use. Included: 1 pc x 19cm DIY Clock 2 pcs x 8 cm Coaster

課堂內容包括了我們獨特的雙層時鐘及杯墊。課堂內你可以接觸到不同的物料，包括：水泥及樹脂流動畫制作。獨特的混合，這是您送給朋友或自己使用的獨特手工禮物。包括：1個x 19厘米DIY時鐘 2個x 8厘米杯墊

- Available: Every day 2:00pm – 8:00pm (around 1.5 - 2 hours by appointment)
- Duration: 1.5 hours
- Venue: Studio H408 or verandah
- Charge: \$550/head
- Age: 10+
- Capacity: 2 - 12 pax
- Language: Cantonese, Mandarin, English
- Registration: Whatsapp 92541460 / raftwong@rcube-design.com
- Enquiry: Raft Wong (92541460 / raftwong@rcube-design.com)



H408 Rcube Store

January 2022

*Workshop information is subject to change without prior notice.
Please contact the host directly for the latest details.

Resin Fluid Art Workshop

樹脂流體藝術工作坊



In our workshop, you can expose the resin fluid art experience and create your own special handcraft resin **fluid art brass** color tray and coaster. It is an unique gift for your friends.

Included: (1) Brass Color Tray (Round 12 cm diameter) or (10 x 20 cm rectangle) x 1 and
(2) Coaster (10 cm Diameter) x 1

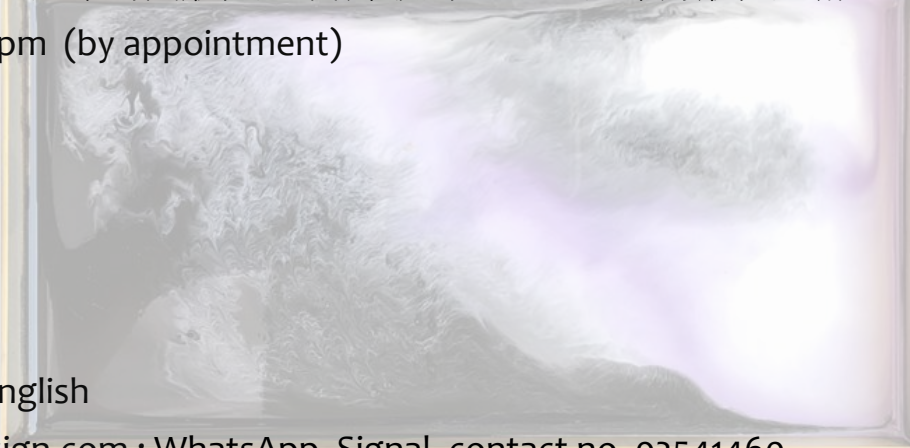
Optional: Upgrade to 20 cm diameter Round Tray or Upgrade to 20 x 20 cm Square Tray +\$100

在我們的工作坊中，您可以體驗樹脂流體藝術，並製作您自己的特殊 手工樹脂流體藝術黃銅色盤和杯墊。這是送給朋友的獨特禮物。

包括： (1) 黃銅色托盤（圓形直徑 12 厘米）或（10 x 20 厘米長方形）x 1 和
(2) 杯墊（直徑 10 厘米）x 1

可選升級：升級到直徑 20 厘米的圓形托盤 或 升級到 20 x 20 厘米方形托盤 加 \$100

- Available: Every day 2:00pm – 8:00pm (by appointment)
- Duration: Around 1.5 – 2 hours
- Venue: Studio H408 or verandah
- Charge: \$480/head
- Age: 10+
- Capacity: 2 - 12 pax
- Language: Cantonese, Mandarin, English
- Registration: raftwong@rcube-design.com ; WhatsApp, Signal, contact no. 92541460
- Enquiry: Raft Wong (92541460 / raftwong@rcube-design.com)



Loupe

*Workshop information is subject to change without prior notice.
Please contact the host directly for the latest details.

Loupe

New Year Hui Chun Children's Workshop

新年兒童揮春工作坊

2022.01.02 (Sun)

2:00 - 5:00 PM

Instructor 導師：黃碧思



This series of 4 workshops is tailored for young children between age 9-12 to learn Chinese brush calligraphy. Participants will be introduced to the history and basic techniques of Chinese calligraphy, including types of scripts, calligraphy tools, basic strokes, transformation of Chinese characters, etc. Participants will also be given time to explore with brush and ink, and create various types of calligraphy pieces. All tools and materials will be provided.

Finished Products: Bookmarks, "Fai Chun" for Chinese New Year and other calligraphy pieces

介紹文房四寶及不同書法字體，並啟發學生嘗試將書法融入生活課堂除教授一些書法有關的知識及技巧，亦會指導學生用不同書體制作書簽，揮春，過年福字等小作品。

- Duration: 3 hours
- Charge: \$375/head
- Age: 9-12
- Capacity: 10 pax
- Language: Cantonese, English
- Registration: <https://www.loupe.com.hk/tc/workshop>

Loupe

*Workshop information is subject to change without prior notice.
Please contact the host directly for the latest details.

Loupe

New Year Hui Chun Children's Workshop

新年兒童揮春工作坊

2022.01.08 (Sat)

2:00 - 5:00 PM

Instructor 導師：黃碧思

H410, Block B, PMQ, 35 Aberdeen street,
Central, Hong Kong

T (852) 2623 2272
E enquiry@loupe.com.hk



This series of 4 workshops is tailored for young children between age 9-12 to learn Chinese brush calligraphy. Participants will be introduced to the history and basic techniques of Chinese calligraphy, including types of scripts, calligraphy tools, basic strokes, transformation of Chinese characters, etc. Participants will also be given time to explore with brush and ink, and create various types of calligraphy pieces. All tools and materials will be provided.

Finished Products: Bookmarks, "Fai Chun" for Chinese New Year and other calligraphy pieces

介紹文房四寶及不同書法字體，並啟發學生嘗試將書法融入生活課堂除教授一些書法有關的知識及技巧，亦會指導學生用不同書體制作書簽，揮春，過年福字等小作品。

- Duration: 3 hours
- Charge: \$375/head
- Age: 9-12
- Capacity: 10 pax
- Language: Cantonese, English
- Registration: <https://www.loupe.com.hk/tc/workshop>

www.loupe.com.hk

Loupe

*Workshop information is subject to change without prior notice.
Please contact the host directly for the latest details.

Loupe

Model-Kit Polar Bear Pendant Workshop

模·型 北極熊吊咀工作坊

2022.01.09 (Sun)

2:00 - 6:00 PM

Instructor 導師：Yoyo Chung

H410, Block B, PMQ, 35 Aberdeen street,
Central, Hong Kong

T (852) 2623 2272
E enquiry@loupe.com.hk



Inspired by favourite toys in the childhood and teamed up with silversmithing, a playful and wearable pendant was designed. In this workshop, sawing, filing, soldering, polishing and cold jointing will be taught. You will make a moveable polar bear pendant.

Finished product: One Silver Pendant with Chain

以小時候喜歡的玩具模型為創作概念，並融入金工技術，讓大家能親手製作好玩又可佩戴的首飾。工作坊會授教傳統金工工藝，包括鋸、銼、焊、打磨及冷焊接技術，並製作可活動的北極熊吊咀。

製成品：銀吊咀一個（連頸鏈）

- Duration: 4 hours
- Charge: \$400/head
- Age: 14+
- Capacity: 8 pax
- Language: Cantonese, English
- Registration: <https://www.loupe.com.hk/tc/workshop>

Loupe

Loupe

Knitting with Heart Workshop

編織的心工作坊

2022.01.15 (Sat)

2:00 - 5:00 PM

Instructor 導師：DoDo Chan

H410, Block B, PMQ, 35 Aberdeen street,
Central, Hong Kong

T (852) 2623 2272
E enquiry@loupe.com.hk

www.loupe.com.hk



Knitting the different heart shapes with metal wires and setting with stones.

用不同的金屬線編織出各款心型圖案及鑲嵌一些寶石

- Duration: 3 hours
- Charge: \$500/head
- Age: 14+
- Capacity: 8 pax
- Language: Cantonese, English
- Registration: <https://www.loupe.com.hk/tc/workshop>

Loupe

*Workshop information is subject to change without prior notice.
Please contact the host directly for the latest details.

Loupe

***Preserved Flowers and
Brass Wire Flowers
Earrings workshop***

永生花與銅線花耳環工作坊

2022.01.16 (Thu)

3:00 - 5:30 PM

Instructor 導師：Apple Yu

H410, Block B, PMQ, 35 Aberdeen street,
Central, Hong Kong

T (852) 2623 2272
E enquiry@loupe.com.hk



The workshop will teach how to make the flower shape parts with brass wire and freshwater pearls. Participants will also choose their favourite preserved flowers and to make their own lucky charms.

參加者將會學習如何用淡水珍珠及銅線製作花形，再配上您自選喜歡的永生花，製作出別具氣質的永生花耳環！

- Duration: 2.5 hours
- Charge: \$450/head
- Age: 14+
- Capacity: 6 pax
- Language: Cantonese, English
- Registration: <https://www.loupe.com.hk/tc/workshop>

Loupe

*Workshop information is subject to change without prior notice.
Please contact the host directly for the latest details.

Loupe

Wooden Ring Workshop

木介子工作坊

2022.01.22 (Sat)

2:00 - 6:00 PM

Instructor 導師：Sinny Lam



This workshop teaches contemporary jewellery making and introduces new materials in traditional design aesthetics. The tutor will teach about different types of wood used in jewellery, and how to choose the best kind for jewellery making. Participants will learn how to cut and shape pieces of wood and put them together to create a beautiful and one of a kind ring. Bees wax and sandpaper are used to complete the jewellery making process.

工作坊教授當代珠寶製作和怎樣於傳統設計中運用新材料。導師會介紹各種運用於珠寶製作裡的木材和選擇最佳木材的方法。參加者將會學習怎樣切割及塑形木材，然後組裝成為美麗和獨特的戒指，最後會運用蜂蠟和沙紙去完成整個珠寶製作的過程。

- Duration: 4 hours
- Charge: \$650/head
- Age: 14+
- Capacity: 8 pax
- Language: Cantonese, English
- Registration: <https://www.loupe.com.hk/tc/workshop>

Loupe

*Workshop information is subject to change without prior notice.
Please contact the host directly for the latest details.

Loupe

Diamond Shape Crystal Ring Workshop

鑽石形狀水晶戒指工作坊

2022.01.30 (Sun)

3:00 - 4:30 PM

Instructor 導師：Apple Yu

H410, Block B, PMQ, 35 Aberdeen street,
Central, Hong Kong

T (852) 2623 2272
E enquiry@loupe.com.hk



Participants will learn to make their own hammered silver ring using traditional silver-smithing techniques taught by a WorldSkills Competition award-winning craftsman. From annealing, forming, soldering, filing to polishing, experience the art of traditional silver-smithing and the satisfaction of making your own ring!

參加者會於此工作坊學習利用傳統工藝技術製作一隻銀製錘目戒指。由世界技能大賽得獎工藝師親自教授，體驗整過從退火、成型、焊接、銼磨到打磨拋光的傳統工藝過程，並享受親手製作戒指的滿足感！

製成品：銀製錘目戒指一隻

- Duration: 4 hours
- Charge: \$500/head
- Age: 14+
- Capacity: 8 pax
- Language: Cantonese, English
- Registration: <https://www.loupe.com.hk/tc/workshop>

www.loupe.com.hk

Loupe

*Workshop information is subject to change without prior notice.
Please contact the host directly for the latest details.

Loupe

Traditional Silversmith Ring Workshop

傳統工藝銀戒指工作坊

2022.01.30 (Sun)

2:00 - 6:00 PM

Instructor 導師：Chan Wing Long

H410, Block B, PMQ, 35 Aberdeen street,
Central, Hong Kong

T (852) 2623 2272
E enquiry@loupe.com.hk



The workshop will teach how to make a diamond shape like a ring with resin and colourful crystals, freshwater pearl and Zirconia. Participants will also learn some basic jewellery making skills such as how to set the stone and adjust the ring size.

參加者將會學習如何用樹脂配搭不同顏色的水晶、人造水鑽、淡水珍珠配件來製作戒指。參加者除了可以自由選擇喜歡的配搭，亦將會學到一些基礎珠寶技巧，例如鑲石技巧及調節戒指尺寸。

- Duration: 1.5 hours
- Charge: \$450/head
- Age: 14+
- Capacity: 6 pax
- Language: Cantonese, English
- Registration: <https://www.loupe.com.hk/tc/workshop>

Curiosity Kids STEM Classes

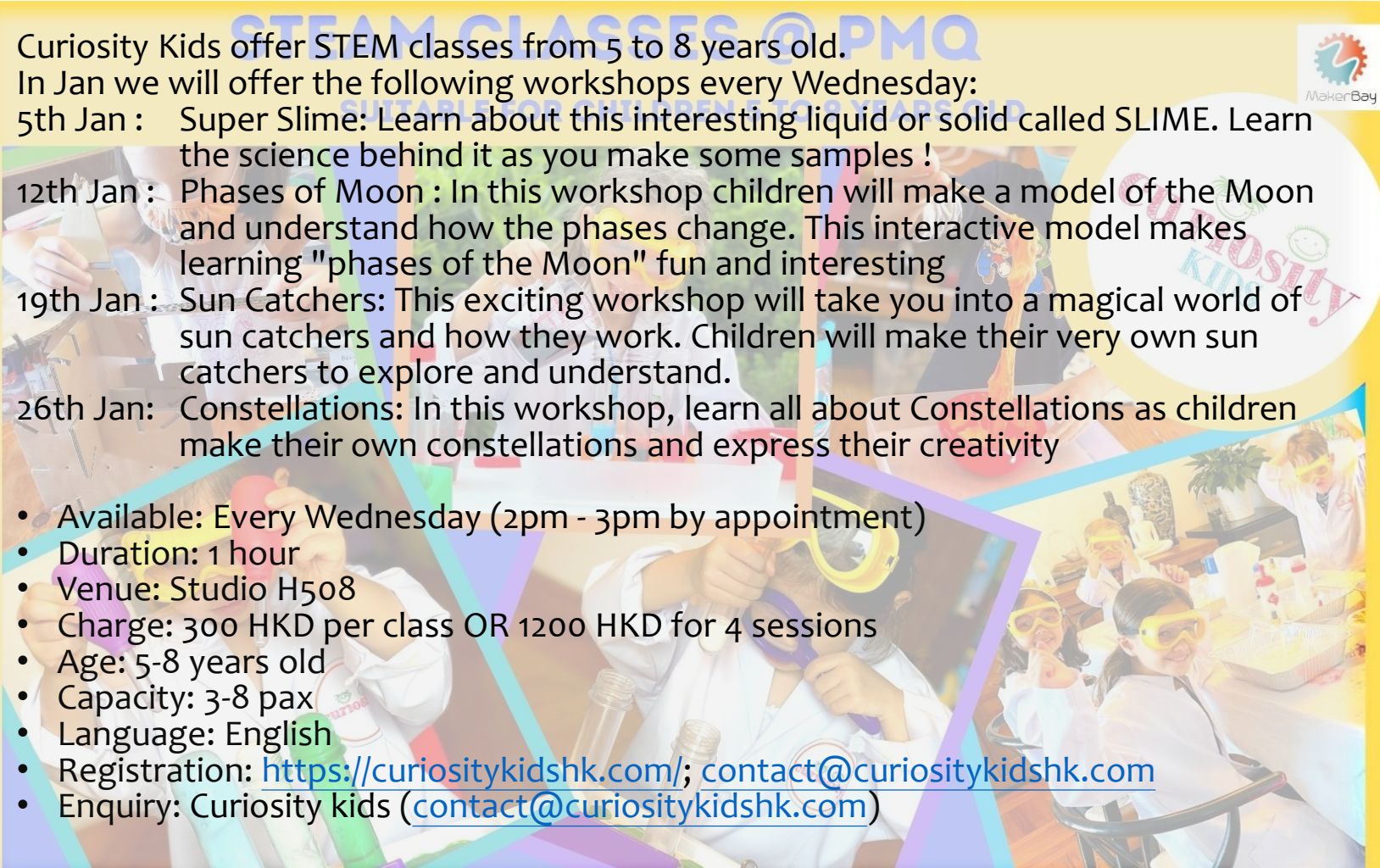


Curiosity Kids offer STEM classes from 5 to 8 years old.

In Jan we will offer the following workshops every Wednesday:

- 5th Jan : Super Slime: Learn about this interesting liquid or solid called SLIME. Learn the science behind it as you make some samples !
- 12th Jan : Phases of Moon : In this workshop children will make a model of the Moon and understand how the phases change. This interactive model makes learning "phases of the Moon" fun and interesting
- 19th Jan : Sun Catchers: This exciting workshop will take you into a magical world of sun catchers and how they work. Children will make their very own sun catchers to explore and understand.
- 26th Jan: Constellations: In this workshop, learn all about Constellations as children make their own constellations and express their creativity

- Available: Every Wednesday (2pm - 3pm by appointment)
- Duration: 1 hour
- Venue: Studio H508
- Charge: 300 HKD per class OR 1200 HKD for 4 sessions
- Age: 5-8 years old
- Capacity: 3-8 pax
- Language: English
- Registration: <https://curiositykidshk.com/>; contact@curiositykidshk.com
- Enquiry: Curiosity kids (contact@curiositykidshk.com)



Fabric Design and Creative Sewing Classes



Fabric design and Sewing activities encourages children to make imaginative and expressive use of materials for designing and inventing and to model their own designs. At this Stage their hand sewing skills are strengthened starting from the basics. This will help them prepare for doing projects on the sewing machine at later stage.

- Available: Every Saturday 2pm - 3pm or 3.15pm 4.30pm (by appointment)
- Duration: 1 hour
- Venue: Studio H508
- Charge: HKD\$240
- Age: 6+
- Capacity: 2 - 6 pax
- Language: English
- Registration: <http://fabricart-hk.com/>; contact@fabricart-hk.com / 9281 5290
- Enquiry: Fabric Art (9281 5290 / contact@fabricart-hk.com)

