

# 慢活

# 樂

@元創方

CREATIVE WORKSHOP  
SERIES@PMQ







H406 Miss Something Knit

January 2024

\*Workshop information is subject to change without prior notice.  
Please contact the host directly for the latest details.

## Velvet Giant Doughnut Cushion – Hand Crochet Workshop

### 手織絲絨冬甩抱枕工作坊



Knitting and crochet is not limited for girls! See, boys and mother can also enjoy this hand knitting giant doughnut as well. Why don't you try our doughnut workshop as well as making a new decoration for your home with this lovely doughnut? Come and join us in our PMQ workshop and get ready for a special gift for your beloved one~

\*Yarn : Yarn-a Velvet Giant Yarn x 1 piece (your own choice of colour)

\*Every piece of yarn can make 2pcs of Small Size Doughnut or 1pc of Large Size Doughnut

以為編織只是女孩子嗜好？當然不是了，靈感一來，男孩子都一樣可以鉤織出大大個冬甩抱枕！作為親子活動又得，順道為屋企添置新裝飾亦可。看看這兩個個男孩子一樣玩得好開心，媽媽又可以一齊享受親子時光。還等甚麼，趕快來帶這個大大的冬甩回家吧！

\*工作坊費用已包括 2小時速成班課程學費、指定韓國材料 Yarn-a Velvet Giant Yarn 一個 (可自選顏色)。

\*每份材料可以製作兩個細碼冬甩抱枕 細碼尺寸：約直徑 30cm 大碼尺寸：約直徑 45-50cm (實際尺寸可能因個人手勢而異，所需材料用量也可能相應變化)

- Available: Every day 1pm-8pm (by appointment)
- Duration: 2 hours
- Venue: Studio H406
- Charge: \$1,000 / person (One-on-One Class) | \$800 / person (2 people per class)  
\$700 / person (3 people per class) | \$600 / person (4-6 people per class)
- Age: kid aged 5+
- Capacity: 1-10 pax
- Language: Cantonese, Mandarin, English
- Registration: +852 6936 2686 / [misssomethingknit@gmail.com](mailto:misssomethingknit@gmail.com)
- Enquiry: Kimi Leung (6396 2686/ [misssomethingknit@gmail.com](mailto:misssomethingknit@gmail.com))



# NEW

H110-112 Tamiya Plamodel Factory

January 2024

\*Workshop information is subject to change without prior notice.  
Please contact the host directly for the latest details.



## Tamiya Mini 4WD STEM Workshop 田宮迷你四驅車STEM工作坊



The Tamiya Mini 4WD can be considered one of the most famous model cars of the 70s and 90s. Nowadays, the Mini 4WD has fulfilled its legendary mission and become a very practical platform for children to learn science through understanding the mechanical structure of gears, motor, battery power unit and hands-on assembly. The objective of this workshop is to complete a mini four-wheel drive car and learn about the mechanical structure of each part; after completion, you can experience it freely on the race track set up in the venue. Adults can relive their memories and children can have fun.

田宮迷你四驅車可算是70至90年代最著名的組裝汽車模型之一。如今，迷你四驅車履行了其傳奇的使命，並通過了解齒輪、馬達、電池電源組件的機械結構和動手組裝，成為兒童科普學習非常實用的平台。是次內容以完成一輛迷你四驅車為目標，並認識各部分的機械結構；完成後可於場地內設置的賽道自由體驗。大人可以重拾回憶，小朋友可以寓教於樂。


- Available: Every Sunday 2pm – 4pm (by appointment)
- Duration: 2 hours
- Venue: Studio H110-112
- Charge: \$480 per person
- Age: kid aged 4+ with 1 parent
- Capacity: 1-5 pax
- Language: Cantonese, Mandarin, English
- Registration: <https://stem.tamiya.hk/pmqr/>
- Enquiry: Tamiya Plamodel Factory - Tamiya STEM Project (2384 0005/ cs@stem.tamiya.hk)





## Parent-child Design and Print Workshop 即畫即印 Tote Bag 親子工作坊

\*Workshop information is subject to change without prior notice.  
Please contact the host directly for the latest details.



Participants can choose their favorite paintings from several paintings created by Ayes' designer. Then they can color it and create their own work. We will print the children's work on a tote bag. Children can not only show their creativity, and also make their own bags.

參加者可以從數款Ayes設計師創作的繪畫，挑選自己喜歡的畫作進行填色。之後我們會將小朋友的作品即場印刷，印成tote bag。小朋友不但可以發揮創意小宇宙，更可以製作獨一無二的袋子。

- Available: Every Saturday 1pm-2:30pm , 3:30pm -5pm (by appointment)
- Duration: 1.5 hours
- Venue: Studio S201
- Charge: \$280/ 1kid and 1adult
- Age: kid aged 4+ with 1 parent
- Capacity: 3-4 pax
- Language: Cantonese
- Registration: <https://forms.gle/QBezSjWBGmZdv9YB6>
- Enquiry: Kevin (5344 4620/ info@ayeshk.com)



phenotypsetter.

## Upcycling Denim - Print Your Scarf

### 升級牛 - 圍巾自己印

\*Workshop information is subject to change without prior notice.  
Please contact the host directly for the latest details.



Experience craft making! Upcycling denim / cotton scraps into scarf with fringe and print! Fabric will be supplied together with paints of basic colours, patterns, tools, etc. for you to design and print your own favourite prints and slogans on the scarf. Our instructor will suggest the design direction and teach the basic skills too. Let your creativity flow!

*\*Remarks: For all ages. Not required to have any clothes making skills and experience. For kids, it's required to be aged 6 or above. An accompanying adult is recommended for kids aged 6-7.*

體驗製作！升級閒置牛仔/棉布成為印花流蘇圍巾。工作坊導師提供設計建議、布料、圖案、基本色顏料及工具，並教授簡單技巧，讓大家可各自發揮創意，在圍巾上繪畫/印製喜愛的圖案及標語！

*\*註：毋需服裝製作相關經驗，適合不同年齡。小童須6歲或以上；6-7歲小童建議一名成人陪同。*

- Available: Date of customer's choice. 客人自選日期 (by appointment only)
- Duration: 1 hour
- Venue: Studio S203
- Charge: \$380 per person
- Age: All ages
- Capacity: 4 pax
- Language: Cantonese, English
- Registration: [www.phenotypsetter.com](http://www.phenotypsetter.com) / 94426203 (whatsapp only)  
<https://phenotypsetter.com/collections/all/workshop>
- Enquiry: Jane Ng (93000391 / jane@phenotypsetter.com)



## Upcycling Denim Workshop 升級再造老牛工作坊

\*Workshop information is subject to change without prior notice.  
Please contact the host directly for the latest details.



Experience craft making! All you need is a pair of used jeans and upcycle it to become a cool denim apron, a totebag or a hat. Our instructor will suggest the design direction and provide you basic tailoring pattern and trims, and teach the basic skills of cutting and sewing, allowing you to finish the work within the workshop.

內容：體驗製作！只需一條舊牛仔褲，即可升級為一件老牛工作圍裙、文化包或帽子。工作坊導師建議設計方向，提供基本紙樣及輔料，並教授簡單裁剪縫紉技巧，讓參與者即堂完成作品。

*\*Remarks: For age 18 or above. Not required to have any clothes making skills and experience. Please bring your own pair of jeans, loose fitting as suggested, to the workshop. The finished apron size is subject to the size of the jeans.*

- Available: Date of customer's choice. 客人自選日期 (11:00-20:00 by appointment)
- Duration: 2.5 hours
- Venue: Studio S203
- Charge: \$400 - 500 per person
- Capacity: 1-2 pax
- Language: Cantonese, English
- Registration: <https://phenotypsetter.com/products/upcycled-denim-apron-workshop>
- Enquiry: Jane (93000391 / jane@phenotypsetter.com)



phenotypsetter.

## Denim Bucket Hat - Decoration Workshop

### 牛仔漁夫帽 - 裝飾工作坊



A denim bucket hat will be supplied together with paints of basic colours, needle/thread, safety pins and woven tape, etc for you to design and decorate your hat. Our instructor will suggest the design direction and teach the basic skills, allowing you to finish the hat within the workshop.

*\*Remarks: For age 12 or above. Not required to have any clothes making skills and experience.*

工作坊會提供一頂牛仔漁夫帽 (size F)、基本色顏料、針線、扣針、織帶等裝飾，參與者即可裝飾成喜愛的設計。工作坊導師建議設計方向，並教授簡單技巧，讓參與者即堂完成作品。

*\*註：適合12歲或以上。毋需服裝製作相關經驗。*

- Available: Date of customer's choice. 客人自選日期 (11:00-20:00 by appointment)
- Duration: 1.5 hours
- Venue: Studio S203
- Charge: \$450 per person
- Capacity: 1-2 pax
- Language: Cantonese
- Registration: <https://phenotypsetter.com/collections/all/workshop>
- Enquiry: J. Ng (93000391 / jane@phenotypsetter.com)



## Upcycling Denim Bucket Hat - Making Workshop

### 牛仔漁夫帽 - 製作工作坊



Experience craft making! All you need is a pair of used jeans and upcycle to become a cool denim bucket hat. Basic paper pattern, lining fabric, paints of basic colour, needle/thread and trims would be provided. Our instructor will suggest the design direction and teach the basic skills of making, allowing you to do the cutting and sewing yourself and finish the hat within the workshop.

\*Remarks: For age 18 or above. It's required to have basic skills of operating sewing machine. Please bring your pair of jeans (better be loose fitting), as suggested, to the workshop. The finished hat is subject to the condition of the jeans.

體驗製作！只需一條舊牛仔褲，即可升級為一頂牛仔漁夫帽。工作坊會提供基本紙樣、裡布、基本色顏料、針線及輔料等。工作坊導師建議設計方向，並教授簡單技巧，參與者在堂上裁剪及車縫，完成作品。\*註：適合18歲或以上。需具衣車操作經驗。參與者自備牛仔褲一條（建議潤身）。完成模樣視乎牛仔褲而定。

- Available: Date of customer's choice. 客人自選日期 (11:00-20:00 by appointment)
- Duration: 3 hours
- Venue: Studio S203
- Charge: \$560 per person
- Capacity: 1-2 pax
- Language: Cantonese
- Registration: <https://phenotypsetter.com/collections/all/workshop>
- Enquiry: J. Ng (93000391 / jane@phenotypsetter.com)





S204 A Studio

January 2024

\*Workshop information is subject to change without prior notice.  
Please contact the host directly for the latest details.

## Botanical Printing (Cochineal Dye) 植物印染 (胭脂蟲染)



Botanical Printing, also known as Eco-printing, is a common printing technique around Europe, America, and Australia. It is a technique that uses high temperature and pressure to release the natural colouring in plants. The way of arranging the plants on the fabric before steaming, will create different results every time and create beautiful pictures. We will provide plants that we have tested to give vivid colour after steaming for students to create their product, the plants include Eucalyptus, Roses' leaves, Pinus massoniana, onion skins, etc. And we also encourage students to bring along plants they found in nature or up-cycled plants to the studio and test the result of using those materials through the workshop.

植物印染又稱餘孽花葉印染、天然植物印染，是流行於歐美及澳洲的天然印染技術。透過高溫蒸煮和壓迫捆綁的技巧把不同植物中的天然色彩釋放出來，並轉印到布料上型成優美的圖案。我們會提供經過試驗找到的蒸煮後顏色比較鮮豔的植物，如尤加利葉、玫瑰葉、馬尾松、洋蔥皮等給學生創作作品，當然我們亦歡迎學生帶備自己於大自然或環保回收到的植物材料到工作坊創作和試驗。

- Available: Every day (11am-2pm / 2:30pm-5:30pm / 6:30pm - 9:30pm – by appointment)
- Duration: 3 hours
- Venue: Studio S204 (Inside Studio)
- Charge: \$ 780 (Include all material)
- Age: All age
- Capacity: 2-20 pax
- Language: Cantonese, Mandarin, English
- Registration: <https://yeungchin.com/collections/a-studio-x-yc-fashion-cyanotype-workshop>
- Enquiry: YC (6765 5294 / astudio406@gmail.com )





## Botanical Printed Scarf 植物印染圍巾

\*Workshop information is subject to change without prior notice.  
Please contact the host directly for the latest details.



Botanical Printing, also known as Eco-printing, is a common printing technique around Europe, America, and Australia. It is a technique that uses high temperature and pressure to release the natural colouring in plants. The way of arranging the plants on the fabric before steaming, will create in different results every time and create beautiful pictures. We will provide plants that we have tested to gives vivid colour after steaming for students to create their product, the plants includes Eucalyptus, Roses' leaves, Pinus massoniana, onion skins, etc. And we also encourage students to bring along plants they found in nature or up-cycled plants to the studio and test the result of using those materials through the workshop. Duration: within 3 hours (included one hour of steaming)

植物印染又稱花葉印染、天然植物印染，是流行於歐美及澳洲的天然印染技術。透過高溫蒸煮和壓迫捆綁的技巧把不同植物中的天然色彩釋放出來，並轉印到布料上型成優美的圖案。我們會提供經過試驗找到的蒸煮後顏色比較鮮豔的植物，如尤加利葉、玫瑰葉、馬尾松、洋蔥皮等給學生創作作品，當然我們亦歡迎學生帶備自己於大自然或環保回收到的植物材料到工作坊創作和試驗。

製作所需時間: 3 小時內 (當中包括一小時的煮染時間)

Fabric: 100% Wool / Silk Size: free size

- Available: Every day (11am-2pm / 2:30pm-5:30pm / 6:30pm - 9:30pm – by appointment)
- Duration: 3 hours
- Venue: Studio S204 (Zoom Live available)
- Charge: \$ 680 (\$580 per person for two people joining together)
- Age: 3+
- Capacity: 2-8 pax
- Language: Cantonese, Mandarin, English
- Registration: <https://yeungchin.com/collections/a-studio-x-yc-fashion-cyanotype-workshop/products/botanical-printing-scarf-workshop>
- Enquiry: YC (6765 5294 / astudio406@gmail.com)



## Botanical Printed T-shirt 植物印染 T-shirt



Botanical Printing, also known as Eco-printing, is a common printing technique around Europe, America, and Australia. It is a technique that uses high temperature and pressure to release the natural colouring in plants. The way of arranging the plants on the fabric before steaming, will create in different results every time and create beautiful pictures. We will provide plants that we have tested to gives vivid colour after steaming for students to create their product, the plants includes Eucalyptus, Roses' leaves, Pinus massoniana, onion skins, etc. And we also encourage students to bring along plants they found in nature or up-cycled plants to the studio and test the result of using those materials through the workshop.

植物印染又稱花葉印染、天然植物印染，是流行於歐美及澳洲的天然印染技術。透過高溫蒸煮和壓迫捆綁的技巧把不同植物中的天然色彩釋放出來，並轉印到布料上型成優美的圖案。我們會提供經過試驗找到的蒸煮後顏色比較鮮豔的植物，如尤加利葉、玫瑰葉、馬尾松、洋蔥皮等給學生創作作品，當然我們亦歡迎學生帶備自己於大自然或環保回收到的植物材料到工作坊創作和試驗。

- Available: Every day (11am-2pm / 2:30pm-5:30pm / 6:30pm - 9:30pm – by appointment)
- Duration: 3 hours
- Venue: Studio S204 (Zoom Live available)
- Charge: \$ 580 (\$480 per person for two people join together)
- Age: 3+
- Capacity: 2-8 pax
- Language: Cantonese, Mandarin, English
- Registration: <https://yeungchin.com/collections/a-studio-x-yc-fashion-cyanotype-workshop/products/%E6%A4%8D%E7%89%A9%E5%8D%B0%E6%9F%93-t-shirt-botanical-printed-t-shirt-level-1>
- Enquiry: YC (6765 5294 / astudio406@gmail.com )





# Cyanotype Printed Post Card Workshop

## 藍曬名片

\*Workshop information is subject to change without prior notice.  
Please contact the host directly for the latest details.

Cyanotype printing postcard A5 size, 5 pieces The technique of Cyanotype Print was invented in 1842 by the astronomer John Herschel. He used chemicals to photocopy the negative films in to a blue and white picture. A studio is incorporating this technique and textile art to create different type of products, while gratefully introducing it to everyone in a form of workshops.

藍曬源於1842年，天文學家**John Herschel**透過鐵鹽與接觸曬像的化學反應令負片影像的主體變白、背景變藍。A studio 把這一項實驗藝術和技巧配合不同的布藝，用藍曬做成不同成品並以工作坊的型式介紹給大家。製作所需時間: 1.5 小時

- Available: Every day (11am-2pm / 2:30pm-5:30pm / 6:30pm - 9:30pm - by appointment)
- Duration: 1.5 hours
- Venue: Studio S204 (Zoom Live available)
- Charge: \$320
- Age: 3+
- Capacity: 2-8 pax
- Language: Cantonese, Mandarin, English
- Registration: <https://yeungchin.com/collections/a-studio-x-yc-fashion-cyanotype-workshop/products/post-card-%E5%90%8D%E4%BF%A1%E7%89%87>
- Enquiry: Yeung Chin (6765 5294 / astudio406@gmail.com )





## Cyanotype Printed T-Shirt or Tote Bag Workshop

### 藍曬T恤/ 文青袋



Cyanotype printing tote bag The technique of Cyanotype Print was invented in 1842 by the astronomer John Herschel. He used chemicals to photocopy the negative films in to a blue and white picture. A studio is incorporating this technique and textile art to create different type of products, while gratefully introducing it to everyone in a form of workshops.

藍曬源於1842年，天文學家**John Herschel**透過鐵鹽與接觸曬像的化學反應令負片影像的主體變白、背景變藍。A studio 把這一項實驗藝術和技巧配合不同的布藝，用藍曬做成不同成品並以工作坊的型式介紹給大家。製作所需時間:1.5 小時

- Available: Every day (11am-2pm / 2:30pm-5:30pm / 6:30pm - 9:30pm - by appointment)
- Duration: 3 hours
- Venue: Studio S204 (Zoom Live available)
- Charge: \$530
- Age: 3+
- Capacity: 2-8 pax
- Language: Cantonese, Mandarin, English
- Registration: <https://yeungchin.com/collections/a-studio-x-yc-fashion-cyanotype-workshop/products/tote-bag-%E6%96%87%E9%9D%92%E8%A2%8B-workshop>
- Enquiry: Yeung Chin (6765 5294 / astudio406@gmail.com )





## Wool Felting Workshop

### 羊毛氈工作坊



Homemade wool felt course. When it comes to felt technology, it is an environmentally friendly and natural garment technology.

Advantages included: Eco-friendly sewing skill, Zero environmental loss, Zero fabric waste

Have you ever thought of using felt technology to design your own unique scarf or clothes? In this course, students can not only learn the process of making wool felt but also freely choose different colors of wool to design a natural and unique scarf and bag.

還可以自由選擇不同顏色的羊毛，去設計一條天然而且獨有的圍巾。是次課程，學生可以學習製作羊毛氈過程之餘，有否想過利用毛氈技術，設計出屬於自己獨有的圍巾或衣服？自製羊毛氈課程。說到毛氈技術，是一種環保而且天然的製衣技術。當中包括 - 環保編織衣 - 環境零損耗 - 面料零浪費

- Available: Every day (11am -1pm , 1:30-4:30pm , 7-10pm - by appointment)
- Duration: 3 hours
- Venue: Studio S204
- Charge: Felt Bag \$ 680 Nuno felt scarf \$980 Wool felt Scarf \$ 1680
- Age: 4+
- Capacity: 2-4 pax
- Language: Cantonese, Mandarin, English
- Registration: <https://yeungchin.com/collections/a-studio-x-yc-fashion-cyanotype-workshop>
- Enquiry: Yeung Chin (6765 5294 / astudio406@gmail.com )



# CYMASCOPE

## 純錫聲波碟工作坊

\*Workshop information is subject to change without prior notice.  
 Please contact the host directly for the latest details.



From rhythms to shapes, there are more messages behind sounds. Transforming cymascope into geometric patterns, sound is also a way to convey sentiments. In CYMASCOPE workshop, you will make a beautiful piece of sounds. Made of pure tin, can be used as an incense holder or multi-purpose plate.

音流學以視覺呈現聲音；不但是旋律，聲音更能轉釋為圖案，傳遞背後的訊息。聲波透過不同頻率的振動，水或細沙則能夠在平面上產生各種幾何圖案。聲音，是情感表現的方式之一。CymaScope把音階中的七個音節轉化為圖案；像摩斯密碼一樣，拼湊成不同的字句、樂章。CymaScope，製作聲音的萬花筒。

- Available: Every Thursday & Saturday (1:00pm – 3:00pm / 4:00pm – 6:00pm / 5:00pm – 7:00pm / 6:00pm – 8:00pm)
- Duration: 2 hours
- Venue: Studio S212
- Charge: \$450/head
- Capacity: max. 4 pax
- Language: Cantonese
- Registration: <https://www.playbackconcept.com/cymascope-workshop>
- Enquiry: Playback Concept (52818395 / playbackhandmade@gmail.com)

MIDDLE C

C#

D#

E#

F#





## Silver Bracelets Workshop 情侶銀手鐲工作坊

\*Workshop information is subject to change without prior notice.  
Please contact the host directly for the latest details.



- Hand-crafting a silver bracelet from a silver stick
- Can choose different thickness and width of the bracelets
- Hand-stamping engraving of letters and number on your work
- Polishing and final retouching by tutor
- Different options for finishing: Mirror-finished / Matte-finished / Oxidized

**Material:** Sterling Silver

**Free engraving:** Hand-stamping done by you

**Suitable for:** Beginners without craft experience

\*Get your bracelets at the end of lesson

- 基本銀匠工具認識
- 設計出理想的手鐲粗幼及闊度
- 在手鐲上敲出不同的紋理並槌上字母或句子
- 敲打出手鐲的形狀及打磨
- 由導師進行拋光
- 可按需要進行舊化染色處理

**材質：**925純銀 (Sterling Silver)

**製成品：**所有款式都可製作成光面 / 霧面 / 灰黑色舊化效果

**刻字：**工作坊現場刻字是人手打字印，課堂中會教授技巧，由你親手打上

**適合：**對手工藝有興趣 / 想親手做禮物，無需金工經驗

\*即日完成 課堂完結時可取

- Available: Every weekend (12:00nn – 3:00pm / 4:30pm – 7:30pm)
- Duration: 3 hours
- Venue: Studio S212
- Charge: \$1200 for single piece (Limited to 1 participant) ; \$1900 for 2 pieces (1-2 participants)
- Capacity: 2 - 4 pax
- Language: Cantonese, Mandarin
- Registration: <https://www.playbackconcept.com/jewellery-workshop>
- Enquiry: Playback Concept (52818395 / playbackhandmade@gmail.com)



## DRIFTWOOD Bracelet Workshop 漂流木情侶手鈎工作坊

\*Workshop information is subject to change without prior notice.  
Please contact the host directly for the latest details.

Driftwood Bracelet Workshop 3 hours (Finish and get it at the end of lesson)

Materials: Copper, Sterling Silver

Suitable: For beginners without any craft experience

關於設計：將純白的銀以紅銅覆蓋焊接成圓形的漂流木情侶手鈎，按想要的深度角度切角展露手鈎內部的銀，象徵彼此內心永遠也相連著。(即日完成 課堂完結時可取)

材質：銅、925銀

適合：對手工藝有興趣 / 想親手做禮物，無任何金工經驗亦可

- Available: Every Saturday & Sunday (12:00nn – 3:00pm / 4:30pm – 7:30pm )
- Duration: 3 hours
- Venue: Studio S212
- Charge: \$1600 for single piece / \$2800 for a pair
- Capacity: 2 - 4 pax
- Language: Cantonese
- Registration: <https://www.playbackconcept.com/driftwood>
- Enquiry: Playback Concept (52818395 / playbackhandmade@gmail.com)





## Pure Tin Plate Workshop 純錫食器工作坊

\*Workshop information is subject to change without prior notice.  
Please contact the host directly for the latest details.



Pure Tin can absorb odours and remove impurities. The combination of gourmet and a nicely handcrafted plate, is an uplift of food enjoyment.

Content:

- Hammering of patterns on the plate
- Shaping of the plate
- Around 10cm diameter for the finished plate

錫有吸附雜質異味，淨化抑菌、保鮮的作用。美食與美器相互配合，造就味覺與視覺的享受，賦予生活的意義。用來擺放精緻甜品最合適不過。

內容：

- 搥上喜歡的紋理
- 將錫片壓成淺碟形狀
- 製成品尺寸為直徑約10cm

- Available: Available on every Tue to Sun [Mondays off] (1-3pm / 4-6pm / 5-7pm / 6-8pm)
- Duration: 2 hours
- Venue: Studio S212
- Charge: \$490
- Target age: 12+
- Capacity: 2 - 8 pax
- Language: Cantonese, Mandarin, English
- Registration: <https://www.playbackconcept.com/forging-workshop>
- Enquiry: Playback Concept (52818395 / playbackhandmade@gmail.com)





## PERFECTLY IMPERFECT Bracelet Workshop 木目金手鈎工作坊

\*Workshop information is subject to change without prior notice.  
Please contact the host directly for the latest details.



PERFECTLY IMPERFECT Bracelet Workshop 3 hours (Finish and get it at the end of lesson)

Materials: Mokume Gane, Sterling Silver / Suitable: For beginners without any craft experience

我們都是由過去所有快樂與失望與遺憾累積而成，沒有人是完美，唯有彼此接受對方的缺憾與經歷，才能造就個更完整的關係。來自日本傳統金工工藝製作而成的木目金(Mokume Gane)由不同色彩的金屬一層層交疊鍛造而成。從零一步步累積的不朽金屬木紋象徵著二人的經歷。我們既相似，但更不同，在相遇一刻將彼此的故事連接成為往後更完整的人生，你的空白就由我來填寫。

關於設計：將木目金的年輪、純白的銀，按想要的比例切割成兩份，再交換焊接成為一對，象徵著彼此不可分割、互相唯一的部分。工作坊會教授焊接、打磨、拋光等金工技巧，需時3小時內，適合初學者參加。

刻字：工作坊現場刻字是人手打字印，課堂中會教授技巧，由你親手打上 / 材質：木目金、925銀

- Available: Every Saturday & Sunday (12:00nn – 3:00pm / 4:30pm – 7:30pm)
- Duration: 3 hours
- Venue: Studio S212
- Charge: \$1500/person
- Capacity: 2 - 4 pax
- Language: Cantonese, Mandarin
- Registration: <https://www.playbackconcept.com/perfectly-imperfect-rings-workshop>
- Enquiry: Playback Concept (52818395 / playbackhandmade@gmail.com)





## Cheongsam Collar Workshop

### 長衫領製作班

\*Workshop information is subject to change without prior notice.  
Please contact the host directly for the latest details.



The cheongsam collar is an essential part of the traditional cheongsam. This cheongsam collar-making class teaches students the traditional cheongsam collar hand-sewing technique. The collars created by the participants can be worn with everyday clothes. It is especially refreshing to add cheongsam characteristics to everyday clothing.

長衫領是傳統長衫的重要元素，導師將於此工作坊教授製作傳統長衫領的手縫技術。參加者親自製作的長衫領可配襯日常便服，為常服加上長衫特色，增添新鮮感。

- Available: Every Wednesdays, Fridays, Weekends (10:30am – 6:00pm by appointment)
- Duration: 1.5 hours
- Venue: Studio S302 & Verandah
- Charge: \$680/participant
- Age: Aged 8+
- Capacity: 3-8 pax
- Language: Cantonese, Mandarin, English
- Registration: 31138138 (WhatsApp/Call) & [forachange@cammiechanceongsam.com](mailto:forachange@cammiechanceongsam.com)
- Enquiry: Ms Jessica Lau (3113 8138/ [forachange@cammiechanceongsam.com](mailto:forachange@cammiechanceongsam.com))





## Cheongsam Knot Button Workshop

### 長衫花鈕製作班

\*Workshop information is subject to change without prior notice.  
Please contact the host directly for the latest details.


The Chinese Knot Button, also known as the Frog Button, was invented by the Han nationality to fasten clothing or decorate cheongsams. Their patterns are divided into three types: simple straight knots, flowery knots, and pipa knots. There are also various shapes being used, which usually have a picturesque name representing their image. Participants will learn to make paste and knot button outlines, then coil them into knot button patterns to create knot buttons of their own style.

花鈕，又稱盤扣，由漢族發明，用來固定衣襟或作裝飾長衫之用。花樣主要分為三大類，包括一字扣、花扣和琵琶扣，而款式也種類豐富，除了最常見的植物之外，還有動物及文字等型態。參加者將學習製作花鈕裱條及打漿糊，盤制成所選樣式，造出個人風格的花鈕。

- Available: Every Tuesdays, Wednesdays, Fridays, Weekends (10:30am – 6:00pm by appointment)
- Duration: 2 hours
- Venue: Studio S302 Verandah
- Charge: \$680/person (including materials)
- Age: aged 8-12 with 1 parent or aged 12+
- Capacity: 3-8 pax
- Language: Cantonese, Mandarin, English
- Registration: 31138138 (WhatsApp/Call) & [forachange@cammiechanceongsam.com](mailto:forachange@cammiechanceongsam.com)
- Enquiry: Ms Jessica Lau (3113 8138/ [forachange@cammiechanceongsam.com](mailto:forachange@cammiechanceongsam.com))







## Cheongsam Art Craft Workshop

### 長衫小手作工作坊

\*Workshop information is subject to change without prior notice.  
Please contact the host directly for the latest details.



Design your own Cheongsam Art Craft Hanging Ornament with our hands-on workshop. Choose fabric and accessories, create patterns on a cheongsam cardboard, and craft a unique masterpiece. With expert guidance, learn cutting, folding, and assembly techniques. Personalize your creation with embellishments of your choice. Take home a symbol of your creativity and love for the cheongsam.

設計您自己心目中的長衫掛飾。選擇不同布料和配飾，在長衫模紙上創建圖案和花紋，打造獨特的藝術品。個性化您的作品，加入您喜歡的裝飾品，帶著這個像徵創作和對長衫熱愛的作品回家。

- Available: Every day (12:00nn – 7:00pm by appointment)
- Duration: 45 mins
- Venue: Studio S302 Verandah
- Charge: HKD 250/person (including material)
- Age: aged 2+
- Capacity: 1-8 pax
- Language: Cantonese, Mandarin, English
- Registration: 31138138 (WhatsApp/Call) & [forachange@cammiechanceongsam.com](mailto:forachange@cammiechanceongsam.com)
- Enquiry: Ms Jessica Lau (3113 8138/ [forachange@cammiechanceongsam.com](mailto:forachange@cammiechanceongsam.com))





## Herbarium Diffuser Workshop

### 標本花草擴香瓶工作坊

\*Workshop information is subject to change without prior notice.  
Please contact the host directly for the latest details.



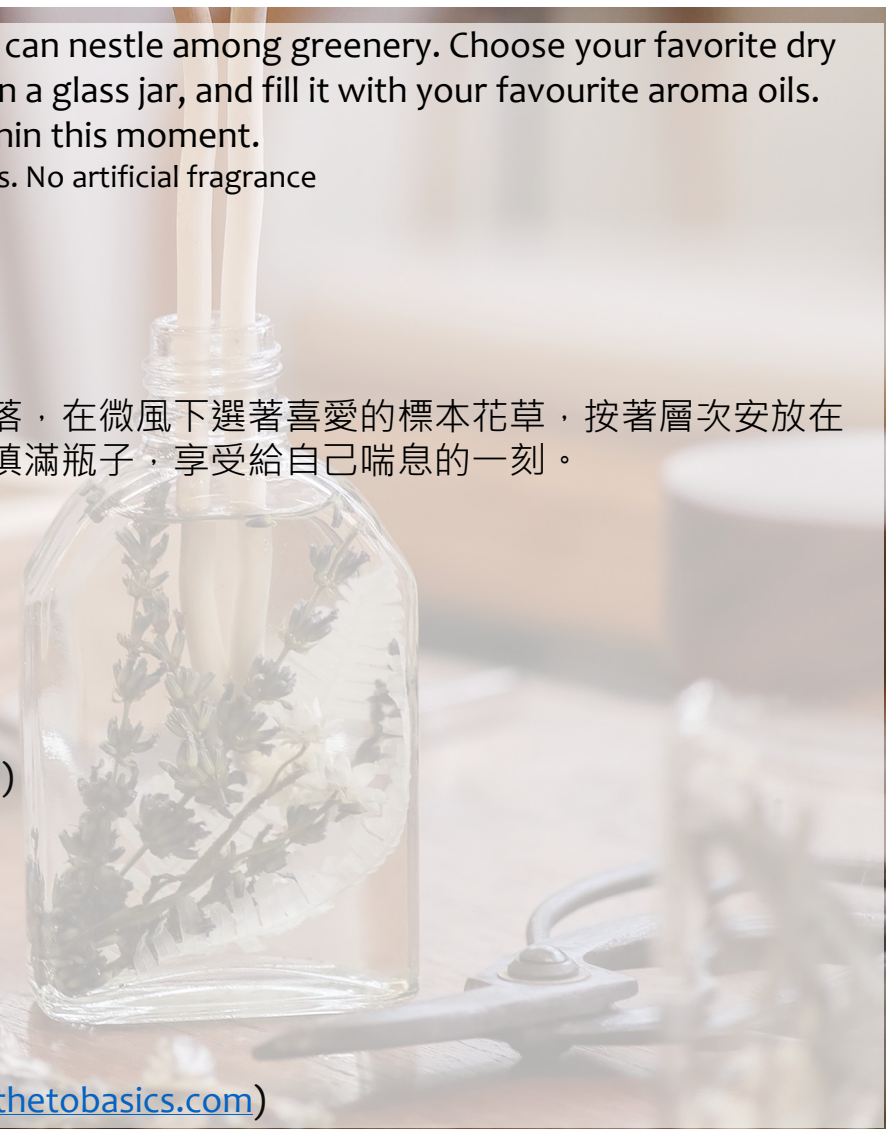
Take some time for yourself at a spot where you can nestle among greenery. Choose your favorite dry flowers or herbs, lay them on top of each other in a glass jar, and fill it with your favourite aroma oils. Let its scent permeate the air and find peace within this moment.

- Aroma oil scented with natural pure essential oil blends. No artificial fragrance
- Seasonal dry flowers and herbs
- create your own Herbarium Diffuser
- Enjoy the workshop at our corner among greenery
- 45 mins DIY session. Available daily

給自己留一點時間，安坐在充滿綠色植物的角落，在微風下選著喜愛的標本花草，按著層次安放在玻璃瓶裡，慢慢把情有獨鍾的精油擴香油好好填滿瓶子，享受給自己喘息的一刻。

- 六款獨家純精油調香擴香油，不含人造香精
  - 多達十多種乾燥花材
  - 製作獨一無二的花草標本擺飾
  - 於PMQ門店 植物大廳製作
  - 每節45分鐘，可一至二人製作，無需預約
- #自助工作坊 #精油擴香 #花草放題

- Available: Every day (no need book in advance)
- Duration: 45 mins per session
- Venue: Studio S403 verandah
- Charge: \$388
- Age: 12+
- Capacity: 2 pax
- Language: Cantonese, Mandarin, English
- Registration: Walk in
- Enquiry: Bathe to Basics (2858 8135 / [info@bathetobasics.com](mailto:info@bathetobasics.com))





## Engraved Tile Coloring Workshop

### 麻雀上色工作坊

\*Workshop information is subject to change without prior notice.  
Please contact the host directly for the latest details.



This workshop aims to broaden participants' understanding of the traditional craft of coloring hand-carved Mahjong tiles. The instructor will teach techniques for coloring Mahjong tiles, and each participant will have the opportunity to choose two tiles from Glocal Mahjong's letter and flower tiles to color, creating their own unique Mahjong tiles. While practicing coloring techniques, participants will also experience the pleasure of traditional handmade crafts.\*Remarks: For all ages. Not required to have any clothes making skills and experience. For kids, it's required to be aged 6 or above. An accompanying adult is recommended for kids aged 6-7.

這個工作坊是一次擴闊學員對傳統手雕麻將上色這門工藝的認識，導師會教授麻雀牌上色的技巧，每位學員可從Glocal Mahjong的字母及花卉麻雀牌選擇兩隻麻雀牌上色，創造獨一無二的麻雀牌製成品，實習上色技巧的同時，亦會體驗到傳統手作的樂趣。

- Available: Every day 10:30 am - 1 pm (by appointment)
- Duration: 1.5 hours
- Venue: Studio S405
- Charge: \$390/participant
- Age: Aged 6+
- Capacity: 2-4 pax
- Language: Cantonese, Mandarin, English
- Registration: [info@thehongkongroom.com](mailto:info@thehongkongroom.com)
- Enquiry: Lesley Watt (9285 2519/ [info@thehongkongroom.com](mailto:info@thehongkongroom.com))





SLOW SUNDAY

## Natural dye batik workshop 天然染蜜蠟工作坊



The workshop is held in a working natural dye studio and offers a hands-on experience of batik making and indigo dyeing, as well as a unique insight into the botany, dye processes and practice of Indonesia's textile traditions.

本工作坊深入了解傳統印尼蠟染工藝，透過親自體染，獨特地將藍染結合天然蜜蠟，創作獨一無二專屬自己的作品。

- Available: Every day 11:00-13:00 /14:00-16:00/19:00-21:00
- Duration: 2.5 hours
- Venue: Studio S411
- Charge: \$385
- Age: Aged 9+
- Capacity: 2-20 pax
- Language: Cantonese, Mandarin, English
- Registration: <https://www.lovelessknots.com/collections/book-pmq>
- Enquiry: Makie Chang (9837 1144/ makie921@gmail.com)



SLOW SUNDAY

# Shibori Indigo Dye Workshop

## 天然藍染工作坊



Join us for a fascinating Indigo Dye Workshop that's suitable for all ages, from 3 to 120! Whether you're a beginner or have some experience, this workshop is perfect for anyone interested in the art of indigo dyeing. Using a natural indigo dye bath, you'll learn the traditional techniques while creating beautiful masterpieces. "For children aged 3-9, one parent can accompany them to class, and one artwork is included in the fee. To make an additional artwork during the class, it costs only \$195."

一個令人著迷的天然藍染工作坊，適合3歲到120歲人仕參加！無論是初學者還是有些經驗的你，這兩小時非常適合對藍染藝術感興趣的你。我使用天然染料，學習傳統的染色技巧，當中包括絞染，夾板染及漸變染技巧，大家也可創造出美麗的藝術品。(3-9歲小朋友，可由一位家長陪同上課，合共一件作品不另收費，上課期間加染一件作品只需\$195。)

- Available: Every day 11:30-13:30/14:30-16:30/18:30-20:30
- Duration: 2 hours
- Venue: Studio S411
- Charge: \$385
- Age: Aged 3+
- Capacity: 1-15 pax
- Language: Cantonese, Mandarin, English
- Registration: 9837 1144 / [makie921@gmail.com](mailto:makie921@gmail.com)
- Enquiry: Makie Chang (9837 1144/ [makie921@gmail.com](mailto:makie921@gmail.com))



SLOW SUNDAY

## Macrame Round Coaster / Mini Basket Workshop 波希米亞流蘇杯墊 / 迷你籃子工作坊



If you know how to make coasters, you can make basket too! Coasters are ideal for beginner who are interested in macrame. In this workshop you will create 2 stunning coasters, or 1 coaster + 1 basket of your color choice. Coasters are perfect for drinks, candle holders, small singing bowls and plants. And basket are great for rings and small accessories. And a great gift for a housewarming or birthday!

挑選喜愛的顏色組合，於工作坊可完成兩個杯墊，或一杯墊及一個迷你籃子，杯墊配上蠟燭座、水晶、香氛、頌鉢等，為空間添一份個性；小籃子可放介子及小飾物。除自用更是一份有温度的手作禮物。

- Available: Every day 10:00 - 13:30, 14:00 - 17:30 (By Appointment)
- Duration: 3.5 hours
- Venue: Studio S411
- Charge: \$460 (materials included)
- Age: Aged 11+
- Capacity: 1-10 pax
- Language: Cantonese, Mandarin, English
- Registration: <https://www.lovelessknots.com/products/copy-of-macrame-coasters-workshop-pmq>
- Enquiry: R Chan (5539 2086/ hello@lovelessknots.com)



SLOW SUNDAY

## Macrame Net Bag Workshop 法式編織網袋工作坊



In one afternoon, you can create your unique net bag with the color of your choice! Also get to know different macrame technique to knot a bag step by step. Inner bag included too.

用一個下午，用雙手織出一個自己專屬的包包。工作坊中挑選自己喜愛的繩色，了解如何編織整個手袋的步驟，隨包包附送內袋。

- Available: Every day 10:00 - 17:30 (w/ lunch break) · 12:00 - 18:30 (By Appointment)
- Duration: 6.5 hours
- Venue: Studio S411
- Charge: \$850 (materials included)
- Age: Aged 11+
- Capacity: 1-10 pax
- Language: Cantonese, Mandarin, English
- Registration: <https://www.lovelessknots.com/products/pmq-macrame-net-bag-workshop>
- Enquiry: R Chan (5539 2086/ hello@lovelessknots.com)





SLOW SUNDAY

## Daisy Phone Strap Wristlet Workshop 花花電話掛手繩(短款) 工作坊



One flower one world. Let's bring this flower strap with you everywhere. The wristlet allows you to carry the phone everywhere with ease.

By inserting the small connecting plate comes with the workshop, it can be connected with various phone case and charged as normal (phone case not included). A variety of color available for selection.

一花一世界，一起編織自選顏色的花花手機掛手繩，把花花隨時隨地帶在手上。附送手機繩連接片，用上後可連接不同手機殼，正常充電（不包手機殼）。

- Available: Every day 11:00 - 13:30, 13:00-15:30, 15:00-17:30 (By Appointment)
- Duration: 2.5 hours
- Venue: Studio S411
- Charge: \$420 (materials included)
- Age: Aged 11+
- Capacity: 1-10 pax
- Language: Cantonese, Mandarin, English
- Registration: <https://www.lovelessknots.com/products/pmq-diasy-phone-strap-wristlet-workshop>
- Enquiry: R Chan (5539 2086/ hello@lovelessknots.com)



SLOW SUNDAY

## Macrame Crossbody Phone Strap Workshop 法式編織斜揸電話繩工作坊 (長款)



Let's knot your crossbody phone strap, secure and carry your phone with it! By inserting the small connecting plate that comes with the workshop, you can use it with various phone case, and it can be charged as usual (Phone case not included).

用繩結編織斜揸電話繩，把手機揸在身上，讓雙手閒出來！配上隨工作坊附送的小接片可連接各款手機殼使用(不包括手機殼)，連接電話繩後不影响正常充電。

- Available: Every day 11:00 - 13:15, 13:00-15:15, 15:00-17:15 (By Appointment)
- Duration: around 2 hours
- Venue: Studio S411
- Charge: \$420 (materials included)
- Age: Aged 11+
- Capacity: 1-10 pax
- Language: Cantonese, Mandarin, English
- Registration: <https://www.lovelessknots.com/products/copy-of-macrame-phone-strap-workshop-pmq>
- Enquiry: R Chan (5539 2086/ hello@lovelessknots.com)







**MDVS**  
by  
Mondovi®

## Create Your Own Bracelets by Natural Gemstone 天然水晶手鍊工作坊

\*Workshop information is subject to change without prior notice.  
Please contact the host directly for the latest details.



MDVS by Mondovi, is a creative jewelry brand with unique style and new design. Whether it is elegant, noble, or stylish, brand accessories can show fashionable men and women their personal styles. Create and make your own style nature gemstone knot bracelet :

- Create your favorite colour combination by bead & wax cord / rope
- Use accessories to increase the sense of hierarchy

Bracelet A set including : 2-4pcs\_6- 8mm beads , 4-6pcs accessories , wax cord / rope

Bracelet B set including : 6-10pcs\_ 8-10mm beads , 6-10pcs accessories , wax cord / rope

Mondovi旗下的MDVS，是一個風格獨特、設計新穎的創意珠寶品牌。無論是優雅、高貴還是時尚，品牌配飾都能展現時尚男女的個人風格。製作您自己個人的風格的天然水晶手鍊：

- 用珠子和蠟繩/繩子，創造您最喜歡的顏色組合
- 使用配飾增加層次感

手鍊A套裝包括：2-4顆6-8毫米珠子，4-6顆配飾，蠟繩/繩

手鍊B套裝包括：6-10顆8-10毫米珠子，6-10顆配飾，蠟繩/繩

- Available: Weekday (14:00 - 20:00) by appointment
- Duration: 1 - 2 hours
- Venue: Studio S413
- Charge: Set A - \$580/ person , Set B - \$ 860/ person
- Age: No Limited
- Capacity: 2-4 pax
- Language: Cantonese, Mandarin, English
- Registration: WhatsApp 852-68842813
- Enquiry: Ms Nolly Leung (852- 68842813 / [info@mondovi.com.hk](mailto:info@mondovi.com.hk))







## Mural Story Session 兒童藝術牆工作室

\*Workshop information is subject to change without prior notice.  
Please contact the host directly for the latest details.



Our art begins without frames. We use children's storybooks to inspire art. Let us immerse into the wonders of stories and play with ideas inspired. Come to our canvas wall! Enjoy a creative moment where each of us has a different focus point from the stories and lose our fear of being wrong. The session closes with guided reflection - sharing and appreciation of each of our artwork. Sit back and take a moment to be delighted in what we create!

- Non-toxic washable kids paints - Complimentary drinks - Customised service: - Hand stretching on timber frames - Desirable sizes - Vanishing to protect and enhance the artwork A home décor, also a memory shared! Optional, add \$ 200 for customised hand stretch framing and bring home your mural art!

由故事分享開始，透過繪本來啟發小朋友的想像力，然後讓他們選用喜愛的顏料和工具，在大畫布上自由表達自己的構思，完成後，我們會引導小朋友去欣賞自己的畫作，使他們體會自主創作的樂趣。

- 顏料選用無有害物質和可清洗 - 贈送飲品 - 想把一幅具紀念性的畫作帶回家，我們可提供訂製油畫服務。服務包括：親手剪裁及鑲上木框 多款尺寸供選擇 塗上保護漆增添美感 (自選費\$200)

- Available: Every weekend (10:30am - 12: 30pm ; 3pm - 5pm (By appointment))
- Duration: 2 hours
- Venue: Studio S412
- Charge: \$300
- Age: 3 or above (Parents are welcome to stay)
- Capacity: 6
- Language: Cantonese, English
- Registration: 5506 2939/ [storypieart@gmail.com](mailto:storypieart@gmail.com) / instagram inbox
- Enquiry: Ally Cheng (5506 2939/ [storypieart@gmail.com](mailto:storypieart@gmail.com))





## Mural Story 繪本壁畫

Begins without frames. Inspired by story time. Let us immerse into the wonders of stories and play with ideas inspired. We love that each of us has a different focus point from the stories and lose our fear of being wrong! The wisdom and joy of children's stories have deep implications for them in life. With story time that extends into art workshops, it sparks imagination. It helps to develop visuals in children's long-term memories, foster the idea generation process and encourage the channeling of emotions into expressive outlets. The session closes with guided reflection - sharing and appreciation of each of our artwork. Sit back and take a moment to be delighted in what we create!

我們的工作坊由故事分享開始，透過繪本來啟發小朋友的想像力，然後讓他們選用喜愛的顏料和工具，在大畫布上自由表達自己的構思，完成後，我們會引導小朋友去欣賞自己的畫作，使他們體會自主創作的樂趣。

- Available: Every Sunday (2pm – 3:30pm / 4:30pm – 6pm - by appointment)
- Duration: 1.5 hours
- Venue: Studio S412
- Charge: \$300 per head
- Age: aged 4-8
- Capacity: 1-8 pax
- Language: Cantonese, English
- Registration: Instagram: @storypie.art / WhatsApp: 55062939 / Email: [storypieart@gmail.com](mailto:storypieart@gmail.com)
- Enquiry: Ally Cheng (5506 2939/ [storypieart@gmail.com](mailto:storypieart@gmail.com))

# MURAL STORY

Every Sunday | 2 pm - 3:30 pm | HK\$300/kid

Age 4 - 8



Story Pie







S511 Oscary Art

## Art Jam 自助繪畫

**January 2024**

\*Workshop information is subject to change without prior notice.  
Please contact the host directly for the latest details.



Since 2010, we had been one of the most popular art studios in Hong Kong. Our studios provides all materials for acrylic paintings in many choices of canvas sizes. Our tutor in shop to assist you on your idea and basic painting techniques, we are looking forward to make creative pieces with you together.

自2010年以來，我們一直是香港最受歡迎的藝術工作室之一。我們的工作室提供了丙烯材料及不同大小的畫板。我們的導師亦會與你一同尋找靈感和教導繪畫的基本技巧，我們期待與你一起創造創意。

- Available: Every day (by appointment only)
- Duration: 4 hours
- Venue: Studio S511 & verandah
- Charge: \$200/head
- Capacity: 1-4 pax
- Language: Cantonese, Mandarin, English
- Registration: [www.oscaryart.com](http://www.oscaryart.com); [oscaryart@gmail.com](mailto:oscaryart@gmail.com); 95881514
- Enquiry: Winnie Chan (95881514 / [oscaryart@gmail.com](mailto:oscaryart@gmail.com))





S513 513 Paint Shop

January 2024

\*Workshop information is subject to change without prior notice.  
Please contact the host directly for the latest details.

## ‘Mirror Mirror On the Wall’ – Mirror Painting Workshop 魔鏡藝術工作坊



Join us and customize your very own empowering mirror. Inspired by the Reggio Emilia Approach, painting on mirrors allows children to develop a healthy sense of identity, while building an understanding towards their places in today’s world.

受雷焦艾米利亞方法的啟發，在鏡子上繪畫可以讓孩子們培養健康的認同感，同時建立對他們在當今世界中所處位置的理解。來製作個性化屬於自己獨一無二的鏡子。

- Available: Every day by appointment only (12-2pm, 2-4pm, 4-6pm)
- Duration: 2 hours
- Venue: Studio S513 verandah
- Charge: \$380/head
- Age: 4+
- Capacity: 1-15 pax
- Language: Cantonese, Mandarin, English
- Registration: [www.513paintshop.com](http://www.513paintshop.com) / [shop@513paintshop.com](mailto:shop@513paintshop.com) / 2155 2282
- Enquiry: Jacqueline Wong (2155 2282 / [shop@513paintshop.com](mailto:shop@513paintshop.com))





S513 513 Paint Shop

## Affirmation Card Painting 正向能量卡藝術工作坊

\*Workshop information is subject to change without prior notice.  
Please contact the host directly for the latest details.



Frustrated because of the summer heat? Burnt out from stress? Daily affirmations will add positivity to your routine and help with your well-being. Plus, everyone needs a little bit of motivation to power through, right? Be creative! Express yourself through art and paint your own deck of self-love reminder cards this summer.

會因夏日炎熱而苦惱嗎？因壓力而精疲力盡？每日正向肯定會為您的日常生活增添積極性，並有助於您的身心健康。今年夏天，通過藝術表達自己，並繪製自己的自愛提醒卡。

- Available: Every day (12:00nn-1:30pm, 2pm-3:30pm, 4:00pm-6:30pm)
- Duration: 1.5 hours
- Venue: Studio S513 Verandah
- Charge: HKD 250 per material pack
- Age: aged 4+ with parent, and above
- Capacity: 1-8 pax
- Language: Cantonese, Mandarin, English
- Registration: <https://www.513paintshop.com/collections/regular-workshops/products/copy-of-aqua-mark-making>
- Enquiry: Jacqueline Wong (21552282 / shop@513paintshop.com)







S513 513 Paint Shop

January 2024

\*Workshop information is subject to change without prior notice.  
Please contact the host directly for the latest details.

## Gold Foil Totebag Workshop 金箔布袋工作坊

Decorate tote bag with gold foil, refashioning simplicity to a wearable artwork. It revives the common fashion piece with a touch of luxury.  
利用金箔設計獨一無二的帆布布袋，將它變成一件可穿戴的藝術品。

- Available: Every Saturday & Sunday by appointment (12pm-2pm, 3pm-5pm, 4pm-6pm)
- Duration: 2 hours
- Venue: Studio S513 verandah
- Charge: \$300/head
- Capacity: 1-8 pax
- Language: Cantonese, English
- Registration: <https://www.513paintshop.com/collections/513-workshops/products/draw-paint-tote-bag>
- Enquiry: Jacqueline Wong (21552282 / shop@513paintshop.com)







S513 513 Paint Shop

January 2024

\*Workshop information is subject to change without prior notice.  
Please contact the host directly for the latest details.

## Denim Gold Foil Handbag Workshop 金箔x牛仔布手袋工作坊



Decorate denim handbag with gold foil, refashioning simplicity to a wearable artwork. It revives the timeless fashion piece with a touch of luxury.

利用金箔設計獨一無二的牛仔布手提袋，將它變成一件可穿戴的藝術品。

- Available: Every day by appointment (12pm-2pm, 2pm-4pm, 4pm-6pm )
- Duration: 2 hours
- Venue: Studio S513 verandah
- Charge: \$300/head
- Capacity: 1-8 pax
- Language: Cantonese, English
- Registration: <https://www.513paintshop.com/collections/513-workshops/products/denim-workshop>
- Enquiry: Jacqueline Wong (21552282 / shop@513paintshop.com)





S513 513 Paint Shop

## Coaster Painting 水松杯墊工作坊

**January 2024**

\*Workshop information is subject to change without prior notice.  
Please contact the host directly for the latest details.



Paint and draw with 513 paints on a cork coaster.

水松杯墊設計。

- Available: Every day by appointment (12pm-1:30pm, 2pm-3:30pm, 4pm-5:30pm )
- Duration: 1.5 hours
- Venue: Studio S513 verandah
- Charge: \$150/head
- Capacity: 1-8 pax
- Language: Cantonese, English
- Registration: <https://www.513paintshop.com/collections/513-workshops/products/draw-paint-coaster>
- Enquiry: Jacqueline Wong (21552282 / shop@513paintshop.com)





PAINT SHOP

S513 513 Paint Shop

## Master Class Series 大師抽象畫班

**January 2024**

\*Workshop information is subject to change without prior notice.  
Please contact the host directly for the latest details.

One-on-one workshop with tutor to create abstract painting with foil on velvet fabric or canvas.

在絲絨布或帆布上創作抽象畫，並配以金箔作點綴。工作坊以一對一形式進行。

- Available: Every day by appointment (12:00pm-3:00pm, 3:00pm-6:00pm)
- Duration: For size, 50cm x 50cm: 1 session, 3 hours; For size, 130cm x 100cm: 2-3 sessions, each session about 2-3 hours (Total 6 hours)
- Venue: Studio S513 verandah
- Charge: On Velvet/Canvas (50cm x 50cm) HK\$900/head | On Velvet (130cm x 100cm) HK\$1800 /head
- Capacity: 1-4 pax
- Language: Cantonese, English
- Registration: <https://www.513paintshop.com/collections/513-workshops/products/master-class-series> (Book before 5-7 days ahead)
- Enquiry: Jacqueline Wong (21552282 / [shop@513paintshop.com](mailto:shop@513paintshop.com))






S513 513 Paint Shop

## Pour Painting Workshop 流體畫工作坊

**January 2024**

\*Workshop information is subject to change without prior notice.  
Please contact the host directly for the latest details.



Let your paint flow, to create a fascinating and unique art piece.  
讓顏料任意在畫面上流動，創作出一幅獨一無二的藝術品。

- Available: Every day by appointment (12pm-2pm, 2pm-4pm, 4pm-6pm)
- Duration: 2 hours
- Venue: Studio S513 verandah
- Charge: From \$180/head
- Capacity: 1-6 pax
- Language: Cantonese, English
- Registration: <https://www.513paintshop.com/collections/513-workshops/products/pour-painting-workshop> (Book before 3-5 days ahead)
- Enquiry: Jacqueline Wong (21552282 / shop@513paintshop.com)







S513 513 Paint Shop

January 2024

\*Workshop information is subject to change without prior notice.  
Please contact the host directly for the latest details.

## Aqua Mark-making 水彩畫·痕跡創作



Scribble, splash, doodle, dot. Enjoy the process of making as many marks as you can with pencils, pastels and paints. Bring your mind wander in wonderland and roam across the canvas to express your imaginary with emotions.

塗一塗，潑一潑，掃一掃，點一點。拿著鉛筆，蠟筆，油漆，讓您的思想在仙境中徘徊，隨意在畫冊上漫遊，抒發您的情感，塑造您的幻想。

- Available: Everyday (12pm-2pm, 2pm-4pm, 4pm-6pm by appointment)
- Duration: 2 hours
- Venue: Studio S513 verandah
- Charge: \$250
- Capacity: 4 pax
- Language: Cantonese, English, Mandarin
- Registration: <https://www.513paintshop.com/collections/513-workshops/products/aqua-mark-making>
- Enquiry: Team 513 (21552282 / shop@513paintshop.com)







\*Workshop information is subject to change without prior notice.  
Please contact the host directly for the latest details.

## Simplified, Easy and Fun Shoe Making Workshop 簡單、輕鬆、有趣的製鞋工作坊



### Easy-2-Make | Beginner Workshop

- Original Designs
- Handmade by You

New shoemaking workshops by Shoe Artistry. Experience making a wearable pair within 3-4 hours. It can be for yourself, a friend or even as gifts for a loved one. Simple and Fun! \* Shoe style and colour need to be confirmed before class

### 簡易手工鞋班 | 初階

- 原創設計
- 由你親手製作

鞋藝工館初階造鞋工作坊，3-4小時內就可製作出可穿，有型和舒適的鞋子。親自製作的鞋子可以是給自己穿，製作得給朋友或是送給最愛的那一位，簡單又有趣！

- Available: Every Saturday (between 12nn - 6pm by appointment)

For other days, please send enquiry.

- Duration: 3-4 hours
- Venue: Studio S603 or verandah
- Charge: \$500 and above
- Capacity: 2-4 pax
- Language: Cantonese, English
- Registration: <http://shoeartistry.com/beginner-shoemaking-workshops/>
- Enquiry: Jeff Wan (2796 6018/ hi@shoeartistry.com)





cocoon architecture

## 3D Printing - Gift making workshop 3D打印工作坊



Participants will be taught on basic 3D modelling skills on shaping a model. Based on a provided module, participants may alter the size / height / scale of the module easily to produce their own unique model. The model can then be 3D printed and used as a container, flower pot or even a sculpture and brought back by the participants.

參加者於我們的工作坊可學到基本塑造3D模型的技能。根據我們提供的基本模組，參與者可以輕鬆更改模組的大小/高度/比例，以製作自己獨有的模型。參加者製作的模型將會進行3D打印，模型可用作容器、花盆甚至雕塑，由參與者帶走。

- Available: 10:00am – 7:00pm (By appointment – 7days advance booking)
- Duration: 1.5 hours
- Venue: Studio S604 or verandah
- Charge: \$600 per person
- Age: all ages, kid aged 4+ with 1 parent
- Capacity: mini. 2 people
- Language: Cantonese, Mandarin, English
- Registration: email : [info@cocoonarchitecture.com](mailto:info@cocoonarchitecture.com), phone: 66432057
- Enquiry: Wilson Yeung (66432057/ [info@cocoonarchitecture.com](mailto:info@cocoonarchitecture.com))





HG10-12 HexaFur&Fds

January 2024

\*Workshop information is subject to change without prior notice.  
Please contact the host directly for the latest details.

## Creative Self-Expression WEAVEASY Experience 創意環保編織手袋工作坊

Create your very own weave bag by choosing the colour straps you like ! And our products are all made in Hong Kong with love and passion for colours and textures, full of fun and happiness that we love to share with you.

由傳統編織包技藝演變設計而成，採用用零廢棄設計，利用簡潔的編織皮帶，參加者可以親手挑選自己喜歡我的顏色組合，編織成方便易用的手袋。工作坊可以跟朋友一起設計，一起動手做，做出不同組合、顏色和風格。編織袋的作法簡單，只需發揮創意，就可以做出屬於自己的時尚襯飾。學員日後還可以來到我們店更換部份顏色的帶子，循環再用！

- Available: Every weekday 1-2pm, 3-4pm, 5-6pm (by appointment)
- Duration: 1 hour
- Venue: Studio HG10-12
- Charge: HKD499/per person
- Age: Aged 8+
- Capacity: 1-20 pax
- Language: Cantonese, English and Mandarin
- Registration: <https://blindbyjw.com/pages/creative-mountaineering-weaveasy-workshop>
- Enquiry: Jessica (60868671 / [blindbyjw@outlook.com](mailto:blindbyjw@outlook.com))





# HAK

H202 HAK

January 2024

\*Workshop information is subject to change without prior notice.  
Please contact the host directly for the latest details.

## Two-way knit necklace workshop 兩用編織頸鍊工作坊



During the workshop, you will learn how to use the ribbon yarn to knit the two-way necklace. This necklace use a magnetic clasp to connect. It can wear it as a long necklace or as a bracelet & necklace set. All materials included.

這個工作坊將會教授使用扁帶編織兩用雙色頸鍊。使用磁石扣連結，可作長頸鍊配帶，亦可作手鍊及頸鍊套裝配帶。所有材料已包括學費內。

- Available: Every Saturday & Sunday 11:30am-1:30pm (by appointment)
- Duration: 2 hours
- Venue: Studio H202
- Charge: \$580 per person/ \$960 for 2 person
- Capacity: 2 - 6 pax
- Language: Cantonese, English
- Registration: [hak.studio@hotmail.com](mailto:hak.studio@hotmail.com)
- Enquiry: Ling Wong (55118412 / [hak.studio@hotmail.com](mailto:hak.studio@hotmail.com))



## OBELLERY

Silver Ring Jewellery Workshop  
銀戒指製作班

\*Workshop information is subject to change without prior notice.  
Please contact the host directly for the latest details.

Feel like life is repetitive and looking for unique fun activities to recharge yourself? Our silver ring jewellery making workshop might be the perfect mini getaway for you and your beloved partner, family and friends! During the workshop, our tutors will teach in small groups or individuals and guide you step by step throughout the crafting process, ensuring that even absolute beginners could achieve satisfactory results. You will get a taste of basic silversmithing skills such as: Piercing, Filing, Annealing, Soldering, Basic hammering, Texturing, Polishing, Twisting. There are 3 levels of ring styles available to choose from, each with a unique set of designs templates that focuses on a different aspect of the craft.

每日疲於奔命讓你忘卻了手作的樂趣了嗎？何不偷閒重新感受這種全神投入的時光。如你沒有任何首飾製作經驗，又希望可以親身體驗一下傳統金工技術，打造一隻屬於自己或伴侶獨一無二的純銀指環，可以一試這個銀戒製作工作坊。導師們會以小組或個人形式逐步教授及協助你們完成自己的銀戒，確保即使是毫無手作經驗的參加者均能順利完成。製作班內可以學到一些金屬處理的基本技巧，如切割，退火，焊接，挫修，打磨，手工拋光等。我們的銀戒指製作班有分三個不同的難度，每一個級別均有提供一些獨特的戒指款式作參考。

- Available: Every day (11:00am - 1:00pm, 2:30pm - 5:00pm, 5:00pm - 7:00pm by appointment)
- Duration: 1.5 – 2 hours
- Venue: Studio H403
- Charge: Level 1 HKD 920 / Person, Level 2 HKD 1280 / person, Level 3 HKD 1480 / person
- Age: 14+
- Capacity: max. 4 pax
- Language: Cantonese, Mandarin, English
- Registration: <https://www.obellery.com/silverringjewelleryworkshop>
- Enquiry: Titus Chan (2155 4198/ info@obellery.com)



# OBELLERY

## Silver Bangle Workshop 銀手鐲製作班

\*Workshop information is subject to change without prior notice.  
Please contact the host directly for the latest details.



Ever wonder how silver jewellerys were crafted traditionally? Join us and find out! In this workshop you will be able to hand craft your very own silver bangle in 2-3 hours starting from a plain piece of material. During the process you will get a taste of a variety of traditional silver smithing techniques such as piercing, annealing, twisting, hammering and etc.

We provide 7 different design templates for you to choose from, from minimalist chic to stylish-rugged textures, there must be one that will compliment your personal style!

在兩至三小時內，你將會學到以傳統金工技巧去製作一隻銀手鐲。我們會提供一些簡單而獨特的手鐲款式以作參考，而每一個款式都能學到不同的金工技巧。導師們會以小組或個人形式教授及協助。製作班內你能學到一些金屬處理的基本技巧，如金屬切割，退火，焊接，挫修，打磨，手工拋光，金屬處理，曲面形成，扭線製作等。

- Available: Every day (11:00am - 1:00pm, 2:30pm - 5:00pm, 5:00pm - 7:00pm by appointment)
- Duration: 1.5 - 2 hours
- Venue: Studio H403
- Charge: \$1780/person
- Age: 14+
- Capacity: max. 4 pax
- Language: Cantonese, Mandarin, English
- Registration: <https://www.obellery.com/silver-bangle-making-class>
- Enquiry: Titus Chan (2155 4198/ info@obellery.com)



# OBELLERY

## Signet Ring Workshop 印章戒指製作班

\*Workshop information is subject to change without prior notice.  
Please contact the host directly for the latest details.



Signet rings are part of a time-honoured tradition practiced by aristocrats. Family crests were usually engraved onto the top of the ring and used as personal signatures when pressing onto hot wax or clay. Besides using as an official seal, signet rings were also symbols of family heritage. Antique signet rings are valuable and rare in modern days as they were often destroyed once their owner passes.

In this workshop we will guide you step by step creating your own signet ring using traditional silver smithing method starting from a flat piece of silver. You will learn basic silver smithing techniques such as piercing, annealing, filing, polishing and etc. Do not hesitate to join us if you would like to challenge yourself!

印章戒指的歷史源遠悠長。傳統的印戒是給貴族們用於文件上簽署，他們多數會在戒指刻上家族的標誌，再壓在蜂蠟或黏土上。基於貴族的繼承性，當配戴者逝去時印戒大多會被破壞，所以，經過歷史遺留的印戒已經很稀有及相當珍貴。現今印章戒指已成為時尚首飾，不論男女也可以配戴。

我們今次的工作坊，主要是希望介紹傳統金工技藝打造戒指的方法，即使你沒有任何金屬製作的經驗也歡迎參與！

- Available: Every day (Starting from 11:00am or 2:30pm by appointment)
- Duration: Around 3 hours
- Venue: Studio H403
- Charge: \$1480/person
- Age: 16+
- Capacity: max. 4 pax
- Language: Cantonese, Mandarin, English
- Registration: <https://www.obellery.com/signet-ring-workshop>
- Enquiry: Titus Chan (2155 4198/ info@obellery.com)



## OBELLERY

## Gemstone Signet Ring Workshop

### 寶石印章戒指製作班

\*Workshop information is subject to change without prior notice.  
Please contact the host directly for the latest details.



Signet rings were heirloom jewellery popular among the nobles dating back to 3500BC. Though no longer serves its purpose as a form of identification in modern days. In place of the engraved crest, signet rings in modern times come in all shapes and styles. Along with its rich history and timeless aesthetics, it still remains as a popular piece of fashion accessory. Obellery will be holding gemstone signet ring workshops by appointment, allowing you to hand-craft your own signet ring and learning to set a precious piece of gemstone on top, making it a perfect workshop for the crafty fashionistas! During the workshop, you will learn basic silversmithing techniques such as piercing, filing, annealing, soldering, polishing and bezel setting. If you are looking to challenge yourself and add an extra treasure to your jewellery collection, do not miss the chance to join us!

印章戒指的歷史悠久至公元3500年前，向來是貴族們用作簽署，象徵著家族傳承及身份地位的珍貴首飾。其功能雖然經已不再適用於現今社會，但其豐富的歷史背景及中性的典雅輪廓，使其依然能屹立於當代首飾潮流圈。棄除了家族標誌的雕刻，取而代之是各種創意無限的物料和設計，令印章戒指能繼續地大放異彩。Obellery現接受個別預約開辦有別於常規課程外的寶石印章戒指工作坊，參加者可動手製作屬於自己的印章戒指並在頂端鑲嵌一顆貴寶石，最適合喜愛手工藝的時尚達人，夥同一眾好友參加。在是次工作坊你可以體驗到金工製作的基本技巧，如切割、退火、焊接、挫修、打磨和包邊寶石鑲嵌等等，想要挑戰自己手藝及多擁有一件收藏品的您切勿錯過！

- Available: By appointment (One lesson or can be divided into two lesson)
- Duration: Approximately 2-3 hours each class
- Venue: Studio H403
- Charge: Silver Signet Ring \$1,880 / person  
(Gemstones will be charged extra depending on the type and size of it. Ranging from \$ 150 – 1,800. )
- Age: Adult only
- Capacity: max. 4 pax
- Language: Cantonese, Mandarin, English
- Registration: <https://www.obellery.com/gemstone-signet-ring-workshop>
- Enquiry: Titus Chan (2155 4198/ info@obellery.com)





## Resin Fluid Art Workshop 樹脂流體藝術工作坊

\*Workshop information is subject to change without prior notice.  
Please contact the host directly for the latest details.



In our workshop, you can expose the resin fluid art experience and create your own special handcraft resin fluid art brass color tray and coaster. It is an unique gift for your friends.

Included: (1) Brass Color Tray (Round 12 cm diameter) or (10 x 20 cm rectangle ) x 1 and  
(2) Coaster (10 cm Diameter ) x 1

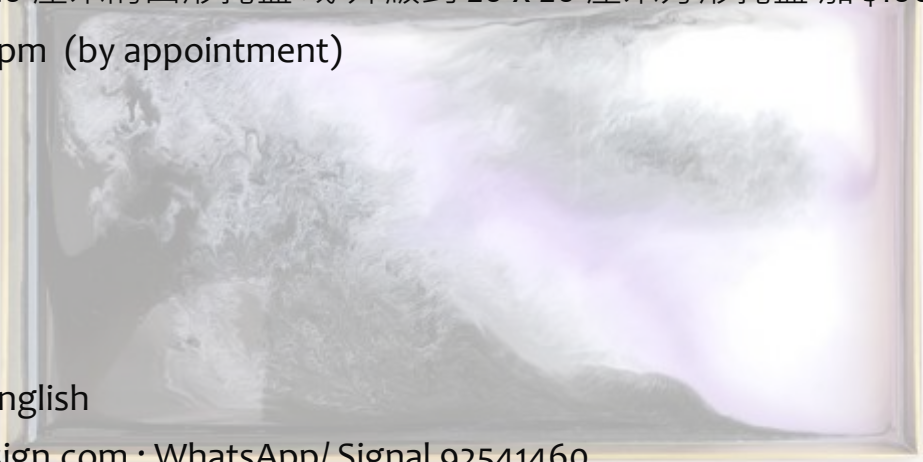
Optional: Upgrade to 20 cm diameter Round Tray or Upgrade to 20 x 20 cm Square Tray +\$100

在我們的工作坊中，您可以體驗樹脂流體藝術，並製作您自己的特殊手工樹脂流體藝術黃銅色盤和杯墊。這是送給朋友的獨特禮物。

包括： (1) 黃銅色托盤（圓形直徑 12 厘米）或（10 x 20 厘米長方形）x 1 和  
(2) 杯墊（直徑 10 厘米）x 1

可選升級：升級到直徑 20 厘米的圓形托盤 或 升級到 20 x 20 厘米方形托盤 加 \$100

- Available: Every day 2:00pm – 8:00pm (by appointment)
- Duration: Around 1.5 – 2 hours
- Venue: Studio H408 or verandah
- Charge: \$480/head
- Age: 10+
- Capacity: 2 - 12 pax
- Language: Cantonese, Mandarin, English
- Registration: [raftwong@rcube-design.com](mailto:raftwong@rcube-design.com) ; WhatsApp/ Signal 92541460
- Enquiry: Raft Wong (92541460 / [raftwong@rcube-design.com](mailto:raftwong@rcube-design.com))







## Fluid art x Concrete Candle Workshop 混凝土 x 流體藝術 香薰蠟燭工作坊



In the Fluid art x Concrete Candle, the oils are 100% pure, natural, uncut. In our workshop, you can create your own scent, own style candle. The scents are specially formulated mixing for different usual and function. We also handcrafted the concrete and fluid art candle jar to let it be one of your stylish homeware collection. The scent of candles can be relaxing and at the same time help to create a cosy atmosphere, and their simple appearance is the perfect room decoration. Workshop included: (1) Concrete x Fluidart Candle Jar, (2) Mixing your own scent of candle, (3) Fluid art Cover

在混凝土和流體藝術香薰蠟燭中，精油是採用 100% 純淨、天然、未切割的。這些香味是專門為不同的功用和功能而配製的。我們還手工製作了混凝土和流體藝術蠟燭罐，讓它成為您的時尚家居用品系列之一。香薰蠟燭的香氣可以令人放鬆，同時助於營造出舒適氣氛，而其簡潔的外表更是最佳的房間裝飾品。工作坊包括：(1) 混凝土 x 流體藝術蠟燭罐，(2) 混合你自己的蠟燭香味，(3) 流體藝術蓋子

- Available: Every day 12:00-1:30 PM, 1:30-3:00 PM, 3:00-4:30PM, 4:30-6:00PM, 6:00-7:30PM (by appointment)
- Duration: Around 1.5 hours
- Venue: Studio H408 or verandah
- Charge: \$450/ person, \$880/ 2 person
- Age: 10+
- Capacity: 2 - 15 pax
- Language: Cantonese, Mandarin, English
- Registration: [raftwong@rcube-design.com](mailto:raftwong@rcube-design.com) ; WhatsApp/ Signal 92541460
- Enquiry: Raft Wong (92541460 / [raftwong@rcube-design.com](mailto:raftwong@rcube-design.com))





\*Workshop information is subject to change without prior notice.  
Please contact the host directly for the latest details.

## Acrylic Fluid Art – Phone case + Tote bag Workshop 丙烯流體藝術 – 手機殼 + 手提袋工作坊



Acrylic fluid art is a great way to relieve stress and ease your tensions. When the vibrant acrylic paints are mixed, they react with each other to form unexpected visuals.

Nowadays, phone case is represented your fashion and taste. Most of people is not only one phone case. Our workshop recommend you to bring your old phone case to our workshop to renew and reborn it.

Our workshop content:

- (1) Tote Bag
  - (2) Phone case – Draw on your old Phone case (The case is not included, send me a picture to show us first)
- We can provide you a new phone case for \$100. Please let us know your model at least 10 days earlier.

丙烯酸流體藝術是緩解壓力和緩解緊張情緒的好方法。當顏料混合在一起時，它們會相互反應，形成意想不到的視覺效果。

如今，手機殼代表著你的時尚和品味。大多數人不是只有一個手機殼。我們的工作坊建議您將舊手機殼帶到我們的工作坊進行更新和重生。

工作坊包括：

- (1) 流體藝術 手提袋
- (2) 流體藝術 手機殼 (需要帶上舊手機殼, 先發張照片給我們看)

如果您沒有舊手機殼，新殼加 \$100，請註明您的手機型號和至少 10 天的預訂時間

- Available: Every day 1:00pm – 8:00pm (around 1.5 hours by appointment)
- Duration: 1.5 hours
- Venue: Studio H408 or verandah
- Charge: \$520/ person (Your old phone case) \$620/ person (New phone case)
- Age: 10+
- Capacity: 2-12 pax
- Language: Cantonese, Mandarin, English
- Registration: <https://rcube-design.com/products/acrylic-fluid-art-phone-case-tote-bag-workshop>
- Enquiry: Raft Wong (92541460 / raftwong@rcube-design.com)





H408 Rcube Store

January 2024

\*Workshop information is subject to change without prior notice.  
Please contact the host directly for the latest details.

## DIY Clock workshop (Concrete x Resin) DIY時鐘 (樹脂x混凝土)



Our workshop includes our unique double-layer DIY clock and 2 pcs of XS size of coaster. In our workshop, you can expose a different kind of materials, including: concrete and resin flow arts. This is your special handcraft gift for your friends or own use. Included: 1 pc x 19cm DIY Clock 2 pcs x 8 cm Coaster

課堂內容包括了我們獨特的雙層時鐘及杯墊。課堂內你可以接觸到不同的物料，包括：水泥及樹脂流動畫制作。獨特的混合，這是您送給朋友或自己使用的獨特手工禮物。包括：1個x 19厘米DIY時鐘 2個x 8厘米杯墊

- Available: Every day 2:00pm – 8:00pm (around 1.5 - 2 hours by appointment)
- Duration: 1.5 hours
- Venue: Studio H408 or verandah
- Charge: \$550/head
- Age: 10+
- Capacity: 2 - 12 pax
- Language: Cantonese, Mandarin, English
- Registration: [raftwong@rcube-design.com](mailto:raftwong@rcube-design.com) ; WhatsApp/ Signal 92541460
- Enquiry: Raft Wong (92541460 / [raftwong@rcube-design.com](mailto:raftwong@rcube-design.com))





H408 Rcube Store

January 2024


\*Workshop information is subject to change without prior notice.  
Please contact the host directly for the latest details.

## Concrete X Resin Workshop (Aroma Stone Diffuser) 水泥及樹脂流動畫制作 (香薰石擴散器)

Our workshop includes our unique double-layer coaster and aroma stone. In our workshop, you can expose a different kind of materials, including: concrete, plaster and resin flow arts. This is your special handcraft gift for your friends or own use.

課堂內容包括了我們獨特的雙層杯墊及香薰石。課堂內你可以接觸到不同的物料，包括：水泥、香薰石及樹脂流動畫制作。獨特的混合，這是您送給朋友或自己使用的獨特手工禮物。

- Available: Every day 2:00pm – 8:00pm (around 1.5 - 2 hours by appointment)
- Duration: 1.5 hours
- Venue: Studio H408 or verandah
- Charge: \$480/head
- Age: 10+
- Capacity: 2-12 pax
- Language: Cantonese, Mandarin, English
- Registration: [raftwong@rcube-design.com](mailto:raftwong@rcube-design.com) ; WhatsApp/ Signal 92541460
- Enquiry: Raft Wong (92541460 / [raftwong@rcube-design.com](mailto:raftwong@rcube-design.com))







## Fluid Art x Aroma Stone x Flower Wall Art Workshop 流體藝術 x 香薰石 x 乾花藝術 工作坊

\*Workshop information is subject to change without prior notice.  
Please contact the host directly for the latest details.



In our workshop, you can create your own scent, own style of flower wall art in your home. You can expose a different kind of materials and technic, including: • Acrylic fluid art • Aroma stone diffusion • Dried Flower decorate

Acrylic fluid art is a great way to relieve stress and ease your tensions. When the vibrant acrylic paints are mixed, they react with each other to form unexpected visuals. The scent of Aroma stone can be relaxing and at the same time help to create a cosy atmosphere, and their simple appearance is the perfect room decoration. This is your special handcraft gift for your friends or own use.

在我們的工作坊中，您可以創造屬於您自己的香味、自己風格的乾花牆藝術。您可以展示不同種類的材料和技術，包括：• 流體藝術 • 香薰石 • 乾花裝飾

流體藝術是緩解壓力和緩解緊張情緒的好方法。當充滿活力的丙烯顏料混合在一起時，它們會相互反應，形成意想不到的視覺效果。香薰石的香味可以讓人放鬆，同時有助於營造舒適的氛圍，其簡單的外觀是完美的房間裝飾。這是您送給朋友或自己使用的特別手工禮物。

- Available: Every day 12:00 - 1:25pm, 1:30 - 2:55pm, 3:00 - 4:25pm, 4:30-5:55pm 6:00-7:25pm (around 1.5 - 2 hours by appointment)
- Duration: 1.5 hours
- Venue: Studio H408 or verandah
- Charge: \$580-680/head
- Age: 10+
- Capacity: 2-12 pax
- Language: Cantonese, Mandarin, English
- Registration: [raftwong@rcube-design.com](mailto:raftwong@rcube-design.com); WhatsApp/ Signal 92541460
- Enquiry: Raft Wong (92541460 / [raftwong@rcube-design.com](mailto:raftwong@rcube-design.com))