

# 慢活

# 樂

@元創方

CREATIVE WORKSHOP  
SERIES@PMQ







S407 UBU DECO GALLERY

**December 2022**

## 日本染布花體驗工作坊 - 迷你玫瑰擺設

\*Workshop information is subject to change without prior notice.  
Please contact the host directly for the latest details.



工作坊內容：體驗製作日本染布花工藝 (染め花) - 由白布染色開始，逐片花瓣染上自己喜歡的顏色，繼而塑形、最後組裝成玫瑰花；置於迷你的玻璃罩內，成為獨一無二的小巧擺設。

- Available: 27 Dec 2022 (2:30 pm - 6:00pm)
- Duration: 3.5 hours
- Venue: Studio S407
- Charge: \$420 per person
- Age: 12+
- Capacity: max 6
- Language: Cantonese
- Registration: facebook and instagram inbox
- Enquiry: Summie (5600 4937/ [info@ubudeco.com](mailto:info@ubudeco.com))







S412 Story Pie

December 2022

\*Workshop information is subject to change without prior notice.  
Please contact the host directly for the latest details.

## Mural Story Session 兒童藝術牆工作室



Our art begins without frames. We use children's storybooks to inspire art. Let us immerse into the wonders of stories and play with ideas inspired. Come to our canvas wall! Enjoy a creative moment where each of us has a different focus point from the stories and lose our fear of being wrong. The session closes with guided reflection - sharing and appreciation of each of our artwork. Sit back and take a moment to be delighted in what we create!

- Non-toxic washable kids paints - Complimentary drinks - Customised service: - Hand stretching on timber frames - Desirable sizes - Vanishing to protect and enhance the artwork A home décor, also a memory shared! Optional, add \$ 200 for customised hand stretch framing and bring home your mural art!

由故事分享開始，透過繪本來啟發小朋友的想像力，然後讓他們選用喜愛的顏料和工具，在大畫布上自由表達自己的構思，完成後，我們會引導小朋友去欣賞自己的畫作，使他們體會自主創作的樂趣。

- 顏料選用無有害物質和可清洗 - 贈送飲品 - 想把一幅具紀念性的畫作帶回家，我們可提供訂製油畫服務。服務包括：親手剪裁及鑲上木框 多款尺寸供選擇 塗上保護漆增添美感 (自選費\$200)


- Available: Every weekend (10:30am - 12:30pm ; 3pm - 5pm (By appointment))
- Duration: 2 hours
- Venue: Studio S412
- Charge: \$300
- Age: 3 or above (Parents are welcome to stay) Age: 12+
- Capacity: 6
- Language: Cantonese, English
- Registration: 5506 2939/ [storypieart@gmail.com](mailto:storypieart@gmail.com) / instagram inbox
- Enquiry: Ally Cheng (5506 2939/ [storypieart@gmail.com](mailto:storypieart@gmail.com))





## Parent-child Design and Print Workshop 即畫即印 Tote Bag 親子工作坊

\*Workshop information is subject to change without prior notice.  
Please contact the host directly for the latest details.



Participants can choose their favorite paintings from several paintings created by Ayes' designer. Then they can color it and create their own work. We will print the children's work on a tote bag. Children can not only show their creativity, and also make their own bags.

參加者可以從數款Ayes設計師創作的繪畫，挑選自己喜歡的畫作進行填色。之後我們會將小朋友的作品即場印刷，印成tote bag。小朋友不但可以發揮創意小宇宙，更可以製作獨一無二的袋子。

- Available: Every Saturday 1pm-2:30pm , 3:30pm -5pm (by appointment)
- Duration: 1.5 hours
- Venue: Studio S201
- Charge: \$280/ 1kid and 1adult
- Age: kid aged 4+ with 1 parent
- Capacity: 3-4 pax
- Language: Cantonese
- Registration: <https://forms.gle/QBezSjWBGmZdv9YB6>
- Enquiry: Kevin (5344 4620/ info@ayeshk.com)



phenotypsetter.

## Upcycling Denim - Print Your Scarf

### 升級牛 - 圍巾自己印

\*Workshop information is subject to change without prior notice.  
Please contact the host directly for the latest details.



Experience craft making! Upcycling denim / cotton scraps into scarf with fringe and print! Fabric will be supplied together with paints of basic colours, patterns, tools, etc. for you to design and print your own favourite prints and slogans on the scarf. Our instructor will suggest the design direction and teach the basic skills too. Let your creativity flow!

*\*Remarks: For all ages. Not required to have any clothes making skills and experience. For kids, it's required to be aged 6 or above. An accompanying adult is recommended for kids aged 6-7.*

體驗製作！升級閒置牛仔/棉布成為印花流蘇圍巾。工作坊導師提供設計建議、布料、圖案、基本色顏料及工具，並教授簡單技巧，讓大家可各自發揮創意，在圍巾上繪畫/印製喜愛的圖案及標語！

*\*註：毋需服裝製作相關經驗，適合不同年齡。小童須6歲或以上；6-7歲小童建議一名成人陪同。*

- Available: Date of customer's choice. 客人自選日期 (by appointment only)
- Duration: 1 hour
- Venue: Studio S203
- Charge: \$380 per person
- Age: All ages
- Capacity: 4 pax
- Language: Cantonese, English
- Registration: [www.phenotypsetter.com](http://www.phenotypsetter.com) / 94426203 (whatsapp only)  
<https://phenotypsetter.com/products/product-1>
- Enquiry: Jane Ng (93000391 / [jane@phenotypsetter.com](mailto:jane@phenotypsetter.com))



phenotypsetter.

## Upcycling Denim Workshop

### 升級再造老牛工作坊

\*Workshop information is subject to change without prior notice.  
Please contact the host directly for the latest details.



Experience craft making! All you need is a pair of used jeans and upcycle it to become a cool denim apron, a totebag or a hat. Our instructor will suggest the design direction and provide you basic tailoring pattern and trims, and teach the basic skills of cutting and sewing, allowing you to finish the work within the workshop.

內容：體驗製作！只需一條舊牛仔褲，即可升級為一件老牛工作圍裙、文化包或帽子。工作坊導師建議設計方向，提供基本紙樣及輔料，並教授簡單裁剪縫紉技巧，讓參與者即堂完成作品。

*\*Remarks: For age 18 or above. Not required to have any clothes making skills and experience. Please bring your own pair of jeans, loose fitting as suggested, to the workshop. The finished apron size is subject to the size of the jeans.*

- Available: Date of customer's choice. 客人自選日期 (11:00-20:00 by appointment)
- Duration: 2.5 hours
- Venue: Studio S203
- Charge: \$400 - 500 per person
- Capacity: 1-2 pax
- Language: Cantonese, English
- Registration: <https://phenotypsetter.com/products/upcycled-denim-apron-workshop>
- Enquiry: Jane (93000391 / jane@phenotypsetter.com)



phenotypsetter.

## Denim Bucket Hat - Decoration Workshop

### 牛仔漁夫帽 - 裝飾工作坊



A denim bucket hat will be supplied together with paints of basic colours, needle/thread, safety pins and woven tape, etc for you to design and decorate your hat. Our instructor will suggest the design direction and teach the basic skills, allowing you to finish the hat within the workshop.

*\*Remarks: For age 12 or above. Not required to have any clothes making skills and experience.*

工作坊會提供一頂牛仔漁夫帽 (size F)、基本色顏料、針線、扣針、織帶等裝飾，參與者即可裝飾成喜愛的設計。工作坊導師建議設計方向，並教授簡單技巧，讓參與者即堂完成作品。

*\*註：適合12歲或以上。毋需服裝製作相關經驗。*

- Available: Date of customer's choice. 客人自選日期 (11:00-20:00 by appointment)
- Duration: 1.5 hours
- Venue: Studio S203
- Charge: \$450 per person
- Capacity: 1-2 pax
- Language: Cantonese
- Registration: <https://phenotypsetter.com/products/product?variant=39299814096993>
- Enquiry: J. Ng (93000391 / jane@phenotypsetter.com)



phenotypsetter.

\*Workshop information is subject to change without prior notice.  
Please contact the host directly for the latest details.

## Upcycling Denim Bucket Hat - Making Workshop

### 牛仔漁夫帽 - 製作工作坊



Experience craft making! All you need is a pair of used jeans and upcycle to become a cool denim bucket hat. Basic paper pattern, lining fabric, paints of basic colour, needle/thread and trims would be provided. Our instructor will suggest the design direction and teach the basic skills of making, allowing you to do the cutting and sewing yourself and finish the hat within the workshop.

\*Remarks: For age 18 or above. It's required to have basic skills of operating sewing machine. Please bring your pair of jeans (better be loose fitting), as suggested, to the workshop. The finished hat is subject to the condition of the jeans.

體驗製作！只需一條舊牛仔褲，即可升級為一頂牛仔漁夫帽。工作坊會提供基本紙樣、裡布、基本色顏料、針線及輔料等。工作坊導師建議設計方向，並教授簡單技巧，參與者在堂上裁剪及車縫，完成作品。\*註：適合18歲或以上。需具衣車操作經驗。參與者自備牛仔褲一條（建議潤身）。完成模樣視乎牛仔褲而定。

- Available: Date of customer's choice. 客人自選日期 (11:00-20:00 by appointment)
- Duration: 3 hours
- Venue: Studio S203
- Charge: \$560 per person
- Capacity: 1-2 pax
- Language: Cantonese
- Registration: [https://phenotypsetter.com/products/product?\\_pos=2&\\_sid=b9f729020&\\_ss=r](https://phenotypsetter.com/products/product?_pos=2&_sid=b9f729020&_ss=r)
- Enquiry: J. Ng (93000391 / jane@phenotypsetter.com)



## Botanical Printing and Dye Workshop 植物印染工作坊



Botanical-printing is a technique where plants, leaves and flowers leave their shapes, color, and marks on fabric. Plant material bundled inside of cloth is steamed or boiled to release the dye found naturally inside the plant, creating a contact print in the shape of the leaf or flower used. These contact prints are referred to as “Botanical-prints.”

植物印染 Botanical printing 是一種利用植物自身的天然顏色進行染色的技術。當中使用了蒸、煮等方式去提取天然色素並轉印於布料上，是一種環保和傳統的技藝。用這技藝製作的作品，結合時裝和藝術，每個都會是獨一無二藝術品。

- Available: Every day (11am-1:30pm / 2:00pm-4:30pm / 7:00pm-9:30pm – by appointment)
- Duration: 2.5 hours
- Venue: Studio S204
- Charge: Print Wool Scarf / Silk Scarf \$ 580 Print and Dye Wool Scarf / Silk Scarf \$ 880
- Age: 4+
- Capacity: 2-4 pax
- Language: Cantonese, Mandarin, English
- Registration: <https://yeungchin.com/collections/a-studio-x-yc-fashion-cyanotype-workshop>
- Enquiry: Yeung Chin (6765 5294 / astudio406@gmail.com )



## Cyanotype Workshop 藍曬工作坊



A Studio combines fashion design with Cyanotype. Cyanotype is a photographic printing process that produces a cyan-blue print that can be so attractive and has high flexibility. A new aesthetic can be explored and developed during the “trial and error” printing process of Cyanotype. Everyone can design their own print for their clothes, hats, shoes, and leather accessories with this technique.

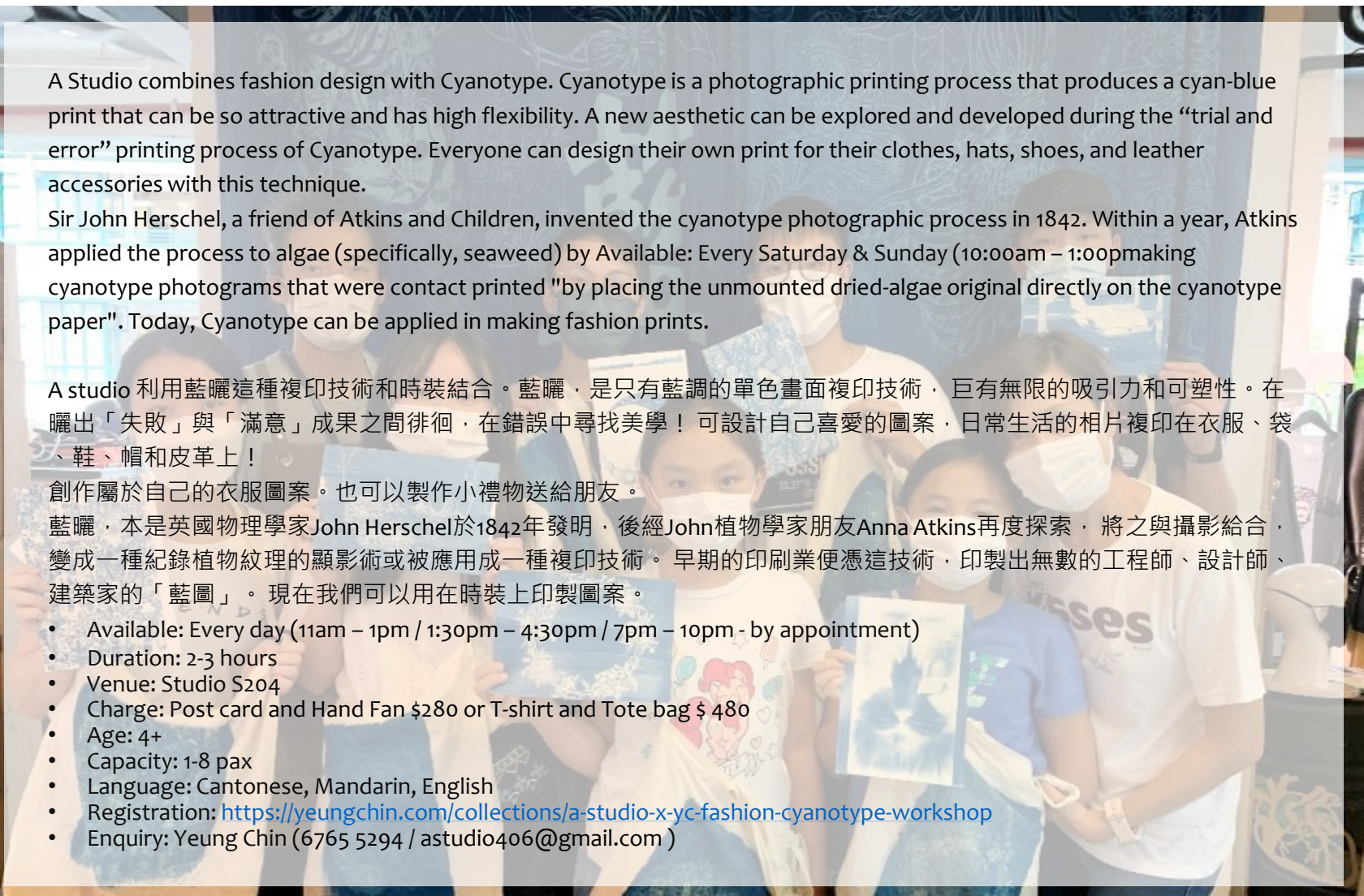
Sir John Herschel, a friend of Atkins and Children, invented the cyanotype photographic process in 1842. Within a year, Atkins applied the process to algae (specifically, seaweed) by Available: Every Saturday & Sunday (10:00am – 1:00pm) making cyanotype photograms that were contact printed "by placing the unmounted dried-algae original directly on the cyanotype paper". Today, Cyanotype can be applied in making fashion prints.

A studio 利用藍曬這種複印技術和時裝結合。藍曬，是只有藍調的單色畫面複印技術，巨有無限的吸引力和可塑性。在曬出「失敗」與「滿意」成果之間徘徊，在錯誤中尋找美學！可設計自己喜愛的圖案，日常生活的相片複印在衣服、袋、鞋、帽和皮革上！

創作屬於自己的衣服圖案。也可以製作小禮物送給朋友。

藍曬，本是英國物理學家John Herschel於1842年發明，後經John植物學家朋友Anna Atkins再度探索，將之與攝影結合，變成一種紀錄植物紋理的顯影術或被應用成一種複印技術。早期的印刷業便憑這技術，印製出無數的工程師、設計師、建築家的「藍圖」。現在我們可以用在時裝上印製圖案。

- Available: Every day (11am – 1pm / 1:30pm – 4:30pm / 7pm – 10pm - by appointment)
- Duration: 2-3 hours
- Venue: Studio S204
- Charge: Post card and Hand Fan \$280 or T-shirt and Tote bag \$ 480
- Age: 4+
- Capacity: 1-8 pax
- Language: Cantonese, Mandarin, English
- Registration: <https://yeungchin.com/collections/a-studio-x-yc-fashion-cyanotype-workshop>
- Enquiry: Yeung Chin (6765 5294 / astudio406@gmail.com )







## Cyanotype Pink Workshop

### 粉紅曬工作坊

\*Workshop information is subject to change without prior notice.  
Please contact the host directly for the latest details.



A Studio combines fashion design with Cyanotype (PINK). Cyanotype (PINK) is a photographic printing process that produces a cyan-blue print that can be so attractive and has high flexibility. A new aesthetic can be explored and developed during the “trial and error” printing process of Cyanotype. Everyone can design their own print for their clothes, hats, shoes, and leather accessories with this technique.

Sir John Herschel, a friend of Atkins and Children, invented the cyanotype (PINK) photographic process in 1842. Within a year, Atkins applied the process to algae (specifically, seaweed) by making cyanotype photograms that were contact printed "by placing the unmounted dried-algae original directly on the cyanotype paper".

Today, Cyanotype can be applied in making fashion prints.

A Studio 利用藍曬這種複印技術和時裝結合。粉紅曬，是只有粉紅曬調的單色畫面複印技術，具有無限的吸引力和可塑性。在曬出「失敗」與「滿意」成果之間徘徊，在錯誤中尋找美學！可設計自己喜愛的圖案，日常生活的相片複印在衣服、袋、鞋、帽和皮革上！創作屬於自己的衣服圖案。也可以製作小禮物送給朋友。

藍曬，本是英國物理學家John Herschel於1842年發明，後經John植物學家朋友Anna Atkins再度探索，將之與攝影給合，變成一種紀錄植物紋理的顯影術或被應用成一種複印技術。早期的印刷業便憑這技術，印製出無數的工程師、設計師、建築家的「藍圖」。現在我們可以用在時裝上印製圖案。

- Available: Every day (by appointment within the time period: 11am-1pm, 2pm-3:30pm, 7pm-9:20pm)
- Duration: 1.5 hours
- Venue: Studio S204
- Charge: T shirt or Tote bag \$480 / Bag \$ 380 / Fan or Post card \$280
- Age: 4+
- Capacity: 2-6 pax
- Language: Cantonese, Mandarin, English
- Registration: <https://yeungchin.com/collections/a-studio-x-yc-fashion-cyanotype-workshop>
- Enquiry: Yeung Chin (94234563/ astudio406@gmail.com )



## Wool Felting Workshop 羊毛氈工作坊



Homemade wool felt course. When it comes to felt technology, it is an environmentally friendly and natural garment technology.

Advantages included: Eco-friendly sewing skill, Zero environmental loss, Zero fabric waste

Have you ever thought of using felt technology to design your own unique scarf or clothes? In this course, students can not only learn the process of making wool felt but also freely choose different colors of wool to design a natural and unique scarf and bag.

還可以自由選擇不同顏色的羊毛，去設計一條天然而且獨有的圍巾。是次課程，學生可以學習製作羊毛氈過程之餘，有否想過利用毛氈技術，設計出屬於自己獨有的圍巾或衣服？自製羊毛氈課程。說到毛氈技術，是一種環保而且天然的製衣技術。當中包括 - 環保編織衣 - 環境零損耗 - 面料零浪費

- Available: Every day (11am -1pm , 1:30-4:30pm , 7-10pm - by appointment)
- Duration: 3 hours
- Venue: Studio S204
- Charge: Felt Bag \$ 680 Nuno felt scarf \$980 Wool felt Scarf \$ 1680
- Age: 4+
- Capacity: 2-4 pax
- Language: Cantonese, Mandarin, English
- Registration: <https://yeungchin.com/collections/a-studio-x-yc-fashion-cyanotype-workshop>
- Enquiry: Yeung Chin (6765 5294 / astudio406@gmail.com )



# CYMASCOPE

## 純錫聲波碟工作坊

\*Workshop information is subject to change without prior notice.  
Please contact the host directly for the latest details.



From rhythms to shapes, there are more messages behind sounds. Transforming cymascope into geometric patterns, sound is also a way to convey sentiments. In CYMASCOPE workshop, you will make a beautiful piece of sounds. Made of pure tin, can be used as an incense holder or multi-purpose plate.

音流學以視覺呈現聲音；不但是旋律，聲音更能轉釋為圖案，傳遞背後的訊息。聲波透過不同頻率的振動，水或細沙則能夠在平面上產生各種幾何圖案。聲音，是情感表現的方式之一。CymaScope把音階中的七個音節轉化為圖案；像摩斯密碼一樣，拼湊成不同的字句、樂章。CymaScope，製作聲音的萬花筒。

- Available: Every Thursday & Saturday (1:00pm – 3:00pm / 4:00pm – 6:00pm / 5:00pm – 7:00pm / 6:00pm – 8:00pm)
- Duration: 2 hours
- Venue: Studio S212
- Charge: \$450/head
- Capacity: max. 4 pax
- Language: Cantonese
- Registration: <https://www.playbackconcept.com/cymascope-workshop>
- Enquiry: Playback Concept (52818395 / playbackhandmade@gmail.com)

MIDDLE C

G#

D#

E#

F#



## PERFECTLY IMPERFECT Bracelet Workshop 木目金手鉤工作坊



PERFECTLY IMPERFECT Bracelet Workshop 3 hours (Finish and get it at the end of lesson)

Materials: Mokume Gane, Sterling Silver / Suitable: For beginners without any craft experience

我們都是由過去所有快樂與失望與遺憾累積而成，沒有人是完美，唯有彼此接受對方的缺憾與經歷，才能造就個更完整的關係。來自日本傳統金工工藝製作而成的木目金(Mokume Gane)由不同色彩的金屬一層層交疊鍛造而成。從零一步步累積的不朽金屬木紋象徵著二人的經歷。我們既相似，但更不同，在相遇一刻將彼此的故事連接成為往後更完整的人生，你的空白就由我來填寫。

關於設計：將木目金的年輪、純白的銀，按想要的比例切割成兩份，再交換焊接成為一對，象徵著彼此不可分割、互相唯一的部分。工作坊會教授焊接、打磨、拋光等金工技巧，需時3小時內，適合初學者參加。

刻字：工作坊現場刻字是人手打字印，課堂中會教授技巧，由你親手打上 / 材質：木目金、925銀

- Available: Every Saturday & Sunday (12:00nn – 3:00pm / 4:30pm – 7:30pm)
- Duration: 3 hours
- Venue: Studio S212
- Charge: \$1500/person
- Capacity: 2 - 4 pax
- Language: Cantonese, Mandarin
- Registration: <https://www.playbackconcept.com/perfectly-imperfect-rings-workshop>
- Enquiry: Playback Concept (52818395 / playbackhandmade@gmail.com)



\*Workshop information is subject to change without prior notice.  
Please contact the host directly for the latest details.

## Silver Bracelets Workshop

### 情侶銀手鉅工作坊



- Hand-crafting a silver bracelet from a silver stick
- Can choose different thickness and width of the bracelets
- Hand-stamping engraving of letters and number on your work
- Polishing and final retouching by tutor
- Different options for finishing: Mirror-finished / Matte-finished / Oxidized

**Material:** Sterling Silver

**Free engraving:** Hand-stamping done by you

**Suitable for:** Beginners without craft experience

\*Get your bracelets at the end of lesson

- 基本銀匠工具認識
- 設計出理想的手鉅粗幼及闊度
- 在手鉅上敲出不同的紋理並槌上字母或句子
- 敲打出手鉅的形狀及打磨
- 由導師進行拋光
- 可按需要進行舊化染色處理

**材質：**925純銀 (Sterling Silver)

**製成品：**所有款式都可製作成光面 / 霧面 / 灰黑色舊化效果

**刻字：**工作坊現場刻字是人手打字印，課堂中會教授技巧，由你親手打上

**適合：**對手工藝有興趣 / 想親手做禮物，無需金工經驗

\*即日完成 課堂完結時可取

- Available: Every weekend (12:00nn – 3:00pm / 4:30pm – 7:30pm)
- Duration: 3 hours
- Venue: Studio S212
- Charge: \$1200 for single piece (Limited to 1 participant) ; \$1900 for 2 pieces (1-2 participants)
- Capacity: 2 - 4 pax
- Language: Cantonese, Mandarin
- Registration: <https://www.playbackconcept.com/jewellery-workshop>
- Enquiry: Playback Concept (52818395 / playbackhandmade@gmail.com)



## DRIFTWOOD Bracelet Workshop 漂流木情侶手鉅工作坊

\*Workshop information is subject to change without prior notice.  
Please contact the host directly for the latest details.



Driftwood Bracelet Workshop 3 hours (Finish and get it at the end of lesson)

Materials: Copper, Sterling Silver

Suitable: For beginners without any craft experience

關於設計：將純白的銀以紅銅覆蓋焊接成圓形的漂流木情侶手鉅，按想要的深度角度切角展露手鉅內部的銀，象徵彼此內心永遠也相連著。(即日完成 課堂完結時可取)

材質：銅、925銀

適合：對手工藝有興趣 / 想親手做禮物，無任何金工經驗亦可

- Available: Every Saturday & Sunday (12:00nn – 3:00pm / 4:30pm – 7:30pm )
- Duration: 3 hours
- Venue: Studio S212
- Charge: \$1600 for single piece / \$2800 for a pair
- Capacity: 2 - 4 pax
- Language: Cantonese
- Registration: <https://www.playbackconcept.com/driftwood>
- Enquiry: Playback Concept (52818395 / playbackhandmade@gmail.com)



## Pure Tin Plate Workshop

### 純錫食器工作坊

\*Workshop information is subject to change without prior notice.  
Please contact the host directly for the latest details.



Pure Tin can absorb odours and removes impurities. The combination of gourmet and a nicely handcrafted plate, is an uplift of food enjoyment.

Content:

- Hammering of patterns on the plate
- Shaping of the plate
- Around 10cm diameter for the finished plate

錫有吸附雜質異味，淨化抑菌、保鮮的作用。美食與美器相互配合，造就味覺與視覺的享受，賦予生活的意義。用來擺放精緻甜品最合適不過。

內容：

- 搥上喜歡的紋理
- 將錫片壓成淺碟形狀
- 製成品尺寸為直徑約10cm

- Available: Available on every Tue to Sun [Mondays off] (1-3pm / 4-6pm / 5-7pm / 6-8pm)
- Duration: 2 hours
- Venue: Studio S212
- Charge: \$490
- Target age: 12+
- Capacity: 2 - 8 pax
- Language: Cantonese, Mandarin, English
- Registration: <https://www.playbackconcept.com/forging-workshop>
- Enquiry: Playback Concept (52818395 / playbackhandmade@gmail.com)







## Pattern Weaving Artwork 圖案編織工作坊

\*Workshop information is subject to change without prior notice.  
Please contact the host directly for the latest details.



Weaving is always useful in releasing pressure and spurring the senses. During the process of looming and looping, we get our creative juices flowing, and our boundaries are pushed.

編織能夠幫助我們釋放壓力，刺激我們的感官。在不斷循環編織的過程中，可以讓我們的創意源源不斷，突破我們的思維界限。

- Available: Every Thursday to Sunday (2pm-4pm; 4:30pm-6:30pm) by appointment
- Duration: 2 hours
- Venue: Studio S303
- Charge: HK\$ 580/person , 10% off discount for 2 people
- Age: 10+
- Capacity: Table for 2
- Language: Cantonese, Mandarin, English
- Registration:  
<https://docs.google.com/forms/d/1mOcF9okLKc9i4bdyHtNaYdJeTIAGYOagrCDT8Y8YPn8/edit?usp=sharing>
- Enquiry: Leonora (9082 7371 / [shop@modement.com](mailto:shop@modement.com))



\*Remarks: Please make the booking at least one week in advance.





## SAORI Weaving Tapestry

### SAORI編織掛飾工作坊

\*Workshop information is subject to change without prior notice.  
Please contact the host directly for the latest details.



Weaving is always useful in releasing pressure and spurring the senses. During the process of looming and looping, we get our creative juices flowing, and our boundaries are pushed.

編織幫助我們釋放壓力，刺激我們的感官。在循環編織的過程中，讓我們的創意源源不斷，突破我們的思維界限。

- Available: Every Thursday to Sunday (2pm-4pm; 4:30pm-6:30pm) by appointment
- Duration: 2 hours
- Venue: Studio S303
- Charge: HK\$ 580/person , 10% off discount for 2 people
- Age: 10+
- Capacity: Table for 2
- Language: Cantonese, Mandarin, English
- Registration:  
<https://docs.google.com/forms/d/1mOcF9okLKc9i4bdyHtNaYdJeTIAGYOagrCDT8Y8YPn8/edit?usp=sharing>
- Enquiry: Leonora (9082 7371 / [shop@modement.com](mailto:shop@modement.com))

\*Remarks: Please make the booking at least one week in advance.





## Herbarium Diffuser Workshop

### 標本花草擴香瓶工作坊

\*Workshop information is subject to change without prior notice.  
Please contact the host directly for the latest details.



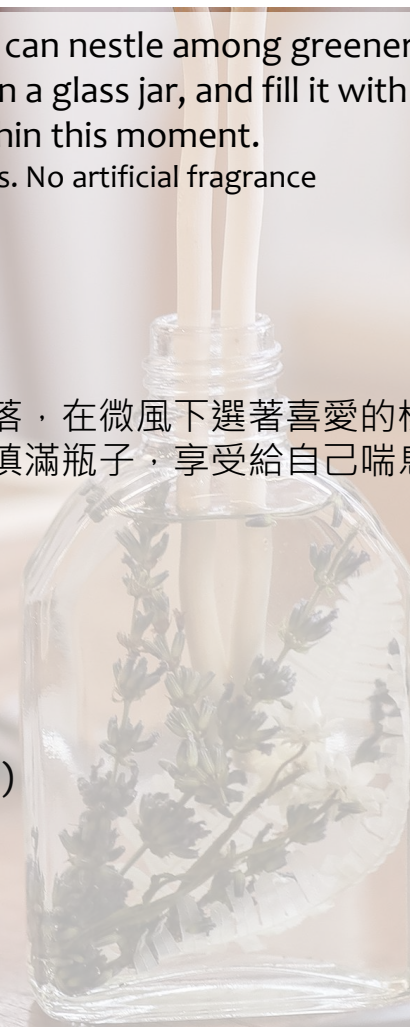
Take some time for yourself at a spot where you can nestle among greenery. Choose your favorite dry flowers or herbs, lay them on top of each other in a glass jar, and fill it with your favourite aroma oils. Let its scent permeate the air and find peace within this moment.

- Aroma oil scented with natural pure essential oil blends. No artificial fragrance
- Seasonal dry flowers and herbs
- create your own Herbarium Diffuser
- Enjoy the workshop at our corner among greenery
- 45 mins DIY session. Available daily

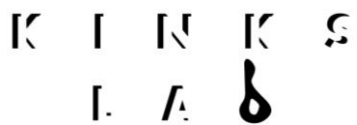
給自己留一點時間，安坐在充滿綠色植物的角落，在微風下選著喜愛的標本花草，按著層次安放在玻璃瓶裡，慢慢把情有獨鍾的精油擴香油好好填滿瓶子，享受給自己喘息的一刻。

- 六款獨家純精油調香擴香油，不含人造香精
  - 多達十多種乾燥花材
  - 製作獨一無二的花草標本擺飾
  - 於PMQ門店 植物大廳製作
  - 每節45分鐘，可一至二人製作，無需預約
- #自助工作坊 #精油擴香 #花草放題

- Available: Every day (no need book in advance)
- Duration: 45 mins per session
- Venue: Studio S403 verandah
- Charge: \$388
- Age: 12+
- Capacity: 2 pax
- Language: Cantonese, Mandarin, English
- Registration: Walk in
- Enquiry: Bathe to Basics (2858 8135 / [info@bathetobasics.com](mailto:info@bathetobasics.com))







## "Blob" Vase Workshop 流體形態花瓶工作坊

\*Workshop information is subject to change without prior notice.  
Please contact the host directly for the latest details.



Inspired by Blobitecture, we present to you the vase with a “blob” shape that makes your bouquet stand out. You will learn about the characteristics of gypsum and polishing techniques during the 3-hour workshop. With the top half of the vase 3d printed in advance, you will hand craft the bottom half of the vase in your own pattern and color.

以流體建築為創作靈感，以一雙手製作出形態獨特的花瓶。工作坊會預先提供3D打印的花瓶上半部分，參加者會於3小時的工作坊中體驗石膏粉的特性及打磨技巧，並製成不同顏色及紋理的花瓶。

- Available: Every day, by appointment only (1 day in advance)
- Duration: 3 hours
- Venue: Studio S406
- Charge: \$800 per person
- Age: 12+
- Capacity: 1-4 pax
- Language: Cantonese, Mandarin, English
- Registration: [info@kinks-lab.com](mailto:info@kinks-lab.com) / 6281 7797
- Enquiry: Andrea Lau (6281 7797 / [info@kinks-lab.com](mailto:info@kinks-lab.com))







**MDVS**  
by  
Mondovi®

## Create Your Own Bracelets by Natural Gemstone 天然水晶手鍊工作坊

\*Workshop information is subject to change without prior notice.  
Please contact the host directly for the latest details.



MDVS by Mondovi, is a creative jewelry brand with unique style and new design. Whether it is elegant, noble, or stylish, brand accessories can show fashionable men and women their personal styles. Create and make your own style nature gemstone knot bracelet :

- Create your favorite colour combination by bead & wax cord / rope
- Use accessories to increase the sense of hierarchy

Bracelet A set including : 2-4pcs \_ 6- 8mm beads , 4-6pcs accessories , wax cord / rope

Bracelet B set including : 6-10pcs \_ 8-10mm beads , 6-10pcs accessories , wax cord / rope

Mondovi旗下的MDVS，是一個風格獨特、設計新穎的創意珠寶品牌。無論是優雅、高貴還是時尚，品牌配飾都能展現時尚男女的個人風格。製作您自己個人的風格的天然水晶手鍊：

- 用珠子和蠟繩/繩子，創造您最喜歡的顏色組合
- 使用配飾增加層次感

手鍊A套裝包括：2-4 顆 6-8毫米珠子，4-6 顆配飾，蠟繩/繩

手鍊B套裝包括：6-10 顆 8-10毫米珠子，6 - 10 顆配飾，蠟繩/繩

- Available: Weekday (14:00 - 20:00) by appointment
- Duration: 1.5 - 2 hours
- Venue: Studio S413
- Charge: Set A - \$580/ person , Set B - \$ 860
- Age: No Limited
- Capacity: 2-4 pax
- Language: Cantonese, English
- Registration: WhatsApp 852-68842813 / [info@mondovi.com.hk](mailto:info@mondovi.com.hk)
- Enquiry: Nolly Leung (WhatsApp 852- 68842813 / [info@mondovi.com.hk](mailto:info@mondovi.com.hk))





## Chinese flower arrangement trial class 中華花藝體驗班（盤花班）

We will give you a brief history about Oriental flower arrangement and share the basic technique about how to make a Chinese flower arrangement. It's gonna be approx. 2 hrs lesson (max 4 ppls for each section). The course fee including: 1 flower container, 1 Floral frog (8cm), and all flowers and teaching materials.

誠意邀請喜歡花卉草木的你，一齊來嘩花池體驗中華花藝班！費用包括花材，8CM劍山及花器！除了跟你講解有關花道歷史之外，珠老師還會細心為你介紹各種花材特性及插作技巧！

- Available: Everyday (Please make your appointment at least 4 days in advance)
- Duration: 2 hours
- Venue: Studio S503
- Charge: \$550 per person
- Age: 12+
- Capacity: 4
- Language: Cantonese, Mandarin, English
- Registration: WhatsApp 92739788 / [waafaacii@outlook.com](mailto:waafaacii@outlook.com)
- Enquiry: Teacher Chu (92739788 / [waafaacii@outlook.com](mailto:waafaacii@outlook.com))





## Chinese Flower arrangement Trial Class (Tall Bowl) 中華花藝體驗班 (立碗班)

A brief introduction about Chinese Flower art, knowing how to appreciate floral art with only a few flowers plus twigs and branches. It's a 2 hours course including flowers, a tall bowl, a piece of deadwood & flower frog.

為你講解中華花藝特式，運用幾支的花卉草木都能做出令人賞心悅目的作品。兩小時的花藝班包含花材，立碗，沉木及劍山。

- Available: Everyday (Please make your appointment at least 4 days in advance)
- Duration: 2 hours
- Venue: Studio S503
- Charge: \$478 per person
- Age: 12+
- Capacity: 5
- Language: Cantonese
- Registration: WhatsApp 92739788 / [waafaacii@outlook.com](mailto:waafaacii@outlook.com)
- Enquiry: Teacher Chu (92739788 / [waafaacii@outlook.com](mailto:waafaacii@outlook.com))



## Flower Jar Tutorial 小瓶投花班

We will guide you to choose the right flowers for your arrangements that match with the jar colour and how to get the right height for the whole design.

按你所選的花瓶顏色教授如何配搭合適的花材。以正確比例插出一瓶漂亮的花。

- Available: 5th - 27th Nov (every weekend) , 3pm to 6pm (by appointment)
- Duration: 45 mins
- Venue: Studio S503
- Charge: \$220/per person or (\$700/4 person)
- Age: 5+
- Capacity: min 1
- Language: Cantonese, Mandarin, English
- Registration: WhatsApp 92739788 / [waafaacii@outlook.com](mailto:waafaacii@outlook.com)
- Enquiry: Teacher Chu (92739788 / [waafaacii@outlook.com](mailto:waafaacii@outlook.com))





## Mini Bonsai Arrangement Workshop 迷你盆景工作坊



Mini bonsai workshop allows you to learn Bonsai making techniques & tips of taking care of the plant. We will provide a pot plants, moss, gems and an animal figure to create an alternative-style bonsai.

特色盆景工作坊讓你學習製作盆景技巧，植物種植及護理小知識。運用室內植物，苔蘚，水晶原石及動物擺設製作另類風格的盆景。

- Available: Everyday (Please make your appointment at least 4 days in advance)
- Duration: 1.5 hours
- Venue: Studio S503
- Charge: \$488 per person (original package 2粒隨形水晶及1隻貓擺設)
- Age: 12+
- Capacity: mini 2, max 8
- Language: Cantonese
- Registration : WhatsApp 92739788 / [waafaacii@outlook.com](mailto:waafaacii@outlook.com)
- Registration: Teacher Chu (92739788 / [waafaacii@outlook.com](mailto:waafaacii@outlook.com))







S506 Dyelicious

December 2022

\*Workshop information is subject to change without prior notice.  
Please contact the host directly for the latest details.

## Dyeing Experience by Food Waste Colour Workshop 天然剩食染色紮染輕體驗



During this dye-licious food dyeing workshop, you will take part in the process of dyeing from concept all the way to finished product. Every simple step will be part of the dyeing process and by putting your heart into it, you will make the work unique. You will make your own Shibori tie-dye or Itajime, a wooden-plate-dye, using a 50×50 centimeter Furoshiki—a traditional wrapping cloth—with the option to upgrade to something else. You will experience the experimental spirit behind the creative process using fresh food waste colors provided by Seasonal with blue from purple cabbage, yellow from onion and ginger, purple from sweet potato, brown from tea and coffee, pink from sakura wood, and more.

課程內容 ● 紮染 ( Shibori 絞り染め ) ● 源於日本傳統的染色技術，透過橡筋木夾彈珠等工具，綁紮布品，令染液不能滲透織物而染製紋理的方法。運用日本傳統綁紮技巧，加上你的創意，探索廚餘染料帶來的魅力，親手染製獨一無二的日常用品，為生活加點色彩，同時減低對環境的污染。也歡迎你帶自己的舊衣物來，為它升級創造及添上色彩。

► 透過3小時的天然染色實驗，你會...

- ❖ 認識天然染料 ( Indigo、櫻花粉、紫薯紫、薑蔥黃 ) 的製作
- ❖ 導師示範及教授多種「絞紮技巧」
- ❖ 體驗匠人染色樂趣
- ❖ 參與工藝製作，讓創意能量碰撞，綻放出屬於你的獨一無二作品
- ❖ 完成課堂後，可訂購 DIY染色套裝在家繼續體驗

- Available: Every weekend (10:30am – 13:30pm/ 2:30pm – 5:30pm) – by appointment
- Duration: 3 hours
- Venue: Studio S506
- Charge: \$398/head
- Age: 12+
- Capacity: max. 8 pax
- Language: Cantonese
- Registration: <https://www.shop.dyelicious.hk/book-online>
- Enquiry: Dyelicious (98583616 / [info@run2tree.com](mailto:info@run2tree.com))





S511 Oscary Art

## Art Jam 自助繪畫

**December 2022**

\*Workshop information is subject to change without prior notice.  
Please contact the host directly for the latest details.



Since 2010, we had been one of the most popular art studios in Hong Kong. Our studios provides all materials for acrylic paintings in many choices of canvas sizes. Our tutor in shop to assist you on your idea and basic painting techniques, we are looking forward to make creative pieces with you together.

自2010年以來，我們一直是香港最受歡迎的藝術工作室之一。我們的工作室提供了丙烯材料及不同大小的畫板。我們的導師亦會與你一同尋找靈感和教導繪畫的基本技巧，我們期待與你一起創造創意。

- Available: Every day (by appointment only)
- Duration: 4 hours
- Venue: Studio S511 & verandah
- Charge: \$200/head
- Capacity: 1-4 pax
- Language: Cantonese, Mandarin, English
- Registration: [www.oscaryart.com](http://www.oscaryart.com); [oscaryart@gmail.com](mailto:oscaryart@gmail.com); 95881514
- Enquiry: Winnie Chan (95881514 / [oscaryart@gmail.com](mailto:oscaryart@gmail.com))







S512 Boroka Kopacz — Dragon Fly Studio

## Artflow

**December 2022**

\*Workshop information is subject to change without prior notice.  
Please contact the host directly for the latest details.



Artflow is an hour and a half long creative workshop in Boroka's studio, designed for people, who would love to connect with themselves and express their inner landscapes through art. No previous art making experience needed, just an openness to explore.

The structure of the workshop is the following: 1. Aware - connecting to ourselves under Boroka's gentle guidance 2. Express - creation in action 3. Reflect - sharing circle

- Available: Every Wednesday (6pm- 7.30pm - previous booking is necessary)  
\* For the class to be held, minimum 3 ppl must book in, at least 24 hour in advance.
- Duration: 1.5 hours
- Venue: Studio S512
- Charge: \$280/head
- Age: This is an adult workshop, however children are also welcome 10+ accompanied by a parent or other trusted adult, who also participates in the workshop.
- Capacity: Min 3ppl, max 8ppl
- Language: English
- Registration: +852 9444 4960
- Enquiry: Boroka Kopacz (+852 9444 4960 / boroka\_hk@yahoo.com)





S513 513 Paint Shop

**December 2022**

## Gold Foil Totebag Workshop 金箔布袋工作坊

\*Workshop information is subject to change without prior notice.  
Please contact the host directly for the latest details.



Decorate tote bag with gold foil, refashioning simplicity to a wearable artwork. It revives the common fashion piece with a touch of luxury.  
利用金箔設計獨一無二的帆布布袋，將它變成一件可穿戴的藝術品。

- Available: Every Saturday & Sunday by appointment (12pm-2pm, 2pm-4pm, 4pm-6pm)
- Duration: 2 hours
- Venue: Studio S513 verandah
- Charge: \$300/head
- Capacity: 1-8 pax
- Language: Cantonese, English
- Registration: <https://www.513paintshop.com/collections/513-workshops/products/draw-paint-tote-bag>
- Enquiry: Jacqueline Wong (21552282 / [shop@513paintshop.com](mailto:shop@513paintshop.com))





S513 513 Paint Shop

## Coaster Painting 水松杯墊工作坊

**December 2022**

\*Workshop information is subject to change without prior notice.  
Please contact the host directly for the latest details.



Paint and draw with 513 paints on a cork coaster.

水松杯墊設計。

- Available: Every day by appointment (12pm-1:30pm, 2pm-3:30pm, 4pm-5:30pm)
- Duration: 1.5 hours
- Venue: Studio S513 verandah
- Charge: \$150/head
- Capacity: 1-8 pax
- Language: Cantonese, English
- Registration: <https://www.513paintshop.com/collections/513-workshops/products/draw-paint-coaster>
- Enquiry: Jacqueline Wong (21552282 / shop@513paintshop.com)





S513 513 Paint Shop

**December 2022**

## Master Class Series 大師抽象畫班

\*Workshop information is subject to change without prior notice.  
Please contact the host directly for the latest details.

One-on-one workshop with tutor to create abstract painting with foil on velvet fabric or canvas.

在絲絨布或帆布上創作抽象畫，並配以金箔作點綴。工作坊以一對一形式進行。

- Available: Every day by appointment (12:00pm-3:00pm, 3:00pm-6:00pm)
- Duration: For size, 50cm x 50cm: 1 session, 3 hours; For size, 130cm x 100cm: 2-3 sessions, each session about 2-3 hours (Total 6 hours)
- Venue: Studio S513 verandah
- Charge: On Velvet/Canvas (50cm x 50cm) HK\$900/head | On Velvet (130cm x 100cm) HK\$1800 /head
- Capacity: 1-4 pax
- Language: Cantonese, English
- Registration: <https://www.513paintshop.com/collections/513-workshops/products/master-class-series> (Book before 5-7 days ahead)
- Enquiry: Jacqueline Wong (21552282 / [shop@513paintshop.com](mailto:shop@513paintshop.com))





S513 513 Paint Shop

**December 2022**

## Denim Gold Foil Handbag Workshop 金箔x牛仔布手袋工作坊

\*Workshop information is subject to change without prior notice.  
Please contact the host directly for the latest details.



Decorate denim handbag with gold foil, refashioning simplicity to a wearable artwork. It revives the timeless fashion piece with a touch of luxury.

利用金箔設計獨一無二的牛仔布手提袋，將它變成一件可穿戴的藝術品。

- Available: Every day by appointment (12pm-2pm, 2pm-4pm, 4pm-6pm )
- Duration: 2 hours
- Venue: Studio S513 verandah
- Charge: \$300/head
- Capacity: 1-8 pax
- Language: Cantonese, English
- Registration: <https://www.513paintshop.com/collections/513-workshops/products/denim-workshop>
- Enquiry: Jacqueline Wong (21552282 / shop@513paintshop.com)





S513 513 Paint Shop

**December 2022**

## Pour Painting Workshop 流體畫工作坊

\*Workshop information is subject to change without prior notice.  
Please contact the host directly for the latest details.

Let your paint flow, to create a fascinating and unique art piece.  
讓顏料任意在畫面上流動，創作出一幅獨一無二的藝術品。

- Available: Every day by appointment (12pm-2pm, 2pm-4pm, 4pm-6pm)
- Duration: 2 hours
- Venue: Studio S513 verandah
- Charge: From \$180/head
- Capacity: 1-6 pax
- Language: Cantonese, English
- Registration: <https://www.513paintshop.com/collections/513-workshops/products/pour-painting-workshop> (Book before 3-5 days ahead)
- Enquiry: Jacqueline Wong (21552282 / shop@513paintshop.com)





S513 513 Paint Shop

**December 2022**

\*Workshop information is subject to change without prior notice.  
Please contact the host directly for the latest details.

## Aqua Mark-making 水彩畫・痕跡創作



Scribble, splash, doodle, dot. Enjoy the process of making as many marks as you can with pencils, pastels and paints. Bring your mind wander in wonderland and roam across the canvas to express your imaginary with emotions.

塗一塗，潑一潑，掃一掃，點一點。拿著鉛筆，蠟筆，油漆，讓您的思想在仙境中徘徊，隨意畫冊上漫遊，抒發您的情感，塑造您的幻想。

- Available: Everyday (12pm-2pm, 2pm-4pm, 4pm-6pm by appointment)
- Duration: 2 hours
- Venue: Studio S513 verandah
- Charge: \$250
- Capacity: 4 pax
- Language: Cantonese, English, Mandarin
- Registration: <https://www.513paintshop.com/collections/513-workshops/products/aqua-mark-making>
- Enquiry: Team 513 (21552282 / shop@513paintshop.com)







\*Workshop information is subject to change without prior notice.  
Please contact the host directly for the latest details.

## Simplified, Easy and Fun Shoe Making Workshop 簡單、輕鬆、有趣的製鞋工作坊



### Easy-2-Make | Beginner Workshop

- Original Designs
- Handmade by You

New shoemaking workshops by Shoe Artistry. Experience making a wearable pair within 3-4 hours. It can be for yourself, a friend or even as gifts for a loved one. Simple and Fun! \* Shoe style and colour need to be confirmed before class

### 簡易手工鞋班 | 初階

- 原創設計
- 由你親手製作

鞋藝工館初階造鞋工作坊，3-4小時內就可製作出可穿，有型和舒適的鞋子。親自製作的鞋子可以是給自己穿，製作得給朋友或是送給最愛的那一位，簡單又有趣！

- Available: Every Saturday (between 12nn - 6pm by appointment)

For other days, please send enquiry.

- Duration: 3-4 hours
- Venue: Studio S603 or verandah
- Charge: \$500 and above
- Capacity: 2-4 pax
- Language: Cantonese, English
- Registration: <http://shoeartistry.com/beginner-shoemaking-workshops/>
- Enquiry: Jeff Wan (2796 6018/ hi@shoeartistry.com)





cocoon architecture

\*Workshop information is subject to change without prior notice.  
Please contact the host directly for the latest details.

## 3D Printing - Gift making workshop

### 3D打印工作坊



Participants will be taught on basic 3D modelling skills on shaping a model. Based on a provided module, participants may alter the size / height / scale of the module easily to produce their own unique model. The model can then be 3D printed and used as a container, flower pot or even a sculpture and brought back by the participants.

參加者於我們的工作坊可學到基本塑造3D模型的技能。根據我們提供的基本模組，參與者可以輕鬆更改模組的大小/高度/比例，以製作自己獨有的模型。參加者製作的模型將會進行3D打印，模型可用作容器、花盆甚至雕塑，由參與者帶走。

- Available: by appointment only
- Duration: 1.5 hours
- Venue: Studio S604 or verandah
- Charge: \$600 per person
- Age: all ages, kid aged 4+ with 1 parent
- Capacity: mini. 2 people
- Language: Cantonese, Mandarin, English
- Registration: email : [info@cocoonarchitecture.com](mailto:info@cocoonarchitecture.com), phone: 23520686
- Enquiry: Wilson Yeung (23520686/ [info@cocoonarchitecture.com](mailto:info@cocoonarchitecture.com))



# HAK

H202 HAK

**December 2022**

\*Workshop information is subject to change without prior notice.  
Please contact the host directly for the latest details.

## Two-way knit necklace workshop 兩用編織頸鏈工作坊



During the workshop, you will learn how to use the ribbon yarn to knit the two-way necklace. This necklace use a magnetic clasp to connect. It can wear it as a long necklace or as a bracelet & necklace set. All materials included.

這個工作坊將會教授使用扁帶編織兩用雙色頸鍊。使用磁石扣連結，可作長頸鍊配帶，亦可作手鍊及頸鍊套裝配帶。所有材料已包括學費內。

- Available: Every Saturday & Sunday 11:30am-1:30pm (by appointment)
- Duration: 2 hours
- Venue: Studio H202
- Charge: \$580 per person/ \$960 for 2 person
- Capacity: 2 - 6 pax
- Language: Cantonese, English
- Registration: [hak.studio@hotmail.com](mailto:hak.studio@hotmail.com)
- Enquiry: Ling Wong (55118412 / [hak.studio@hotmail.com](mailto:hak.studio@hotmail.com) )







H207 Palicoffee

**December 2022**

## Palico Coffee Workshop Palico咖啡工作坊

\*Workshop information is subject to change without prior notice.  
Please contact the host directly for the latest details.



We offer a wide range of workshops, from the fundamentals—an introduction to espresso, latte art, and cupping—to in-depth explorations of coffee's history. We invite all amateurs into infinite coffee imagination. Different coffee tasting workshops are held to teach them how to identify different coffee beans and brew in various ways. They can have hands-on experience on brewing their own cup with different brewing equipment. It's all about coffee appreciation!

Palico提供一系列咖啡工作坊，基礎理論，到沖煮體驗均一一涵蓋。Espresso、拉花、手沖，以至品味咖啡的技巧，我們將從不同的角度，與參加者一同認識咖啡。歡迎大家與我們一同體驗、一同欣賞咖啡，展開奇妙的咖啡旅程！

- Available: Every weekend (2:00pm – 3:30pm or 4:00pm – 5:30pm by appointment)
- Duration: 2 hours
- Venue: Studio H207
- Charge: \$300 per person
- Age: Adult only
- Capacity: 2-4 pax
- Language: Cantonese
- Registration: <https://www.palicoffee.net/workshops>
- Enquiry: Icy Chan (2127 6969 / 5115 6262 / [icy@palicoffee.net](mailto:icy@palicoffee.net))





## OBELLERY

## Gemstone Signet Ring Workshop

### 寶石印章戒指製作班

\*Workshop information is subject to change without prior notice.  
Please contact the host directly for the latest details.



Signet rings were heirloom jewelleries popular among the nobles dating back to 3500BC. Though no longer serves its purpose as a form of identification in modern days. In place of the engraved crest, signet rings in modern times come in all shapes and styles. Along with its rich history and timeless aesthetics, it still remains as a popular piece of fashion accessory.

Obellery will be holding a time-limited gemstone signet ring workshop, allowing you to hand-craft your own signet ring and learning to set a precious piece of gemstone on top, making it a perfect workshop for the crafty fashionistas!

During the workshop, you will learn basic silversmithing techniques such as piercing, filing, annealing, soldering, polishing and bezel setting. If you are looking to challenge yourself and add an extra treasure to your jewellery collection, do not miss the chance to join us!

印章戒指的歷史悠久至公元3500年前，向來是貴族們用作簽署，象徵著家族傳承及身份地位的珍貴首飾。其功能雖然經已不再適用於現今社會，但其豐富的歷史背景及中性的典雅輪廓，使其依然能屹立於當代首飾潮流圈。棄除了家族標誌的雕刻，取而代之是各種創意無限的物料和設計，令印章戒指能繼續地大放異彩。

Obellery將舉辦有別於常規課程外的寶石印章戒指工作坊，參加者可動手製作屬於自己的印章戒指並在頂端鑲嵌一顆貴寶石，最適合喜愛手功藝的時尚達人，夥同一眾好友參加。

在是次工作坊你可以體驗到金工製作的基本技巧，如切割、退火、焊接、挫修、打磨和包邊寶石鑲嵌等等，想要挑戰自己手藝及多擁有一件收藏品的您切勿錯過！

- Available: 2:00pm – 6:00pm (by appointment)
- Duration: 4hours
- Venue: Studio H403
- Charge: Silver Signet ring \$1,880 /person | Extra fee for Gemstones, ranging from HKD 150 - 1800
- Age: 18 or above
- Capacity: max. 4 pax
- Language: Cantonese, Mandarin, English
- Registration: <https://www.obellery.com/gemstone-signet-ring-workshop>
- Enquiry: Titus Chan / Natalie (2155 4198/ info@obellery.com)



## OBELLERY

## Silver Ring Jewellery Workshop

### 銀戒指製作班

\*Workshop information is subject to change without prior notice.  
Please contact the host directly for the latest details.



Life could feel like a rut when a few bad things happen in the same week, but a fresh experience in the weekend can turn it all around! If you like jewellery and enjoy a hands on learning experience, our workshops might just be the mini vacation you need for the week. This course is for those who have yet to experience the joys of jewellery making and would like to give learning these new skills a try. Our tutor will teach in a group or as individuals to provide guidance and technical support throughout the process. You will learn the basic silversmithing skills such as: Piercing, Filing, Annealing, Soldering, Basic hammering, Texturing, Polishing, Twisting. There are 3 levels to choose from, each with a unique set of designs templates that focuses on a different aspect of the craft.

Level 1: Minimalist classic perfect for everyday wear

Level 2: Designs that highlight the charm of specific metalsmithing techniques

Level 3: A selection of advanced design that will require an extra bit of patience

每日疲於奔命讓你忘卻手作的樂趣了嗎？何不偷閒重新感受這種全神投入的時光 如果你沒有任何首飾製作經驗，又希望可以親身體驗一下以傳統金工技術，去打造一隻屬於自己或伴侶的獨一無二既純銀指環，可試試這個銀介指製作班工作坊喔。導師們會以小組或個人形式教授及協助你們完成屬於你的銀介指。制作班內可以學到一些金屬處理的基本技巧，如金屬切割，退火，焊接，挫修，打磨，手工拋光，金屬處理等。

Level 1: 款式簡單，適合沒有任何首飾製作經驗的人參加

Level 2: 難度相對比較高，款式比較複雜一點

Level 3: 所需的製作時間較長，參加者需要較多的耐性和技巧去完成

- Available: 11am & 2:30pm & 5pm (by appointment)
- Duration: (Level 1): 1.5 - 2.5 hours (Level 2): 2 - 3 hours (Level 3): 3 hours
- Venue: Studio H403
- Charge: (Level 1): \$880 / person (Level 2): \$1280 / person (Level 3): \$1480 / person
- Target Age Group: 18 or above
- Capacity: max. 4 pax
- Language: Cantonese, Mandarin, English
- Registration: <https://www.obellery.com/silverringjewelleryworkshop/> Email: [info@obellery.com](mailto:info@obellery.com) / Phone calling: 2155 4198
- Enquiry: Titus Chan / Natalie (2155 4198/ [info@obellery.com](mailto:info@obellery.com))



## OBELLERY

Silver bangle workshop  
銀手鐲製作班

\*Workshop information is subject to change without prior notice.  
Please contact the host directly for the latest details.



In our silver bangle making workshop, you will be able to handcraft your very own silver bangle within 1 single session. We provide 6 samples to choose from and each style comes with different techniques. You may choose one style per class. Our tutor will teach in a group or as individuals to provide guidance and technical support throughout the process. We provide all the tools and equipment needed for jewellery making. Extra silver fee may be charged depending on the weight. For health and safety issues, you will be asked to tie up your hair and wear closed shoes during the making process.

在2-3小時內，你將會學到以傳統金工技巧去製作一隻銀手鐲。我們會提供一些簡單而獨特的手鐲款式以作參考，而每一個款式都能學到不同的金工技巧。導師們會以小組或個人形式教授及協助。製作班內你能學到一些金屬處理的基本技巧，如金屬切割，退火，焊接，挫修，打磨，手工拋光，金屬處理，曲面形成，扭線製作等。我們的銀飾工作坊均由專業珠寶設計師擔任導師。他們作為獨立當代珠寶藝術家每一個都具備相當的專業素質，當中不少是任教各大院校的導師。所有課程以英語，粵語或普通話授課皆可。無論閣下是在地的市民或是前來香港的旅客們，OBELLERY都能為您提供一個難得的金工體驗，共同製造難忘的一天。

- Available: 11am & 2:30pm & 5pm (by appointment)
- Duration: 2 -3 hours
- Venue: Studio H403
- Charge: \$1780/person
- Target Age Group: 18 or above
- Capacity: max. 4 pax
- Language: Cantonese, Mandarin, English
- Registration: <https://www.obellery.com/silver-bangle-making-class> / Email: [info@obellery.com](mailto:info@obellery.com) / Phone calling: 2155 4198
- Enquiry: Titus Chan / Natalie (2155 4198/ [info@obellery.com](mailto:info@obellery.com))



## OBELLERY

Signet ring workshop  
印章戒指製作班

\*Workshop information is subject to change without prior notice.  
Please contact the host directly for the latest details.



Signet rings are part of time-honoured tradition practiced by aristocrats, commonly used as a personal signature or symbol of family heritage for an official seal. A design was usually engraved into the metal of the ring and then pressed into wax or clay. Authentic antique signet rings are rare and valuable as they were often destroyed when their wearer died. Nowadays people wear because of its distinctive style, personal choice of expression or fashion accessories. If you are interested in metalwork, this is a very good chance for you to learn how to create a signet ring in a traditional way. We are very welcome even you are completely new in jewellery making!

印章戒指的歷史源遠悠長。傳統的印戒是給貴族們用於文件上簽署，他們多數會在戒指刻上家族的標誌，再壓在蜂蠟或黏土上。基於貴族的繼承性，當配戴者逝去時印戒大多會被破壞，所以，經過歷史遺留的印戒已經很稀有及相當珍貴。現今印章戒指已成為時尚首飾，不論男女也可以配戴。我們今次的工作坊，主要是希望介紹傳統鑄造戒指的方法，即使你沒有任何金屬製作的經驗也歡迎參與！

- Available: 11am, 5:30pm (by appointment)
- Duration: 3 hours
- Venue: Studio H403
- Charge: \$1480/person
- Target Age Group: 18 or above
- Capacity: max. 2 pax
- Language: Cantonese, Mandarin, English
- Registration: <https://www.obellery.com/signet-ring-workshop> / Email: [info@obellery.com](mailto:info@obellery.com) / Phone calling: 2155 4198
- Enquiry: Titus Chan / Natalie (2155 4198/ [info@obellery.com](mailto:info@obellery.com))





## OBELLERY

Wedding ring workshop  
結婚戒指製作班

\*Workshop information is subject to change without prior notice.  
Please contact the host directly for the latest details.



What else could be more meaningful and memorable than handmade wedding rings for your significant other? This course allows you to express your love to your beloved one in a special touch. The first lesson we will teach you with silver, which allows you to visualise the final outcome and the next lesson you will start working with gold. Our tutor will guide you during the making process and ensure that your outcomes are beautiful as they are precious. We provide all the tools and equipments for jewellery making. Extra gold fee may be charged depending on the weight.

無論閣下是在地的市民或是前來香港的旅客們，OBELLERY都能為您提供一個難得的金工體驗，共同製造難忘的一天。我們的工作室均對外開放，營業時間為週一至週日每天早上11時至晚上7時。我們的銀飾工作坊均由專業珠寶設計師擔任導師。他們作為獨立當代珠寶藝術家每一個都具備相當的專業素質，當中不少是任教各大院校的導師。所有課程以英語，粵語或普通話授課皆可。

結婚戒指象徵著承諾，對彼此間的信任及存有永恆的祝福。而親自製作更是最能表達心意及傳達愛的方式。現在，情侶們可以躬行實踐，用雙手打造屬於您倆的婚戒，留下一份難忘的幸福時光，並成為您和摯愛間的珍貴回憶。課程會分為兩部份，首堂需設計並用純銀確定款式，製作初稿；而次堂便會用純金或18ct黃金/白金/玫瑰金正式製作，當中更可學到很多相關打金工藝的技術。

- Available: 11am & 2:30pm & 5pm (by appointment)
- Duration: 3 hours
- Venue: Studio H403
- Charge:
  - Single Colour Fee: \$13,800 / 2 people (Select 1 out of 3 variations of 18k gold. Yellow / White / Rose gold ) 一種混合金屬的婚戒
  - Bi- Colour Fee: \$16,200 / 2 people (Select 2 out of 3 variations of 18k gold. Yellow / White / Rose gold ) 兩種混合金屬的婚戒
- Target Age Group: 18 or above
- Capacity: max. 2 pax
- Language: Cantonese, Mandarin, English
- Registration: <https://www.obellery.com/weddingringmakingcourse> / Email: [info@obellery.com](mailto:info@obellery.com) / Phone: 2155 4198
- Enquiry: Titus Chan / Natalie (2155 4198/ [info@obellery.com](mailto:info@obellery.com))





H405 Isatisse Studio

**December 2022**

\*Workshop information is subject to change without prior notice.  
Please contact the host directly for the latest details.

## Nagomi Pastel Art Workshop 和諧粉彩體驗工作坊



Nagomi Art, a form of Japanese art healing founded in Japan, using pastels and fingers to create a gentle, transparent, warm, and heart-touching art through simple yet unique ways of painting techniques. The therapeutic nature of this art is able to create a sense of harmony and enhance the self-esteem of the painter. This art helps to calm and relax one's mind as the painters go through the process to choose and blend the colors and complete the beautiful art piece all by themselves. It's an art for everyone and anyone!

和諧粉彩源自日本，由細谷典克先生於2003年創立的一門大眾藝術。細谷先生發現日本人在職場上情緒壓抑的問題很值得正視，於是想藉一種簡單、放鬆的作畫方法，讓人們從中獲得放鬆、愉悅的感覺，透過這門藝術紓解壓力與情緒。他隨後成立了日本粉彩希望協會JPHAA，希望把這門藝術推廣開去，讓更多人感受到藝術療癒的威力。我們透過體驗工作坊，讓繁忙的都市人及從未接觸過和諧粉彩但有興趣的朋友們，一同來參與，既可發揮創意，又可治癒心靈。大家就一起來體驗這個快樂的藝術療癒旅程吧！

- Available: Everyday (11:30a.m to 2:00p.m / 2:00p.m to 4:30p.m / 5:00p.m to 7:30p.m – book 3 days prior)
- Duration: 2.5 hours (1-2 artworks can be done)
- Venue: Studio H405
- Charge: \*\*\$320 per person  
\*\* \$300 per person for 2 people enrolling at one time!!  
\*\* \$450 per 1 Parent + Kid (For a parent with a kid aged under 5 creating the artworks together)
- Capacity: 1-6 pax
- Language: Cantonese, Mandarin, English
- Registration: Instagram: @isatisse, FB: Isatisse by Isabel Tong, Whatsapp / Signal 92612948
- <https://isatisse.com/collections/workshop/products/nagomi-pastel-art-trial-workshop-%E5%92%8C%E8%AB%A7%E7%B2%89%E5%BD%A9%E9%AB%94%E9%A9%97%E5%B7%A5%E4%BD%9C%E5%9D%8A>
- Enquiry: Isabel Tong (92612948 / info@isatisse.com)





## "BRIGHT BRIGHT CITIES" CREATIVE PAPER LANTERN WORKSHOP 動感都市創意紙燈籠工作坊

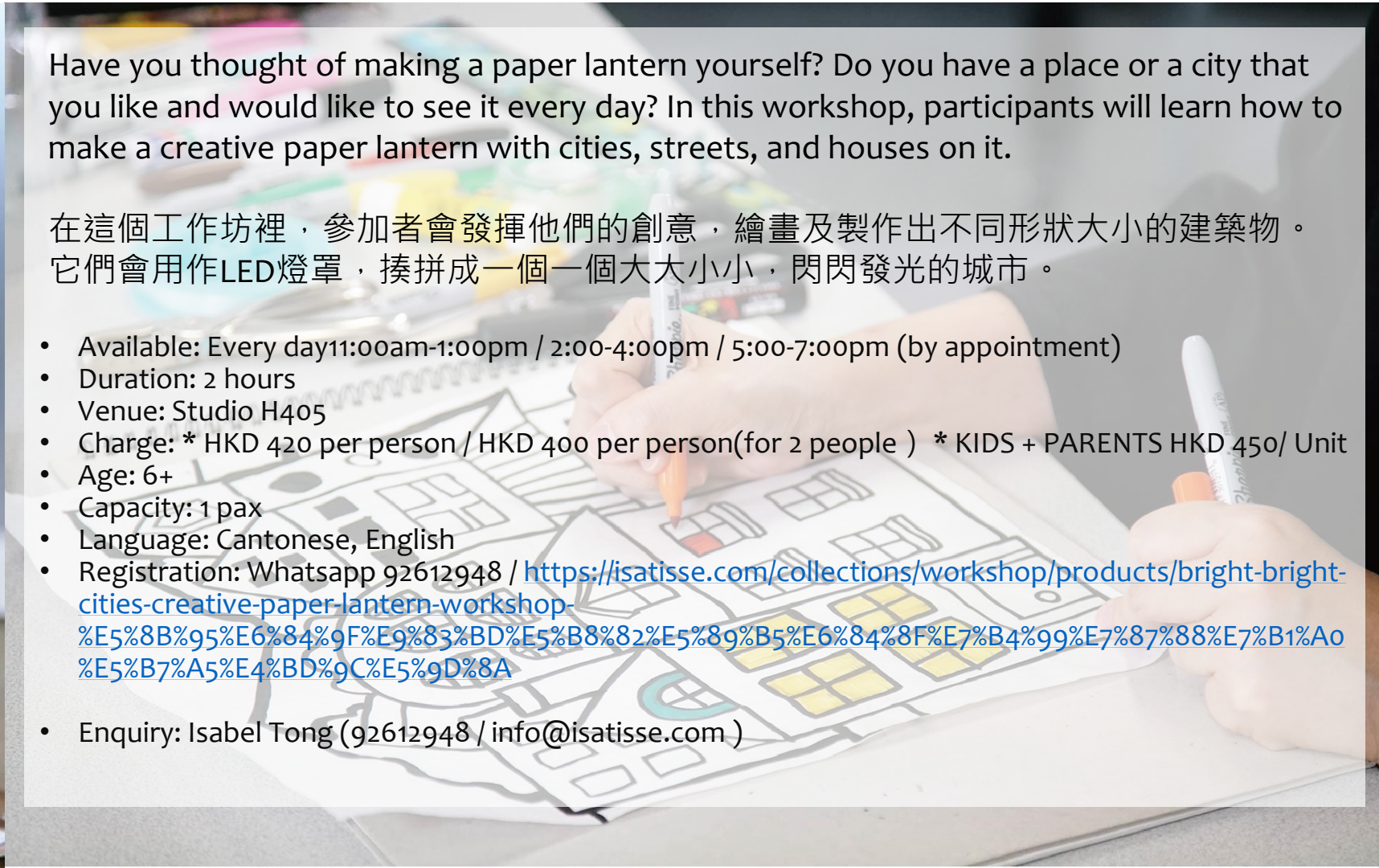
\*Workshop information is subject to change without prior notice.  
Please contact the host directly for the latest details.



Have you thought of making a paper lantern yourself? Do you have a place or a city that you like and would like to see it every day? In this workshop, participants will learn how to make a creative paper lantern with cities, streets, and houses on it.

在這個工作坊裡，參加者會發揮他們的創意，繪畫及製作出不同形狀大小的建築物。它們會用作LED燈罩，湊拼成一個一個大大小小，閃閃發光的城市。

- Available: Every day 11:00am-1:00pm / 2:00-4:00pm / 5:00-7:00pm (by appointment)
- Duration: 2 hours
- Venue: Studio H405
- Charge: \* HKD 420 per person / HKD 400 per person (for 2 people ) \* KIDS + PARENTS HKD 450/ Unit
- Age: 6+
- Capacity: 1 pax
- Language: Cantonese, English
- Registration: Whatsapp 92612948 / <https://isatisse.com/collections/workshop/products/bright-bright-cities-creative-paper-lantern-workshop-%E5%8B%95%E6%84%9F%E9%83%BD%E5%B8%82%E5%89%B5%E6%84%8F%E7%B4%99%E7%87%88%E7%B1%A0%E5%B7%A5%E4%BD%9C%E5%9D%8A>
- Enquiry: Isabel Tong (92612948 / info@isatisse.com )







H405 Isatisse Studio

**December 2022**

\*Workshop information is subject to change without prior notice.  
Please contact the host directly for the latest details.

## Creative Needle Felting Workshop 創意羊毛氈工作坊

Needle Felting is a fun and relaxing art and craft activity. Participants can use simple needle felting skills and to create their own felted products. Participants may choose to join the following:

A) Creative 3D Needle Felted Plant (Small - 4 pcs / Big 1 pc + Small 1 pc)

B) Creative Needle Felted Coaster (1 to 2 pcs)

\*\* Can add accessories to make key chains / broach

羊毛氈是一種簡單有趣，令人放鬆心情的手作玩意。大家在這個2小時的工作坊裡運用簡單基本的羊毛氈技巧盡情創作自己喜愛的羊毛氈小物。

可選擇：

A) 創意立體羊毛氈盆栽 (小 - 4個 OR 1大1小)

B) 創意羊毛氈杯墊 (1-2個)

\*\* 以上主題均可選擇加配件做成鎖匙扣 / 胸針

- Available: Every Saturday (11:00am – 1:00pm, 2:00pm – 4:00pm, 5:00pm – 7:00pm by appointment)
- Duration: 2 hours
- Venue: Studio H405
- Charge: HKD 420 per person | HKD 400 per person (for 2 people or more) | 1Kid + 1 Parent HKD600 per unit
- Age: 6+
- Capacity: 1-8 pax
- Language: Cantonese, English
- Registration:

<https://isatisse.com/collections/workshop/products/%E5%89%B5%E6%84%8F%E7%BE%8A%E6%AF%9B%E6%B0%88%E5%B7%A5%E4%BD%9C%E5%9D%8A-creative-needle-felting-workshop>

- Enquiry: Isabel Tong (92612948 / info@isatisse.com)







H405 Isatisse Studio

**December 2022**

\*Workshop information is subject to change without prior notice.  
Please contact the host directly for the latest details.

## Nagomi Pastel Greeting Cards DIY Workshop 和諧粉彩賀卡DIY工作坊

Let's DIY Nagomi Pastel greeting cards for your beloved friends and family!! 2 to 3 Nagomi Pastel greeting cards can be done within a 2-hour session. Book now and make something creative for your love ones!! Duration: Approx. 2 hours ( 2 to 3 Greeting cards can be done, envelops included)

臨近節日，今年想親手DIY小心意送俾至愛親朋同時自己放假又想讓自己心靈RELAX放鬆一下嗎？即刻過嚟我地嘅和諧粉彩賀卡DIY工作坊，2小時工作坊內可以任大家創作2-3款和諧粉彩賀卡！！即刻創作一個又和諧又特別嘅賀卡送俾他/她啦！！

和諧粉彩源自日本，由細谷典克先生於2003年創立的一門大眾藝術。細谷先生發現日本人在職場上情緒壓抑的問題很值得正視，於是想藉一種簡單、放鬆的作畫方法，讓人們從中獲得放鬆、愉悅的感覺，透過這門藝術紓解壓力與情緒。他隨後成立了日本粉彩希望協會JPHAA，希望把這門藝術推廣開去，讓更多人感受到藝術療癒的威力。我們透過體驗工作坊，讓繁忙的都市人及從未接觸過和諧粉彩但有興趣的朋友們，一同來參與，既可發揮創意，又可治癒心靈。工作坊時數：約2小時(可完成約2-3張賀卡，連封套)

- Available: Everyday (11am-1pm, 2pm-4pm, 5pm-7pm or by appointment 2 days in advance)
- Duration: 2 hours
- Venue: Studio H405
- Charge: HK\$380 (HK\$350 for two people joining together)
- Age: 10+
- Capacity: 1-8 pax
- Language: Cantonese, English
- Registration: [www.isatisse.com/](http://www.isatisse.com/) [info@isatisse.com/](mailto:info@isatisse.com) 92612948
- <https://isatisse.com/collections/workshop/products/%E5%92%8C%E8%AB%A7%E7%B2%89%E5%BD%A9%E8%81%96%E8%AA%95%E5%8D%A1%E5%8F%8A%E8%B3%80%E5%8D%A1%E5%B7%A5%E4%BD%9C%E5%9D%8A>
- Enquiry: Isabel Tong (92612948 / [info@isatisse.com](mailto:info@isatisse.com))







H405 Isatisse Studio

December 2022

\*Workshop information is subject to change without prior notice.  
Please contact the host directly for the latest details.

## Nagomi Pastel Art JPHAA Certified Associate Instructor Course 和諧粉彩準指導師證書課程

Founded in Japan by Mr Hosoya Norikatsu, Nagomi Art uses sensorial touch from painting with fingers to help bring a sense of harmony and inner peace to the artist. There is something especially therapeutic about an art form where fingers become the brush on the canvas.

- JPHAA Certified Associate Instructor Course
- 3 full-day or 6 half-days course with JPHAA certificate
- Can organize interested class after completing the course

日本和諧粉彩 ( Pastel Nagomi Art ) 是由日本細谷典克先生於2002年創辦，翌年成立Japan Pastel Hope Art Association ( JPHAA ) 日本粉彩希望藝術協會。這指繪療癒藝術，是一種源自日本的獨特繪畫方式，透過簡單的繪畫方法，運用粉彩和手指來彩繪創作者內在的色彩，為不同年紀的人的心靈帶來和諧、寧靜和喜悅。

準指導師班:

- 完成3天全日課程 (或可分6個半日)可申請JPHAA準指導師證書
- 透過完成 18-20幅特定主題的粉彩畫，包括四季、風景、人物、情緒、抽象等，藉此學習多種和諧粉彩技巧。
- 可開辦體驗班

- Available: Everyday (by appointment)
- Duration: 8 hours per day (3 full days) or 3 hours per day (5 to 6 sessions)
- Venue: Studio H405
- Charge: HK\$6,500 including materials and Certificate application fee , 10% off for 2 people enrolling at the same time
- Age: 14+
- Capacity: 1-8 pax
- Language: Cantonese, English
- Registration: [www.isatisse.com/](http://www.isatisse.com/) [info@isatisse.com/](mailto:info@isatisse.com) 92612948
- <https://isatisse.com/collections/workshop/products/%E5%92%8C%E8%AB%A7%E7%B2%89%E5%BD%A9%E6%BA%96%E6%8C%87%E5%B0%8E%E5%B8%AB%E8%AD%89%E6%9B%B8%E8%AA%B2%E7%A8%8B>
- Enquiry: Isabel Tong (92612948 / [info@isatisse.com](mailto:info@isatisse.com) )





## Fluid art x Concrete Candle Workshop

### 混凝土 x 流體藝術 香薰蠟燭工作坊

\*Workshop information is subject to change without prior notice.  
Please contact the host directly for the latest details.



In the Fluid art x Concrete Candle, the oils are 100% pure, natural, uncut. In our workshop, you can create your own scent, own style candle. The scents are specially formulated mixing for different usual and function. We also handcrafted the concrete and fluid art candle jar to let it be one of your stylish homeware collection. The scent of candles can be relaxing and at the same time help to create a cosy atmosphere, and their simple appearance is the perfect room decoration. Workshop included: (1) Concrete x Fluidart Candle Jar, (2) Mixing your own scent of candle, (3) Fluid art Cover

在混凝土和流體藝術香薰蠟燭中，精油是採用 100% 純淨、天然、未切割的。這些香味是專門為不同的功用和功能而配製的。我們還手工製作了混凝土和流體藝術蠟燭罐，讓它成為您的時尚家居用品系列之一。香薰蠟燭的香氣可以令人放鬆，同時助於營造出舒適氣氛，而其簡潔的外表更是最佳的房間裝飾品。工作坊包括：(1) 混凝土 x 流體藝術蠟燭罐，(2) 混合你自己的蠟燭香味，(3) 流體藝術蓋子

- Available: Every day 12:00-1:30 PM, 1:30-3:00 PM, 3:00-4:30PM, 4:30-6:00PM, 6:00-7:30PM (by appointment)
- Duration: Around 1.5 hours
- Venue: Studio H408 or verandah
- Charge: \$450/ person, \$880/ 2 person
- Age: 10+
- Capacity: 2 - 15 pax
- Language: Cantonese, Mandarin, English
- Registration: [raftwong@rcube-design.com](mailto:raftwong@rcube-design.com) ; WhatsApp/ Signal 92541460
- Enquiry: Raft Wong (92541460 / [raftwong@rcube-design.com](mailto:raftwong@rcube-design.com))





H408 Rcube Store

December 2022

\*Workshop information is subject to change without prior notice.  
Please contact the host directly for the latest details.

## Acrylic Fluid Art – Phone case + Tote bag Workshop 丙烯流體藝術 – 手機殼 + 手提袋工作坊



Acrylic fluid art is a great way to relieve stress and ease your tensions. When the vibrant acrylic paints are mixed, they react with each other to form unexpected visuals.

Nowadays, phone case is represented your fashion and taste. Most of people is not only one phone case. Our workshop recommend you to bring your old phone case to our workshop to renew and reborn it.

Our workshop content:

- (1) Tote Bag
- (2) Phone case – Draw on your old Phone case (The case is not included, send me a picture to show us first)

We can provide you a new phone case for \$100. Please let us know your model at least 10 days earlier.

丙烯酸流體藝術是緩解壓力和緩解緊張情緒的好方法。當顏料混合在一起時，它們會相互反應，形成意想不到的視覺效果。

如今，手機殼代表著你的時尚和品味。大多數人不是只有一個手機殼。我們的工作坊建議您將舊手機殼帶到我們的工作坊進行更新和重生。

工作坊包括：

- (1) 流體藝術 手提袋
- (2) 流體藝術 手機殼 (需要帶上舊手機殼, 先發張照片給我們看)

如果您沒有舊手機殼，新殼加 \$100，請註明您的手機型號和至少 10 天的預訂時間

- Available: Every day 1:00pm – 8:00pm (around 1.5 hours by appointment)
- Duration: 1.5 hours
- Venue: Studio H408 or verandah
- Charge: \$520/ person (Your old phone case) \$620/ person (New phone case)
- Age: 10+
- Capacity: 2-12 pax
- Language: Cantonese, Mandarin, English
- Registration: <https://rcube-design.com/products/acrylic-fluid-art-phone-case-tote-bag-workshop>
- Enquiry: Raft Wong (92541460 / raftwong@rcube-design.com)





H408 Rcube Store

**December 2022**

\*Workshop information is subject to change without prior notice.  
Please contact the host directly for the latest details.

## DIY Clock workshop (Concrete x Resin) DIY時鐘 (樹脂x混凝土)



Our workshop includes our unique double-layer DIY clock and 2 pcs of XS size of coaster. In our workshop, you can expose a different kind of materials, including: concrete and resin flow arts. This is your special handcraft gift for your friends or own use. Included: 1 pc x 19cm DIY Clock 2 pcs x 8 cm Coaster

課堂內容包括了我們獨特的雙層時鐘及杯墊。課堂內你可以接觸到不同的物料，包括：水泥及樹脂流動畫制作。獨特的混合，這是您送給朋友或自己使用的獨特手工禮物。包括：1個x 19厘米DIY時鐘 2個x 8厘米杯墊

- Available: Every day 2:00pm – 8:00pm (around 1.5 - 2 hours by appointment)
- Duration: 1.5 hours
- Venue: Studio H408 or verandah
- Charge: \$550/head
- Age: 10+
- Capacity: 2 - 12 pax
- Language: Cantonese, Mandarin, English
- Registration: [raftwong@rcube-design.com](mailto:raftwong@rcube-design.com) ; WhatsApp/ Signal 92541460
- Enquiry: Raft Wong (92541460 / [raftwong@rcube-design.com](mailto:raftwong@rcube-design.com))





H408 Rcube Store

**December 2022**

\*Workshop information is subject to change without prior notice.  
Please contact the host directly for the latest details.

## Resin Fluid Art Workshop 樹脂流體藝術工作坊



In our workshop, you can expose the resin fluid art experience and create your own special handcraft resin **fluid art brass** color tray and coaster. It is an unique gift for your friends.

Included: (1) Brass Color Tray (Round 12 cm diameter) or (10 x 20 cm rectangle ) x 1 and  
(2) Coaster (10 cm Diameter ) x 1

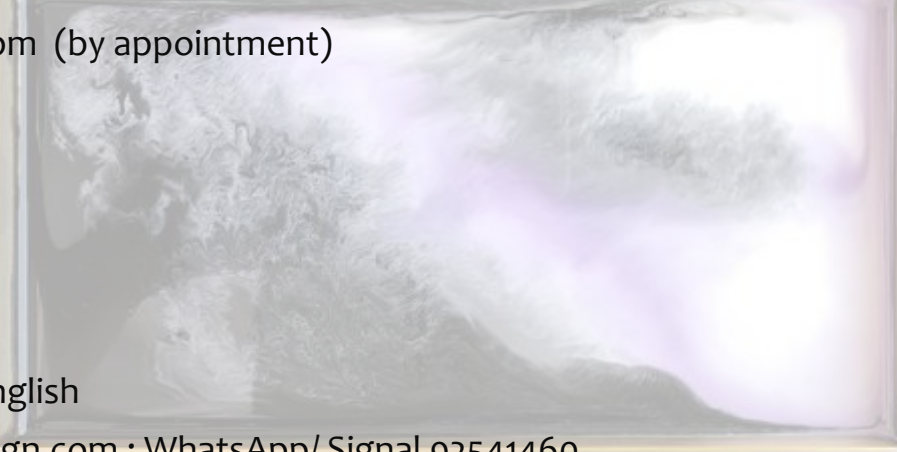
Optional: Upgrade to 20 cm diameter Round Tray or Upgrade to 20 x 20 cm Square Tray +\$100

在我們的工作坊中，您可以體驗樹脂流體藝術，並製作您自己的特殊 手工樹脂流體藝術黃銅色盤和杯墊。這是送給朋友的獨特禮物。

包括： (1) 黃銅色托盤（圓形直徑 12 厘米）或（10 x 20 厘米長方形）x 1 和  
(2) 杯墊（直徑 10 厘米）x 1

可選升級：升級到直徑 20 厘米的圓形托盤 或 升級到 20 x 20 厘米方形托盤 加 \$100

- Available: Every day 2:00pm – 8:00pm (by appointment)
- Duration: Around 1.5 – 2 hours
- Venue: Studio H408 or verandah
- Charge: \$480/head
- Age: 10+
- Capacity: 2 - 12 pax
- Language: Cantonese, Mandarin, English
- Registration: [raftwong@rcube-design.com](mailto:raftwong@rcube-design.com) ; WhatsApp/ Signal 92541460
- Enquiry: Raft Wong (92541460 / [raftwong@rcube-design.com](mailto:raftwong@rcube-design.com))







H408 Rcube Store

**December 2022**

\*Workshop information is subject to change without prior notice.  
Please contact the host directly for the latest details.

## Concrete X Resin Workshop (Aroma Stone Diffuser) 水泥及樹脂流動畫制作 (香薰石擴散器)



Our workshop includes our unique double-layer coaster and aroma stone. In our workshop, you can expose a different kind of materials, including: concrete, plaster and resin flow arts. This is your special handcraft gift for your friends or own use.

課堂內容包括了我們獨特的雙層杯墊及香薰石。課堂內你可以接觸到不同的物料，包括：水泥、香薰石及樹脂流動畫制作。獨特的混合，這是您送給朋友或自己使用的獨特手工禮物。

- Available: Every day 2:00pm – 8:00pm (around 1.5 - 2 hours by appointment)
- Duration: 1.5 hours
- Venue: Studio H408 or verandah
- Charge: \$480/head
- Age: 10+
- Capacity: 2-12 pax
- Language: Cantonese, Mandarin, English
- Registration: [raftwong@rcube-design.com](mailto:raftwong@rcube-design.com) ; WhatsApp/ Signal 92541460
- Enquiry: Raft Wong (92541460 / [raftwong@rcube-design.com](mailto:raftwong@rcube-design.com))



Loupe

\*Workshop information is subject to change without prior notice.  
Please contact the host directly for the latest details.

Loupe

## ***Over The Moon Silver Ring Workshop***

觸得到的月球銀戒指工作坊

**2022.12.03 (Sat)**

15:00 - 18:00PM

Instructor 導師：Tony Yeung

Fee 費用：\$600

費用已包括導師,材料費及休閒下午茶券

The fee includes tutor, materials fees and waffle coupons

H410, Block B, PMQ, 35 Aberdeen street,  
Central, Hong Kong

T (852) 2623 2272  
E [enquiry@loupe.com.hk](mailto:enquiry@loupe.com.hk)



925 silver ring with moon surface texture. Take away  
the moon with your closest person.  
Finished product: One Silver Ring

把月亮戴走。以925銀製作月球表面紋理戒指，今個中秋  
與重要的人在更近的距離觀賞月亮。  
製成品:一隻銀戒指

- Duration: 3 hours
- Charge: \$600/head
- Age: 14+
- Capacity: 8
- Language: English / Cantonese
- Registration: <https://www.loupe.com.hk/tc/workshop>



# Loupe

\*Workshop information is subject to change without prior notice.  
Please contact the host directly for the latest details.

## Loupe

### **Leather Key Ring / Leather Charm Christmas Workshop**

皮革掛飾 / 皮革鑰匙扣聖誕工作坊

**2022.12.09 (Fri)**

14:30 - 16:30 PM

Instructor 導師：Cris Gao

Fee 費用：\$500

費用已包括導師,材料費及休閒下午茶券  
The fee includes tutor, materials fees and waffle coupons



In this work shop, participants would learn to make a leather key ring or leather charm from leather cutting to sewing. Make one for yourself or for friend as a perfect Christmas gift.

Customers can buy related materials at a discount price during that day and make by their own.

費用包括：導師費，下午茶優惠卷及物料費  
製成品：銀戒指一個

- Duration: 2 hours
- Charge: \$500/head
- Age: 14+
- Capacity: 8
- Language: English / Cantonese
- Registration: <https://www.loupe.com.hk/tc/workshop>



# Loupe

\*Workshop information is subject to change without prior notice.  
Please contact the host directly for the latest details.

# Loupe

## *Calligraphy Jewellery Workshop*

書法首飾焯字工作坊

**2022.12.10 (Sat)**

10:00 - 14:00 PM

Instructor 導師：Flow Wong

Fee 費用：\$600

費用已包括導師,材料費及休閒下午茶券

The fee includes tutor, materials fees and waffle coupons

H410, Block B, PMQ, 35 Aberdeen street,  
Central, Hong Kong

T (852) 2623 2272  
E enquiry@loupe.com.hk



Words can not only appear on paper, can also be made by hand. Create your own text jewellery through calligraphy.

Finished product: One Silver Pendant

文字不是只能在紙張上出現，亦能親手製作出來。透過書法在創造屬於自己的文字首飾。

製成品：銀吊咀一個

- Duration: 4 hours
- Charge: \$600/ head
- Age: 14+
- Capacity: 8
- Language: English / Cantonese
- Registration:  
<https://www.loupe.com.hk/tc/workshop>



# Loupe

\*Workshop information is subject to change without prior notice.  
Please contact the host directly for the latest details.

## Loupe

### *Sparkle and Charm - Enamel Workshop*

總相宜：琺瑯工作坊

**2022.12.11 (Sun)**

14:00 - 18:00 PM

Instructor 導師：Flow Wong

Fee 費用：\$800

費用已包括導師、材料費及休閒下午茶券

The fee includes tutor, materials fees and waffle coupons



This is a workshop for making a silver Enamel pendant. Instructor will teach you a variety of basic metalwork techniques – drilling, annealing, chasing, and polishing. While experiencing traditional metalwork, participants can also learning the enamel.

這是一個教導如何製銀琺瑯吊墜的工作坊。導師將教各種基本的金工技術 – 鑽孔、退火、錘擊和拋光。參加者在體驗傳統金工技巧同時，還可以學習琺瑯工藝，體驗琺瑯技巧。

- Duration: 4 hours
- Charge: \$800/head
- Age: 14+
- Capacity: 8
- Language: English / Cantonese
- Registration: <https://www.loupe.com.hk/tc/workshop>



# Loupe

\*Workshop information is subject to change without prior notice.  
Please contact the host directly for the latest details.

## Loupe

### *Twisted Silver Ring Workshop*

扭紋銀戒指工作坊

### **Weekdays of December**

14:00 - 18:00 PM

(Welcome to book dates one week before)

歡迎一星期前預約12月平日星期一,二,四和五

Instructor 導師：大師室工藝師

Fee 費用：\$600

費用已包括導師,材料費及休閒下午茶券

The fee includes tutor, materials fees and waffle coupons

H410, Block B, PMQ, 35 Aberdeen street,  
Central, Hong Kong

**T** (852) 2623 2272

**E** [enquiry@loupe.com.hk](mailto:enquiry@loupe.com.hk)



Fee includes: Tutor fee afternoon tea coupon and materials fee.

Finished product: One Silver ring

費用包括：導師費，下午茶優惠卷及物料費。  
製成品：銀戒指一隻

- Duration: 4 hours
- Charge: \$600/head
- Age: 14+
- Capacity: 8
- Language: English / Cantonese
- Registration: <https://www.loupe.com.hk/tc/workshop>