

# 慢活

● @ 元創方  
樂

CREATIVE WORKSHOP  
SERIES@PMQ







S411 Tufting Dept Dotted Collective

April 2022

\*Workshop information is subject to change without prior notice.  
Please contact the host directly for the latest details.

## Tufting Workshop 毛毛地氈工作坊



Tufting Dept brings you the hippest tufting workshop that blows the internet! Now you can mix-and-match different coloured yarns and make a fluffy rug with our tufting machines. The fluffy rug makes a great deco at home and totally instagrammable! Join us to make your masterpiece now!

地氈喺日常生活中大家可能都買過或者見過唔少啦, 但又有冇諗過自己可以親手做一張呢? 你可以揀選自己鍾意嘅圖案/畫像, 甚至自己手繪嘅圖畫, 靠自己一雙手將佢變成一張令人愛不釋手嘅地氈! 毛毛地氈軟林林嘅感覺真係令人抗拒不了! 打卡影相 裝飾都一流! 工作坊中老師會指導學員使用地氈槍的要領及技巧, 讓學員輕易掌握, 繼而打造自己嘅 Masterpiece!

- Available: Every day 12pm – 6pm (by appointment only)
- Duration: 1 Day - 6 hours
- Venue: Studio S203
- Charge: \$1280 per person
- Age: 12+
- Capacity: 1-6 pax
- Language: Cantonese, English & Mandarin
- Registration: <http://dotted.hk/pm9>
- Enquiry: Millie Chiu (67904072 / play@dotted.hk)





## Orchid in a Fresh cut Bamboo Flower Arrangement Workshop

### 鮮竹筒花藝工作坊



Going to give you all the informative skill about how to make a small centre piece, And it is about time during "Grain Rain (means Great Rain in 24 Solar season)". We will select some fresh crop and add into the arrangement.

會為大家分析枱花結構比例，用上鮮竹筒加配簡單花材，還有如何將蝴蝶蘭作為切花使用。適逢到廿四氣節中「穀雨」的時候，將會配上五穀種物加入在這個設計上。

- Available: 21st, 22nd, 23th & 24th of April, 2022  
(11:00-12:30, 14:00-15:30, 17:00-18:30 by appointment only)
- Duration: 1.5 hour
- Venue: Studio S503
- Charge: \$388 per person
- Age: 12+
- Capacity: max 6 pax
- Language: Cantonese, English
- Registration: [waafaacii@outlook.com](mailto:waafaacii@outlook.com)
- Enquiry: Teacher Chu (92739788 / [waafaacii@outlook.com](mailto:waafaacii@outlook.com))







H408 Rcube Store

## Resin Fluid Art Online Workshop 樹脂流體藝術網上工作坊

\*Workshop information is subject to change without prior notice.  
Please contact the host directly for the latest details.



In our workshop, you can expose the resin fluid art experience and create your own special handcraft resin fluid art tray. It is an unique gift for your friends. We provide 3 different DIY set.

Set A: 10 x 20 cm Brass Tray (\$520)

Set B: Diameter 21 cm Wood Tray (\$520)

Set C: Diameter 27 cm Wood Tray (\$580)

The DIY set included Resin, Colours ink (you can choose 3 colours, White, Black, Red, Yellow, Purple, Blue, Green, Pink), Drawing Tool, Wood Stick, and Tray.

在我們的工作坊中，您可以體驗樹脂流體藝術，並製作您自己的特殊手工樹脂流體藝術盤。這可是送給朋友的獨特禮物。我們提供 3 種不同的 DIY 套裝。

套裝A：10 x 20 厘米黃銅托盤 ( \$520 )

套裝B：直徑 21 厘米木托盤 ( \$520 )

套裝C：直徑 27 厘米木托盤 ( \$580 )

DIY 套裝包括：樹脂、彩色墨水（您可以選擇 3 種顏色：白色、黑色、紅色、黃色、紫色、藍色、綠色、粉紅色）、繪圖工具、木棒和托盤。

Available: Every day 2:00pm – 8:00pm (by appointment)

Duration: Around 1.5 – 2 hours

Charge: \$520-580/head

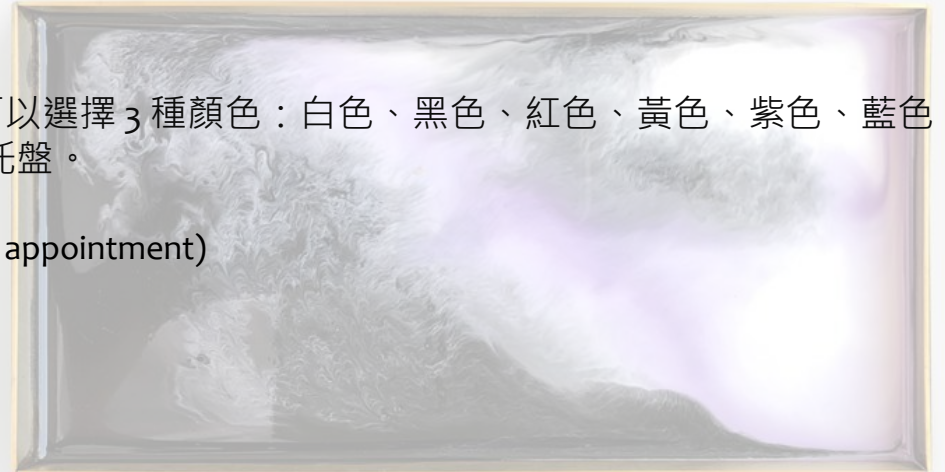
Age: 10+

Capacity: 2 - 12 pax

Language: Cantonese, Mandarin, English

Registration: raftwong@rcube-design.com ; WhatsApp, Signal, contact no. 92541460

Enquiry: Raft Wong (92541460 / raftwong@rcube-design.com)





## Cyanotype Fabric Printing with Frame (Diameter 20cm)

### 藍曬布畫連畫架 (直徑20 cm)

\*Workshop information is subject to change without prior notice.

Please contact the host directly for the latest details.



#### Cyanotype Fabric Printing with Frame (Diameter 20cm)

The technique of Cyanotype Print was invented in 1842 by the astronomer John Herschel. He used chemicals to photocopy the negative films in to a blue and white picture. A studio is incorporating this technique and textile art to create different type of products, while gratefully introducing it to everyone in a form of workshops.

1. Preparation need before workshop: Send us 1 photo that you would like to print
2. Please contact us directly and leave your contact information (Email: [Astudio406@gmail.com](mailto:Astudio406@gmail.com) / WhatsApp: 67655294)
3. We will send you a confirmation email/message as soon upon receiving your reservation. Please also check your junk mailbox if you do not receive it or contact us again.

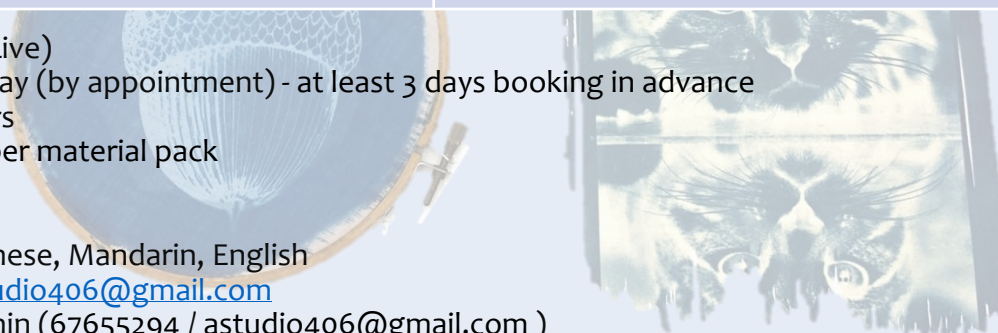
#### 藍曬布畫連畫架 (直徑20 cm)

藍曬源於1842年，天文學家John Herschel透過鐵鹽與接觸曬像的化學反應令負片影像的主體變白、背景變藍。

A studio 把這一項實驗藝術和技巧配合不同的布藝，用藍曬做成不同成品並以工作坊的形式介紹給大家。

1. 課前所需: 發給我們你所期望曬出的1張照片
2. 請直接聯絡我們並留下你的聯絡方法 (電郵: [Astudio406@gmail.com](mailto:Astudio406@gmail.com) / WhatsApp: 67655294)
3. 我們將於收到你的預約後盡快給你發出確認電郵/訊息，若未查收煩請檢查垃圾郵件箱或再次聯絡我們。

- Medium: Zoom (Live)
- Available: Every day (by appointment) - at least 3 days booking in advance
- Duration: 1.5 hours
- Charge: HK\$280 per material pack
- Age: 4+
- Capacity: 1-4 pax
- Language: Cantonese, Mandarin, English
- Registration: [Astudio406@gmail.com](mailto:Astudio406@gmail.com)
- Enquiry: Yeung Chin (67655294 / [astudio406@gmail.com](mailto:astudio406@gmail.com))






## Pattern Weaving Artwork 圖案編織工作坊



Weaving is always useful in releasing pressure and spurring the senses. During the process of looming and looping, we get our creative juices flowing, and our boundaries are pushed.

編織能夠幫助我們釋放壓力，刺激我們的感官。在不斷循環編織的過程中，可以讓我們的創意源源不斷，突破我們的思維界限。

- Available: Every Thursday to Sunday (2pm-4pm; 4:30pm-6:30pm) by appointment
- Duration: 2 hours
- Venue: Studio S303
- Charge: HK\$ 580/person , 10% off discount for 2 people
- Age: 10+
- Capacity: Table for 2
- Language: Cantonese, Mandarin, English
- Registration:  
<https://docs.google.com/forms/d/1mOcFgokLKc9i4bdyHtNaYdJeTIAGYOagrCDT8Y8YPn8/edit?usp=sharing>
- Enquiry: Leonora (9082 7371 / [shop@modement.com](mailto:shop@modement.com))



Remarks:

Please make the booking at least one week in advance.



## SAORI Weaving Tapestry

### SAORI編織掛飾工作坊



Weaving is always useful in releasing pressure and spurring the senses. During the process of looming and looping, we get our creative juices flowing, and our boundaries are pushed.

編織幫助我們釋放壓力，刺激我們的感官。在循環編織的過程中，讓我們的創意源源不斷，突破我們的思維界限。

- Available: Every Thursday to Sunday (2pm-4pm; 4:30pm-6:30pm) by appointment
- Duration: 2 hours
- Venue: Studio S303
- Charge: HK\$ 580/person , 10% off discount for 2 people
- Age: 10+
- Capacity: Table for 2
- Language: Cantonese, Mandarin, English
- Registration:  
<https://docs.google.com/forms/d/1mOcF9okLKc9i4bdyHtNaYdJeTIAGYOagrCDT8Y8YPn8/edit?usp=sharing>
- Enquiry: Leonora (9082 7371 / [shop@modement.com](mailto:shop@modement.com))

Remarks:

Please make the booking at least one week in advance.





PAINT SHOP

## Aqua mark-making (Online Workshop) 水彩畫·痕跡創作

\*Workshop information is subject to change without prior notice.  
Please contact the host directly for the latest details.



Scribble, Splash, Doodle, Dot. Enjoy the process of making as many marks as you can with pencils, pastels and paints. Bring your mind wander in wonderland and roam across the canvas to express your imaginary with emotions.

塗一塗,潑一潑,掃一掃,點一點。拿著鉛筆,蠟筆,油漆,讓您的思想在仙境中徘徊,隨意畫冊上漫遊,抒發您的情感,塑造您的幻想。

- Medium: Google Meet (Without time limitation)
- Available: All year round (2-4pm/ 4-6pm), at least 5days booking in advance
- Duration: 2 hours
- Charge: \$380 per material pack
- Age: 6+
- Capacity: Minimum 2 ppl
- Language: Cantonese, Mandarin, English
- Registration: [shop@513paintshop.com](mailto:shop@513paintshop.com) / 21552282
- Enquiry: Jacqueline Wong (21552282 / [shop@513paintshop.com](mailto:shop@513paintshop.com))







\*Workshop information is subject to change without prior notice.  
Please contact the host directly for the latest details.

## Nagomi Pastel Art Trial Workshop – ONLINE 和諧粉彩體驗工作坊 - 網上課程



Nagomi Art, a form of Japanese art healing founded in Japan, using pastels and fingers to create a gentle, transparent, warm, and heart-touching art through simple yet unique ways of painting techniques. The therapeutic nature of this art is able to create a sense of harmony and enhance the self-esteem of the painter. This art helps to calm and relax one's mind as the painters go through the process to choose and blend the colors and complete the beautiful art piece all by themselves. It's an art for everyone and anyone! (1 to 2 Artworks can be done)

**\*\* Materials will be couriered by SF Express (paid by receiver) to participants. (1 box of 12B dry pastel, 4 pcs of Artpaper and 1 design stencil sheet)**


**\*\* Other material such as pencil, eraser, ruler and scissors should be prepared by participants.**

和諧粉彩源自日本，由細谷典克先生於2003年創立的一門大眾藝術。細谷先生發現日本人在職場上情緒壓抑的問題很值得正視，於是想藉一種簡單、放鬆的作畫方法，讓人們從中獲得放鬆、愉悅的感覺，透過這門藝術紓解壓力與情緒。他隨後成立了日本粉彩希望協會JPHAA，希望把這門藝術推廣開去，讓更多人感受到藝術療癒的威力。我們透過體驗工作坊，讓繁忙的都市人及從未接觸過和諧粉彩但有興趣的朋友們，一同來參與，既可發揮創意，又可治癒心靈。大家就一起來體驗這個快樂的藝術療癒旅程吧！

**\*\*主要材料 - 包括一盒有12B 乾粉彩，4張和諧粉彩專用紙，刷板1張會以順豐到付寄出。**

**\*\*參與者自備 基本材料 - 鉛筆，刷膠，間尺，鉸剪等。**

- Medium: Zoom
- Available: By appointment (1p.m. -2:30p.m., 3:00p.m. -4:30 p.m., 5:00 -6:30p.m), book at least 3 days in advance
- Duration: 1.5 hours
- Charge: \$400 per material pack
- Age: 6+
- Capacity: 1 pax and more
- Language: Cantonese, English
- Registration: 92612948/ info@isatisse.com
- Enquiry: Isabel Tong (92612948/ info@isatisse.com)





Creative Self-expression Experience  
Mountaineering Weave Workshop  
山系編織工作坊

\*Workshop information is subject to change without prior notice.  
Please contact the host directly for the latest details.



Create your own weave bag by choosing the colour straps you like. Learn how to make your very own ultimate weave bag with the love self-expression and dreamers.

選擇您喜歡的顏色皮帶，打造屬於你的編織包。我們會為你提供編織手袋的工具，教你親手做及編織有你個人風格的編織手袋！

- Medium: Zoom (Live)
- Available: Every day (14:00-15:30 and 16:00-17:30 by appointment)
- Duration: 1.5 hours
- Charge: HK\$499-\$599 per person
- Age: 8+
- Capacity: 1-3 pax
- Language: Cantonese, Mandarin, English
- Registration: <https://blindbyjw.com/collections/workshop/products/creative-self-expression-experience-mountaineering-weave-workshop>
- Enquiry: Jessica Lau (60868671 / blindbyjw@outlook.com)







PAINT SHOP

## Gold Foil Tote Bag Painting (Online Workshop) 金箔布袋工作坊

\*Workshop information is subject to change without prior notice.  
Please contact the host directly for the latest details.



Decorate tote bag with gold foil, refashioning simplicity to a wearable artwork. It revives the common fashion piece with a touch of luxury.

利用金箔設計獨一無二的帆布布袋，將它變成一件可穿戴的藝術品。

- Medium: Zoom / Google Meet (Without time limitation)
- Available: All year round (2-4pm/ 4-6pm), at least 5days booking in advance
- Duration: 2 hours
- Charge: \$480 per material pack
- Age: 8+
- Capacity: Minimum 2ppl
- Language: Cantonese, Mandarin, English
- Registration: [shop@513paintshop.com](mailto:shop@513paintshop.com)/ 21552282
- Enquiry: Jacqueline Wong (21552282 / [shop@513paintshop.com](mailto:shop@513paintshop.com))



\*Workshop information is subject to change without prior notice.  
Please contact the host directly for the latest details.

# Cyanotype Printing Post Card Workshop

## 藍曬名片工作坊



### Cyanotype printing postcard A5 size (5 pieces)

The technique of Cyanotype Print was invented in 1842 by the astronomer John Herschel. He used chemicals to photocopy the negative films in to a blue and white picture.

A studio is incorporating this technique and textile art to create different type of products, while gratefully introducing it to everyone in a form of workshops.

1. Duration: 1.5 hour
2. Workshop Time: Book by appointment through contacting us (please book 3 days prior to the actual workshop date)
3. Preparation need before workshop: Send us 5 photos that you would like to print
4. Please contact us directly and leave your contact information (Email: [Astudio406@gmail.com](mailto:Astudio406@gmail.com) / WhatsApp: 67655294)
5. We will send you a confirmation email/message as soon upon receiving your reservation. Please also check your junk mailbox if you do not receive it or contact us again.

- Medium: Zoom (Live)
- Available: Every day (by appointment within the time period: 11:00 - 13:30 / 14:00 - 19:00) - at least 3 days booking in advance
- Duration: 1.5 hours
- Charge: HK\$280 per material pack
- Age: 4+
- Capacity: 1-4 pax
- Language: Cantonese, Mandarin, English
- Registration: [Astudio406@gmail.com](mailto:Astudio406@gmail.com)
- Enquiry: Yeung Chin (67655294 / [astudio406@gmail.com](mailto:astudio406@gmail.com))

### 藍曬名片 A5 (5張)

藍曬源於1842年，天文學家**John Herschel**透過鐵鹽與接觸曬像的化學反應令負片影像的主體變白、背景變藍。

A studio 把這一項實驗藝術和技巧配合不同的布藝，用藍曬做成不同成品並以工作坊的型式介紹給大家。

1. 製作所需時間: 1.5 小時
2. 課堂時間: 可自選並聯絡我們預約 (請於課堂當日不少於三天前預約)
3. 課前所需: 發給我們你所期望曬出的5張照片
4. 請直接聯絡我們並留下你的聯絡方法 (電郵: [Astudio406@gmail.com](mailto:Astudio406@gmail.com) / WhatsApp: 67655294)
5. 我們將於收到你的預約後盡快給你發出確認電郵/訊息，若未查收煩請檢查垃圾郵件箱或再次聯絡我們。



\*Workshop information is subject to change without prior notice.  
Please contact the host directly for the latest details.

# Cyanotype Printing Hand Fan Workshop

## 藍曬手扇工作坊



### Cyanotype printing hand fan, 1 pieces

The technique of Cyanotype Print was invented in 1842 by the astronomer John Herschel. He used chemicals to photocopy the negative films in to a blue and white picture.

A studio is incorporating this technique and textile art to create different type of products, while gratefully introducing it to everyone in a form of workshops.

1. Duration: 1.5 hour
2. Workshop Time: Book by appointment through contacting us (please book 3 days prior to the actual workshop date)
3. Preparation need before workshop: Send us 5 photos that you would like to print
4. Please contact us directly and leave your contact information (Email: [Astudio406@gmail.com](mailto:Astudio406@gmail.com) / WhatsApp: 67655294)
5. We will send you a confirmation email/message as soon upon receiving your reservation. Please also check your junk mailbox if you do not receive it or contact us again.

### 藍曬手扇 1把

藍曬源於1842年，天文學家**John Herschel**透過鐵鹽與接觸曬像的化學反應令負片影像的主體變白、背景變藍。

A studio 把這一項實驗藝術和技巧配合不同的布藝，用藍曬做成不同成品並以工作坊的形式介紹給大家。

1. 製作所需時間: 1.5 小時
2. 課堂時間: 可自選並聯絡我們預約 (請於課堂當日不少於三天前預約)
3. 課前所需: 發給我們你所期望曬出的5張照片
4. 請直接聯絡我們並留下你的聯絡方法 (電郵: [Astudio406@gmail.com](mailto:Astudio406@gmail.com) / WhatsApp: 67655294)
5. 我們將於收到你的預約後盡快給你發出確認電郵/訊息，若未查收煩請檢查垃圾郵件箱或再次聯絡我們。

- Medium: Zoom (Live)
- Available: Every day (by appointment within the time period: 11:00 - 13:30 / 14:00 - 19:00) - at least 3 days booking in advance
- Duration: 1.5 hours
- Charge: HK\$280 per material pack
- Age: 4+
- Capacity: 1-4 pax
- Language: Cantonese, Mandarin, English
- Registration: [Astudio406@gmail.com](mailto:Astudio406@gmail.com)
- Enquiry: Yeung Chin (67655294 / [astudio406@gmail.com](mailto:astudio406@gmail.com))





# Wool felting Pouch/Pencil Bag Workshop

## 羊毛氈 小手袋/筆袋 工作坊

\*Workshop information is subject to change without prior notice.  
Please contact the host directly for the latest details.



Homemade wool felt course. When it comes to felt technology, it is an environmentally friendly and natural garment technology.

Advantages included:

- Eco-friendly sewing skill, Zero environmental loss, Zero fabric waste  
Have you ever thought of using felt technology to design your own unique scarf or clothes? In this course, students can not only learn the process of making wool felt but also freely choose different colors of wool to design a natural and unique pouch or pencil bag.

1. Fabric: 100% Fur / Size: free size
2. Duration: within 3 hours
3. Workshop Time: Book by appointment through contacting us (please book 3 days prior to the actual workshop date)
4. Preparation need before workshop: Send us 5 photos that you would like to print
5. Please contact us directly and leave your contact information (Email: [Astudio406@gmail.com](mailto:Astudio406@gmail.com) / WhatsApp: 67655294)
6. We will send you a confirmation email/message as soon upon receiving your reservation. Please also check your junk mailbox if you do not receive it or contact us again.

- Medium: Zoom (Live)
- Available: Every day (by appointment within the time period: 11:00 - 13:30 / 14:00 - 19:00) - at least 3 days booking in advance
- Duration: 3 hours
- Charge: HK\$880 per material pack
- Age: 4+
- Capacity: 1-4 pax
- Language: Cantonese, Mandarin, English
- Registration: [Astudio406@gmail.com](mailto:Astudio406@gmail.com)
- Enquiry: Yeung Chin (67655294 / [astudio406@gmail.com](mailto:astudio406@gmail.com))

自製羊毛氈課程。說到毛氈技術，是一種環保而且天然的製衣技術。

當中包括：環保編織衣料，環境零損耗，面料零浪費  
有否想過利用毛氈技術，設計出屬於自己獨有的圍巾或衣服？是次課程，學生可以學習製作羊毛氈過程之餘，還可以自由選擇不同顏色的羊毛，去設計一條天然而且獨有的小手袋或筆袋。

1. 用料: 100% Fur / 尺寸: free size
2. 製作所需時間: 1.5 小時
3. 課堂時間: 可自選並聯絡我們預約 (請於課堂當日不少於三天前預約)
4. 課前所需: 發給我們你所期望曬出的5張照片
5. 請直接聯絡我們並留下你的聯絡方法 (電郵: [Astudio406@gmail.com](mailto:Astudio406@gmail.com) / WhatsApp: 67655294)
6. 我們將於收到你的預約後盡快給你發出確認電郵/訊息，若未查收煩請檢查垃圾郵件箱或再次聯絡我們。



phenotypsetter.

## Upcycling Denim - Print Your Scarf

### 升級牛 - 圍巾自己印

\*Workshop information is subject to change without prior notice.  
Please contact the host directly for the latest details.



Experience craft making! Upcycling denim / cotton scraps into scarf with fringe and print! Fabric will be supplied together with paints of basic colours, patterns, tools, etc. for you to design and print your own favourite prints and slogans on the scarf. Our instructor will suggest the design direction and teach the basic skills too. Let your creativity flow!

*Remarks: For all ages. Not required to have any clothes making skills and experience. For kids, it's required to be aged 6 or above. An accompanying adult is recommended for kids aged 6-7.*

體驗製作！升級閒置牛仔/棉布成為印花流蘇圍巾。工作坊導師提供設計建議、布料、圖案、基本色顏料及工具，並教授簡單技巧，讓大家可各自發揮創意，在圍巾上繪畫/印製喜愛的圖案及標語！

註：毋需服裝製作相關經驗，適合不同年齡。小童須6歲或以上；6-7歲小童建議一名成人陪同。

- Available: Date of customer's choice. 客人自選日期 (by appointment only)
- Duration: 1 hour
- Venue: Studio S203
- Charge: \$380 per person
- Age: All ages
- Capacity: 4 pax
- Language: Cantonese, English
- Registration: [www.phenotypsetter.com](http://www.phenotypsetter.com) / 94426203 (whatsapp only)
- Enquiry: Jane Ng (93000391 / [jane@phenotypsetter.com](mailto:jane@phenotypsetter.com))



phenotypsetter.

## Upcycling Denim Workshop

### 升級再造老牛工作坊

\*Workshop information is subject to change without prior notice.  
Please contact the host directly for the latest details.



Experience craft making! All you need is a pair of used jeans and upcycle it to become a cool denim apron, a totebag or a hat. Our instructor will suggest the design direction and provide you basic tailoring pattern and trims, and teach the basic skills of cutting and sewing, allowing you to finish the work within the workshop.

內容：體驗製作！只需一條舊牛仔褲，即可升級為一件老牛工作圍裙、文化包或帽子。工作坊導師建議設計方向，提供基本紙樣及輔料，並教授簡單裁剪縫紉技巧，讓參與者即堂完成作品。

*\*\*\* Remarks: For age 18 or above. Not required to have any clothes making skills and experience. Please bring your own pair of jeans, loose fitting as suggested, to the workshop. The finished apron size is subject to the size of the jeans.*

- Available: Date of customer's choice. 客人自選日期 (11:00-20:00 by appointment)
- Duration: 2.5 hours
- Venue: Studio S203
- Charge: \$400 - 500 per person
- Capacity: 1-2 pax
- Language: Cantonese, English
- Registration: <https://phenotypsetter.com/products/upcycled-denim-apron-workshop>
- Enquiry: Jane (93000391 / jane@phenotypsetter.com)



phenotypsetter.

## Denim Bucket Hat - Decoration Workshop

### 牛仔漁夫帽 - 裝飾 工作坊



A denim bucket hat will be supplied together with paints of basic colours, needle/thread, safety pins and woven tape, etc for you to design and decorate your hat. Our instructor will suggest the design direction and teach the basic skills, allowing you to finish the hat within the workshop.  
Remarks: For age 12 or above. Not required to have any clothes making skills and experience.

工作坊會提供一頂牛仔漁夫帽 (size F)、基本色顏料、針線、扣針、織帶等裝飾，參與者即可裝飾成喜愛的設計。工作坊導師建議設計方向，並教授簡單技巧，讓參與者即堂完成作品。  
註：適合12歲或以上。毋需服裝製作相關經驗。

- Available: Date of customer's choice. 客人自選日期 (11:00-20:00 by appointment)
- Duration: 1.5 hours
- Venue: Studio S203
- Charge: \$450 per person
- Capacity: 1-2 pax
- Language: Cantonese
- Registration: <https://phenotypsetter.com/products/product?variant=39299814096993>
- Enquiry: J. Ng (93000391 / jane@phenotypsetter.com)



phenotypsetter.

\*Workshop information is subject to change without prior notice.  
Please contact the host directly for the latest details.

## Upcycling Denim Bucket Hat - Making Workshop

### 牛仔漁夫帽 - 製作 工作坊



Experience craft making! All you need is a pair of used jeans and upcycle to become a cool denim bucket hat. Basic paper pattern, lining fabric, paints of basic colour, needle/thread and trims would be provided. Our instructor will suggest the design direction and teach the basic skills of making, allowing you to do the cutting and sewing yourself and finish the hat within the workshop.

Remarks: For age 18 or above. It's required to have basic skills of operating sewing machine. Please bring your pair of jeans (better be loose fitting), as suggested, to the workshop. The finished hat is subject to the condition of the jeans.

體驗製作！只需一條舊牛仔褲，即可升級為一頂牛仔漁夫帽。工作坊會提供基本紙樣、裡布、基本色顏料、針線及輔料等。工作坊導師建議設計方向，並教授簡單技巧，參與者在堂上裁剪及車縫，完成作品。註：適合18歲或以上。需具衣車操作經驗。參與者自備牛仔褲一條（建議闊身）。完成模樣視乎牛仔褲而定。

- Available: Date of customer's choice. 客人自選日期 (11:00-20:00 by appointment)
- Duration: 3 hours
- Venue: Studio S203
- Charge: \$560 per person
- Capacity: 1-2 pax
- Language: Cantonese
- Registration: [https://phenotypsetter.com/products/product?\\_pos=2&\\_sid=b9f729020&\\_ss=r](https://phenotypsetter.com/products/product?_pos=2&_sid=b9f729020&_ss=r)
- Enquiry: J. Ng (93000391 / jane@phenotypsetter.com)



POMCH

## 3D Pattern Forming Card Holder

### 立體成形卡片套

\*Workshop information is subject to change without prior notice.  
Please contact the host directly for the latest details.



Our studio provides the only three-dimensional PVC forming handbag workshop in Hong Kong, where the shape of real objects is formed onto the card holder. Students can bring their own objects, form them on PVC, and then make them into unique card holder.

Feature:

- Forming of three-dimensional objects
- Bring your own items
- Basic handbag making skills
- PVC material
- Entry-level workshop

本工作室提供全港唯一PVC立體成形工作坊，把真實物件的外形壓在卡片袋上。學員可以帶自己的物件，壓印在PVC上，然後製成獨一無二的卡片袋。

特色：

- 立體物件成形
- 自帶自選物件
- 基本手袋製作技巧
- PVC 物料
- 入門級工作坊

- Available: Everyday 2pm - 4pm, 4pm - 6pm, 7pm - 9pm (by appointment)
- Duration: 2 hours
- Venue: Studio S204
- Charge: \$320 per person
- Target Age Group: 10+
- Capacity: 1-20 pax
- Language: Cantonese, Mandarin, English
- Registration: <https://www.pomch.com/pages/cardholder>
- Enquiry: Felix Tai (6509 0159/ info@pomch.com)



POMCH

## 3D Pattern Forming Phone Bag

### 立體成形電話袋

\*Workshop information is subject to change without prior notice.  
Please contact the host directly for the latest details.



Our studio provides the only three-dimensional PVC forming handbag workshop in Hong Kong, where the shape of real objects is formed onto the phone bag. Students can bring their own objects, form them on PVC, and then make them into unique phone bag.

Feature:

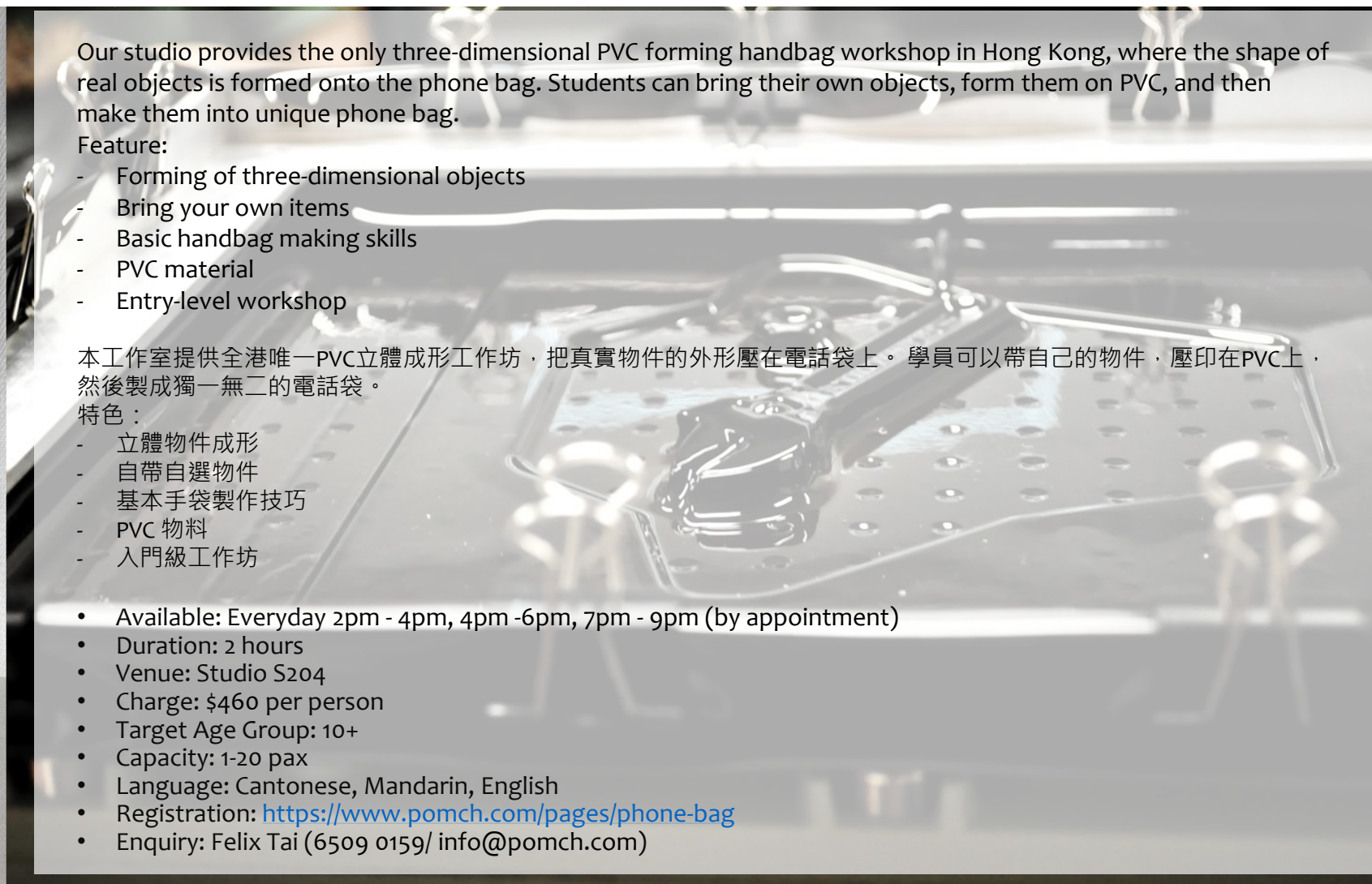
- Forming of three-dimensional objects
- Bring your own items
- Basic handbag making skills
- PVC material
- Entry-level workshop

本工作室提供全港唯一PVC立體成形工作坊，把真實物件的外形壓在電話袋上。學員可以帶自己的物件，壓印在PVC上，然後製成獨一無二的電話袋。

特色：

- 立體物件成形
- 自帶自選物件
- 基本手袋製作技巧
- PVC 物料
- 入門級工作坊

- Available: Everyday 2pm - 4pm, 4pm - 6pm, 7pm - 9pm (by appointment)
- Duration: 2 hours
- Venue: Studio S204
- Charge: \$460 per person
- Target Age Group: 10+
- Capacity: 1-20 pax
- Language: Cantonese, Mandarin, English
- Registration: <https://www.pomch.com/pages/phone-bag>
- Enquiry: Felix Tai (6509 0159/ info@pomch.com)





POMCH

## 3D Pattern Forming Handbag 立體成形手袋

\*Workshop information is subject to change without prior notice.  
Please contact the host directly for the latest details.



Our studio provides the only three-dimensional PVC forming handbag workshop in Hong Kong, where the shape of real objects is formed onto the handbag. Students can bring their own objects, form them on PVC, and then make them into unique handbag.

Feature:

- Forming of three-dimensional objects
- Bring your own items
- Basic handbag making skills
- PVC material
- Entry-level workshop

本工作室提供全港唯一PVC立體成形工作坊，把真實物件的外形壓在手袋上。學員可以帶自己的物件，壓印在PVC上，然後製成獨一無二的手袋。

特色：

- 立體物件成形
- 自帶自選物件
- 基本手袋製作技巧
- PVC 物料
- 入門級工作坊

- Available: Everyday 2pm - 6pm, 7pm - 10pm (by appointment)
- Duration: 3.5 hours
- Venue: Studio S204
- Charge: \$880 per person
- Target Age Group: 12+
- Capacity: 1-20 pax
- Language: Cantonese, Mandarin, English
- Registration: <https://www.pomch.com/pages/shoulder-bag>
- Enquiry: Felix Tai (6509 0159/ info@pomch.com)





Mountaineering WEAVEASY Workshop - COMBO  
WEAVEASY 山系手袋加強版工作坊

\*Workshop information is subject to change without prior notice.  
Please contact the host directly for the latest details.



Brand New Weaveasy Workshop in COMBO - Limited Discount Offer 3 out of 5 Bag you can choose from. What you will learn? Learn how to create and make your very own ultimate weave bag with the love self-expression and dreamers

- Pattern placements and use of leather tools
- Strap placement and weaving technique
- Basic mountaineering knot

What we will provide? Pattern Paper, Leather Tools Trims - DiSCARVERY Straps, Mountaineering Rope

全新袋款 · 全新玩法 限時試玩全新設計Weaveasy 加強版工作坊 5 款全新教學袋款 · 自選 3 款袋

(1) Weaveasy Flap Mini (2) Weaveasy Cross (3) Weaveasy Swing Mini (4) Weaveasy Mini (5) Weaveasy Mobile

工作坊內容：親手做及編織有你個人風格的手袋

- 組合你最愛的顏色
- 使用合式的工具打孔（視乎進度時間）
- 編織方法及技巧 - 五金配件

工作坊提供：紙樣、皮革工具 - DiSCARVERY 帶子、山系肩帶

- Available: 9, 16, 19, 22, 23, 26 February (14:00-17:00 by appointment)
- Duration: 3 hours
- Venue: Studio S204
- Charge: HK\$1,200
- Age: 12+
- Capacity: 2-4 pax
- Language: Cantonese, English
- Registration: <https://blindbyjw.com/collections/accessories/products/creative-self-expression-experience-mountaineering-weave-workshop-combo>
- Enquiry: Jessica Lau (60868671 / blindbyjw@outlook.com)



Creative Self-expression Experience  
Mountaineering Weave Workshop  
編織手袋工作坊



We're the founder of Blind by JW, a Hong Kong local independent fashion and accessories designers from London and Hong Kong. Look out and create your very own fantasy – our products are all made in Hong Kong with love and passion for colours and textures, full of fun and happiness that we love to share with you.

Learning how to create and make your very own ultimate weave bag with the love self-expression and dreamers

- Create your colour own palette combination
- Pattern placements and use of leather tools
- Strap placement and weaving technique
- Basic mountaineering knot

What we'll provide: Pattern Paper, Leather Tools Trims, DiSCARVERY Straps, Mountaineering Rope

工作坊內容: 親手做及編織有你個人風格的手袋 (工作坊提供: 紙樣、皮革工具、DiSCARVERY 帶子、山系肩帶)

- 組合你最愛的顏色
- 使用合式的工具打孔 (視乎進度時間)
- 編織方法及技巧
- 上五金配件

• Available: Every day 12pm – 1:30pm | 2pm – 3:30pm | 3pm – 4:30pm | 5pm – 6:30pm (by appointment)

• Duration: 1.5 hours

• Venue: Studio S204

• Charge: Mini Weave Bag - \$599hkd per person | \$499hkd per person for 2

• Age: 12+

• Capacity: 4 pax

• Language: Cantonese, English

• Registration: <https://blindbyjw.myshopify.com/collections/discarvery/products/creative-self-expression-experience-mountaineering-weave-workshop>

• Enquiry: Jessica Lau (60868671 / blindbyjw@outlook.com)



Creative Self-expression Experience  
Mountaineering Weave Workshop  
編織手機袋工作坊

\*Workshop information is subject to change without prior notice.  
Please contact the host directly for the latest details.



We're the founder of Blind by JW, a Hong Kong local independent fashion and accessories designers from London and Hong Kong. Look out and create your very own fantasy – our products are all made in Hong Kong with love and passion for colours and textures, full of fun and happiness that we love to share with you.

Learning how to create and make your very own ultimate weave bag with the love self-expression and dreamers

- Create your colour own palette combination
- Pattern placements and use of leather tools
- Strap placement and weaving technique
- Basic mountaineering knot

What we'll provide: Pattern Paper, Leather ToolsTrims, DiSCARVERY Straps, Mountaineering Rope

工作坊內容: 親手做及編織有你個人風格的手機袋 (工作坊提供: 紙樣、皮革工具、DiSCARVERY 帶子、山系肩帶)

- 組合你最愛的顏色
- 使用合式的工具打孔 (視乎進度時間)
- 編響織方法及技巧
- 上五金配件

• Available: Every day 12pm – 1:30pm | 2pm – 3:30pm | 3pm – 4:30pm | 5pm – 6:30pm (by appointment)

• Duration: 1.5 hours

• Venue: Studio S204

• Charge: Mobile Weave Bag - \$499hkd per person | \$399hkd per person for 2

• Age: 12 +

• Capacity: 4 pax

• Language: Cantonese, English

• Registration: <https://blindbyjw.myshopify.com/collections/discarvery/products/creative-self-expression-experience-mountaineering-weave-workshop>

• Enquiry: Jessica Lau (60868671 / blindbyjw@outlook.com)



CYMASCOPE  
純錫聲波碟工作坊

\*Workshop information is subject to change without prior notice.  
Please contact the host directly for the latest details.



From rhythms to shapes, there are more messages behind sounds. Transforming cymascope into geometric patterns, sound is also a way to convey sentiments. In CYMASCOPE workshop, you will make a beautiful piece of sounds. Made of pure tin, can be used as an incense holder or multi-purpose plate.

音流學以視覺呈現聲音；不但是旋律，聲音更能轉釋為圖案，傳遞背後的訊息。聲波透過不同頻率的振動，水或細沙則能夠在平面上產生各種幾何圖案。聲音，是情感表現的方式之一。CymaScope把音階中的七個音節轉化為圖案；像摩斯密碼一樣，拼湊成不同的字句、樂章。CymaScope，製作聲音的萬花筒。

- Available: Every Thursday & Saturday (1:00pm – 3:00pm / 4:00pm – 6:00pm / 5:00pm – 7:00pm / 6:00pm – 8:00pm)
- Duration: 2 hours
- Venue: Studio S212
- Charge: \$450/head
- Capacity: max. 4 pax
- Language: Cantonese
- Registration: <https://www.playbackconcept.com/cymascope-workshop>
- Enquiry: Playback Concept (52818395 / playbackhandmade@gmail.com)

*MIDDLE C*

G#

D#

E#

B





# PERFECTLY IMPERFECT Bracelet Workshop

## 木目金手鉤工作坊

\*Workshop information is subject to change without prior notice.  
Please contact the host directly for the latest details.



PERFECTLY IMPERFECT Bracelet Workshop 3 hours (Finish and get it at the end of lesson)

Materials: Mokume Gane, Sterling Silver / Suitable: For beginners without any craft experience

我們都是由過去所有快樂與失望與遺憾累積而成，沒有人是完美，唯有彼此接受對方的缺憾與經歷，才能造就個更完整的關係。來自日本傳統金工工藝製作而成的木目金(Mokume Gane)由不同色彩的金屬一層層交疊鍛造而成。從零一步步累積的不朽金屬木紋象徵著二人的經歷。我們既相似，但更不同，在相遇一刻將彼此的故事連接成為往後更完整的人生，你的空白就由我來填寫。

關於設計：將木目金的年輪、純白的銀，按想要的比例切割成兩份，再交換焊接成為一對，象徵著彼此不可分割、互相唯一的部分。工作坊會教授焊接、打磨、拋光等金工技巧，需時3小時內，適合初學者參加。

刻字：工作坊現場刻字是人手打字印，課堂中會教授技巧，由你親手打上 / 材質：木目金、925銀

- Available: Every Saturday & Sunday (12:00nn – 3:00pm / 4:30pm – 7:30pm)
- Duration: 3 hours
- Venue: Studio S212
- Charge: \$1500/person
- Capacity: 2 - 4 pax
- Language: Cantonese, Mandarin
- Registration: <https://www.playbackconcept.com/perfectly-imperfect-rings-workshop>
- Enquiry: Playback Concept (52818395 / playbackhandmade@gmail.com)



# Silver Bracelets Workshop

## 情侶銀手鐲工作坊

\*Workshop information is subject to change without prior notice.  
Please contact the host directly for the latest details.



- Hand-crafting a silver bracelet from a silver stick
- Can choose different thickness and width of the bracelets
- Hand-stamping engraving of letters and number on your work
- Polishing and final retouching by tutor
- Different options for finishing: Mirror-finished / Matte-finished / Oxidized

Material: Sterling Silver

Free engraving: Hand-stamping done by you

Suitable for: Beginners without craft experience

\*Get your bracelets at the end of lesson

- 基本銀匠工具認識
- 設計出理想的手鐲粗幼及闊度
- 在手鐲上敲出不同的紋理並拋上字母或句子
- 敲打出手鐲的形狀及打磨
- 由導師進行拋光
- 可按需要進行舊化染色處理

材質：925純銀 (Sterling Silver)

製成品：所有款式都可製作成光面 / 霧面 / 灰黑色舊化效果

刻字：工作坊現場刻字是人手打字印，課堂中會教授技巧，由你親手打上

適合：對手工藝有興趣 / 想親手做禮物，無需金工經驗

\*即日完成 課堂完結時可取

- Available: Every weekend (12:00nn – 3:00pm / 4:30pm – 7:30pm)
- Duration: 3 hours
- Venue: Studio S212
- Charge: \$1200 for single piece (Limited to 1 participant) ; \$1900 for 2 pieces (1-2 participants)
- Capacity: 2 - 4 pax
- Language: Cantonese, Mandarin
- Registration: <https://www.playbackconcept.com/jewellery-workshop>
- Enquiry: Playback Concept (52818395 / playbackhandmade@gmail.com)



## DRIFTWOOD Bracelet Workshop

### 漂流木情侶手鉅工作坊

\*Workshop information is subject to change without prior notice.  
Please contact the host directly for the latest details.



Driftwood Bracelet Workshop 3 hours (Finish and get it at the end of lesson)

Materials: Copper, Sterling Silver

Suitable: For beginners without any craft experience

關於設計：將純白的銀以紅銅覆蓋焊接成圓形的漂流木情侶手鉅，按想要的深度角度切角展露手鉅內部的銀，象徵彼此內心永遠也相連著。(即日完成 課堂完結時可取)

材質：銅、925銀

適合：對手工藝有興趣 / 想親手做禮物，無任何金工經驗亦可

- Available: Every Saturday & Sunday (12:00nn – 3:00pm / 4:30pm – 7:30pm )
- Duration: 3 hours
- Venue: Studio S212
- Charge: \$1600 for single piece / \$2800 for a pair
- Capacity: 2 - 4 pax
- Language: Cantonese
- Registration: <https://www.playbackconcept.com/driftwood>
- Enquiry: Playback Concept (52818395 / playbackhandmade@gmail.com)



# Pure Tin Plate Workshop

## 純錫食器工作坊

\*Workshop information is subject to change without prior notice.  
Please contact the host directly for the latest details.



Pure Tin can absorb odours and removes impurities.

The combination of gourmet and a nicely handcrafted plate, is an uplift of food enjoyment.

Content:

- Hammering of patterns on the plate
- Shaping of the plate
- Around 10cm diameter for the finished plate

錫有吸附雜質異味，淨化抑菌、保鮮的作用。

美食與美器相互配合，造就味覺與視覺的享受，賦予生活的意義。用來擺放精緻甜品最合適不過。

內容：

- 搥上喜歡的紋理
- 將錫片壓成淺碟形狀
- 製成品尺寸為直徑約10cm

- Available: Available on every Tue to Sun [Mondays off] (1-3pm / 4-6pm / 5-7pm / 6-8pm)
- Duration: 2 hours
- Venue: Studio S212
- Charge: \$490
- Target age: 12+
- Capacity: 2 - 8 pax
- Language: Cantonese, Mandarin, English
- Registration: <https://www.playbackconcept.com/forging-workshop>
- Enquiry: Playback Concept (52818395 / playbackhandmade@gmail.com)







MODEMENT

## Pattern Weaving Artwork 圖案編織工作坊



Weaving is always useful in releasing pressure and spurring the senses. During the process of looming and looping, we get our creative juices flowing, and our boundaries are pushed.

編織能夠幫助我們釋放壓力，刺激我們的感官。在不斷循環編織的過程中，可以讓我們的創意源源不斷，突破我們的思維界限。

- Available: Every Thursday to Sunday (2pm-4pm; 4:30pm-6:30pm) by appointment
- Duration: 2 hours
- Venue: Studio S303
- Charge: HK\$ 580/person , 10% off discount for 2 people
- Age: 10+
- Capacity: Table for 2
- Language: Cantonese, Mandarin, English
- Registration:  
<https://docs.google.com/forms/d/1mOcFgokLKc9i4bdyHtNaYdJeTIAGYOagrCDT8Y8YPn8/edit?usp=sharing>
- Enquiry: Leonora (9082 7371 / [shop@modement.com](mailto:shop@modement.com))



Remarks:

Please make the booking at least one week in advance.





MODEMENT

## SAORI Weaving Tapestry

### SAORI編織掛飾工作坊



Weaving is always useful in releasing pressure and spurring the senses. During the process of looming and looping, we get our creative juices flowing, and our boundaries are pushed.

編織幫助我們釋放壓力，刺激我們的感官。在循環編織的過程中，讓我們的創意源源不斷，突破我們的思維界限。

- Available: Every Thursday to Sunday (2pm-4pm; 4:30pm-6:30pm) by appointment
- Duration: 2 hours
- Venue: Studio S303
- Charge: HK\$ 580/person , 10% off discount for 2 people
- Age: 10+
- Capacity: Table for 2
- Language: Cantonese, Mandarin, English
- Registration:  
<https://docs.google.com/forms/d/1mOcF9okLKc9i4bdyHtNaYdJeTIAGYOagrCDT8Y8YPn8/edit?usp=sharing>
- Enquiry: Leonora (9082 7371 / [shop@modement.com](mailto:shop@modement.com))

Remarks:

Please make the booking at least one week in advance.





**MDVS**  
by  
Mondovi®

## Create Your Own Bracelets by Natural Gemstone 天然水晶手鍊工作坊

\*Workshop information is subject to change without prior notice.  
Please contact the host directly for the latest details.



MDVS by Mondovi, is a creative jewelry brand with unique style and new design. Whether it is elegant, noble, or stylish, brand accessories can show fashionable men and women their personal styles. Create and make your own style nature gemstone knot bracelet:

- Create your favorite colour combination by bead & wax cord / rope
- Use accessories to increase the sense of hierarchy

Bracelet A set including : 2-4pcs \_ 6- 8mm beads , 4-6pcs accessories , wax cord / rope

Bracelet B set including : 6-10pcs \_ 8-10mm beads , 6-10pcs accessories , wax cord / rope

Mondovi旗下的MDVS，是一個風格獨特、設計新穎的創意珠寶品牌。無論是優雅、高貴還是時尚，品牌配飾都能展現時尚男女的個人風格。製作您自己個人的風格的天然水晶手鍊：

- 用珠子和蠟繩/繩子，創造您最喜歡的顏色組合
- 使用配飾增加層次感

手鍊A套裝包括：2-4 顆 6-8毫米珠子，4-6 顆配飾，蠟繩/繩

手鍊B套裝包括：6-10 顆 8-10毫米珠子，6 - 10 顆配飾，蠟繩/繩

- Available: Everyday 14:00 - 20:00 (by appointment)
- Duration: 1.5 - 2 hours
- Venue: Studio S413
- Charge: Set A - \$580/ person , Set B - \$ 860
- Age: No Limited
- Capacity: 1-4 pax
- Language: Cantonese, English
- Registration: WhatsApp 852-68842813 / [info@mondovi.com.hk](mailto:info@mondovi.com.hk)
- Enquiry: Nolly Leung (WhatsApp 852- 68842813 / [info@mondovi.com.hk](mailto:info@mondovi.com.hk))







S506 Dyelicious

April 2022

\*Workshop information is subject to change without prior notice.  
Please contact the host directly for the latest details.

## Dyeing Experience by Food Waste Colour Workshop 天然剩菜染色 - 混色絞與紮染




During this dye-licious food dyeing workshop, you will take part in the process of dyeing from concept all the way to finished product. Every simple step will be part of the dyeing process and by putting your heart into it, you will make the work unique. You will make your own Shibori tie-dye or Itajime, a wooden-plate-dye, using a 50×50 centimeter Furoshiki—a traditional wrapping cloth—with the option to upgrade to something else. You will experience the experimental spirit behind the creative process using fresh food waste colors provided by Seasonal with blue from purple cabbage, yellow from onion and ginger, purple from sweet potato, brown from tea and coffee, pink from sakura wood, and more.

在染樂工房《3小時天然染色體驗》，你會透過5種「天然染料」及多種「絞紮技巧」體驗染色樂趣！位於香港中環PMQ的體驗館常備有Indigo、櫻花粉、紫薯紫、薑蔥黃、椰菜藍各種天然色彩，讓你參與到工藝製作，感受剩食無限可能。當然你亦可訂購 DIY染色套裝 在家體驗。「染樂工房，一個讓你看到廚餘可能性的染色工藝館。」在這裏，你能找2015米蘭世博讚美為「世界最美麗的色彩」的剩食染料；透過染色匠人的精心教學，帶您從細節探索染色工藝、感受生活美學。讓您的創意能量碰撞，綻放出屬於你的獨一無二作品。

- Available: Every Saturday & Sunday (10:30am – 13:30pm/ 2:30pm – 5:30pm) – by appointment
- Duration: 3 hours
- Venue: Studio S506
- Charge: \$395/head
- Age: 16+
- Capacity: max. 16 pax
- Language: Cantonese
- Registration: [https://www.shop.dyelicious.hk/service-page/pmq?referral=service\\_list\\_widget](https://www.shop.dyelicious.hk/service-page/pmq?referral=service_list_widget)
- Enquiry: Dyelicious (98583616 / info@dyelicious.hk)





S511 Oscary Art

## Art Jam 自助繪畫

**April 2022**

\*Workshop information is subject to change without prior notice.  
Please contact the host directly for the latest details.



Since 2010, we had been one of the most popular art studios in Hong Kong. Our studios provides all materials for acrylic paintings in many choices of canvas sizes. Our tutor in shop to assist you on your idea and basic painting techniques, we are looking forward to make creative pieces with you together.

自2010年以來，我們一直是香港最受歡迎的藝術工作室之一。我們的工作室提供了丙烯材料及不同大小的畫板。我們的導師亦會與你一同尋找靈感和教導繪畫的基本技巧，我們期待與你一起創造創意。

- Available: Every day (by appointment only)
- Duration: 4 hours
- Venue: Studio S511 & verandah
- Charge: \$200/head
- Capacity: 1-4 pax
- Language: Cantonese, Mandarin, English
- Registration: [www.oscaryart.com](http://www.oscaryart.com); [oscaryart@gmail.com](mailto:oscaryart@gmail.com); 95881514
- Enquiry: Winnie Chan (95881514 / [oscaryart@gmail.com](mailto:oscaryart@gmail.com))





S513 513 Paint Shop

April 2022

\*Workshop information is subject to change without prior notice.  
Please contact the host directly for the latest details.

## Gold Foil Totebag Workshop 金箔布袋工作坊

Decorate tote bag with gold foil, refashioning simplicity to a wearable artwork. It revives the common fashion piece with a touch of luxury.  
利用金箔設計獨一無二的帆布布袋，將它變成一件可穿戴的藝術品。

- Available: Every Saturday & Sunday by appointment (12pm-2pm, 2pm-4pm, 4pm-6pm)
- Duration: 2 hours
- Venue: Studio S513 verandah
- Charge: \$300/head
- Capacity: 1-8 pax
- Language: Cantonese, English
- Registration: <https://www.513paintshop.com/collections/513-workshops/products/draw-paint-tote-bag>
- Enquiry: Jacqueline Wong (21552282 / [shop@513paintshop.com](mailto:shop@513paintshop.com))







S513 513 Paint Shop

## Coaster Painting 水松杯墊工作坊

**April 2022**

\*Workshop information is subject to change without prior notice.  
Please contact the host directly for the latest details.



Paint and draw with 513 paints on a cork coaster.

水松杯墊設計。

- Available: Every day by appointment (12pm-1:30pm, 2pm-3:30pm, 4pm-5:30pm)
- Duration: 1.5 hours
- Venue: Studio S513 verandah
- Charge: \$150/head
- Capacity: 1-8 pax
- Language: Cantonese, English
- Registration: <https://www.513paintshop.com/collections/513-workshops/products/draw-paint-coaster>
- Enquiry: Jacqueline Wong (21552282 / shop@513paintshop.com)





S513 513 Paint Shop

April 2022

## Master Class Series 大師抽象畫班

\*Workshop information is subject to change without prior notice.  
Please contact the host directly for the latest details.

One-on-one workshop with tutor to create abstract painting with foil on velvet fabric or canvas.

在絲絨布或帆布上創作抽象畫，並配以金箔作點綴。工作坊以一對一形式進行。

- Available: Every day by appointment (12:00pm-3:00pm, 3:00pm-6:00pm)
- Duration: For size, 50cm x 50cm: 1 session, 3 hours; For size, 130cm x 100cm: 2-3 sessions, each session about 2-3 hours (Total 6 hours)
- Venue: Studio S513 verandah
- Charge: On Velvet/Canvas (50cm x 50cm) HK\$900/head | On Velvet (130cm x 100cm) HK\$1800 /head
- Capacity: 1-4 pax
- Language: Cantonese, English
- Registration: <https://www.513paintshop.com/collections/513-workshops/products/master-class-series> (Book before 5-7 days ahead)
- Enquiry: Jacqueline Wong (21552282 / shop@513paintshop.com)





S513 513 Paint Shop

April 2022

\*Workshop information is subject to change without prior notice.  
Please contact the host directly for the latest details.

## Denim Gold Foil Handbag Workshop 金箔x牛仔布手袋工作坊



Decorate denim handbag with gold foil, refashioning simplicity to a wearable artwork. It revives the timeless fashion piece with a touch of luxury.

利用金箔設計獨一無二的牛仔布手提袋，將它變成一件可穿戴的藝術品。

- Available: Every day by appointment (12pm-2pm, 2pm-4pm, 4pm-6pm )
- Duration: 2 hours
- Venue: Studio S513 verandah
- Charge: \$300/head
- Capacity: 1-8 pax
- Language: Cantonese, English
- Registration: <https://www.513paintshop.com/collections/513-workshops/products/denim-workshop>
- Enquiry: Jacqueline Wong (21552282 / shop@513paintshop.com)





S513 513 Paint Shop

## Pour Painting Workshop 流體畫工作坊

**April 2022**

\*Workshop information is subject to change without prior notice.  
Please contact the host directly for the latest details.

Let your paint flow, to create a fascinating and unique art piece.  
讓顏料任意在畫面上流動，創作出一幅獨一無二的藝術品。

- Available: Every day by appointment (12pm-2pm, 2pm-4pm, 4pm-6pm)
- Duration: 2 hours
- Venue: Studio S513 verandah
- Charge: From \$180/head
- Capacity: 1-6 pax
- Language: Cantonese, English
- Registration: <https://www.513paintshop.com/collections/513-workshops/products/pour-painting-workshop> (Book before 3-5 days ahead)
- Enquiry: Jacqueline Wong (21552282 / [shop@513paintshop.com](mailto:shop@513paintshop.com))





S513 513 Paint Shop

April 2022

\*Workshop information is subject to change without prior notice.  
Please contact the host directly for the latest details.

## Aqua Mark-making 水彩畫・痕跡創作



Scribble, splash, doodle, dot. Enjoy the process of making as many marks as you can with pencils, pastels and paints. Bring your mind wander in wonderland and roam across the canvas to express your imaginary with emotions.

塗一塗，潑一潑，掃一掃，點一點。拿著鉛筆，蠟筆，油漆，讓您的思想在仙境中徘徊，隨意畫冊上漫遊，抒發您的情感，塑造您的幻想。

- Available: Everyday (12pm-2pm, 2pm-4pm, 4pm-6pm - by appointment only)
- Duration: 2 hours
- Venue: Studio S513 verandah
- Charge: \$250
- Capacity: 4 pax
- Language: Cantonese, English, Mandarin
- Registration: <https://www.513paintshop.com/collections/513-workshops/products/aqua-mark-making>
- Enquiry: Team 513 (21552282 / shop@513paintshop.com)





## Simplified, Easy and Fun Shoe Making Workshop 簡單、輕鬆、有趣的製鞋工作坊



### Easy-2-Make | Beginner Workshop

- Original Designs
- Handmade by You

New shoemaking workshops by Shoe Artistry. Experience making a wearable pair within 3-4 hours. It can be for yourself, a friend or even as gifts for a loved one. Simple and Fun! \* Shoe style and colour need to be confirmed before class

### 簡易手工鞋班 | 初階

- 原創設計
- 由你親手製作

鞋藝工館初階造鞋工作坊，3-4小時內就可製作出可穿，有型和舒適的鞋子。親自製作的鞋子可以是給自己穿，製作得給朋友或是送給最愛的那一位，簡單又有趣！

- Available: Every Saturday (between 12nn - 6pm by appointment)  
For other days, please send enquiry.
- Duration: 3-4 hours
- Venue: Studio S603 or verandah
- Charge: \$500 and above
- Capacity: 2-4 pax
- Language: Cantonese, English
- Registration: <http://shoeartistry.com/beginner-shoemaking-workshops/>
- Enquiry: Jeff Wan (2326 6018 / hi@shoeartistry.com)





# HAK

H202 HAK

**April 2022**

\*Workshop information is subject to change without prior notice.  
Please contact the host directly for the latest details.

## Two-way knit necklace workshop 兩用編織頸鏈工作坊

During the workshop, you will learn how to use the ribbon yarn to knit the two-way necklace. This necklace use a magnetic clasp to connect. It can wear it as a long necklace or as a bracelet & necklace set. All materials included.

這個工作坊將會教授使用扁帶編織兩用雙色頸鍊。使用磁石扣連結，可作長頸鍊配帶，亦可作手鍊及頸鍊套裝配帶。所有材料已包括學費內。

- Available: Every Saturday & Sunday 11:30am-1:30pm (by appointment)
- Duration: 2 hours
- Venue: Studio H202
- Charge: \$580 per person/ \$960 for 2 person
- Capacity: 2 - 6 pax
- Language: Cantonese, English
- Registration: [hak.studio@hotmail.com](mailto:hak.studio@hotmail.com)
- Enquiry: Ling Wong (55118412 / [hak.studio@hotmail.com](mailto:hak.studio@hotmail.com) )





## OBELLERY

# Silver Ring Jewellery Workshop

## 銀戒指製作班

\*Workshop information is subject to change without prior notice.  
Please contact the host directly for the latest details.



Life could feel like a rut when a few bad things happen in the same week, but a fresh experience in the weekend can turn it all around! If you like jewellery and enjoy a hands on learning experience, our workshops might just be the mini vacation you need for the week. This course is for those who have yet to experience the joys of jewellery making and would like to give learning these new skills a try. Our tutor will teach in a group or as individuals to provide guidance and technical support throughout the process. You will learn the basic silversmithing skills such as: Piercing, Filing, Annealing, Soldering, Basic hammering, Texturing, Polishing, Twisting. There are 3 levels to choose from, each with a unique set of designs templates that focuses on a different aspect of the craft.

Level 1: Minimalist classic perfect for everyday wear

Level 2: Designs that highlight the charm of specific metalsmithing techniques

Level 3: A selection of advanced design that will require an extra bit of patience

每日疲於奔命讓你忘卻手作的樂趣了嗎？何不偷閒重新感受這種全神投入的時光 如果你沒有任何首飾製作經驗，又希望可以親身體驗一下以傳統金工技術，去打造一隻屬於自己或伴侶的獨一無二既純銀指環，可試試這個銀介指製作班工作坊喔。導師們會以小組或個人形式教授及協助你們完成屬於你的銀介指。制作班內可以學到一些金屬處理的基本技巧，如金屬切割，退火，焊接，挫修，打磨，手工拋光，金屬處理等。

Level 1: 款式簡單，適合沒有任何首飾製作經驗的人參加

Level 2: 難度相對比較高，款式比較複雜一點

Level 3: 所需的製作時間較長，參加者需要較多的耐性和技巧去完成

- Available: 11am & 2:30pm & 5pm (by appointment)
- Duration: (Level 1): 1.5 - 2.5 hours (Level 2): 2 - 3 hours (Level 3): 3 hours
- Venue: Studio H403
- Charge: (Level 1): \$880 / person (Level 2): \$1280 / person (Level 3): \$1480 / person
- Target Age Group: 18 or above
- Capacity: max. 4 pax
- Language: Cantonese, Mandarin, English
- Registration: <https://www.obellery.com/silverringjewelleryworkshop/> Email: [info@obellery.com](mailto:info@obellery.com) / Phone calling: 2155 4198
- Enquiry: Pearl Lee (2155 4198/ [info@obellery.com](mailto:info@obellery.com))



## OBELLERY

## Silver bangle workshop

### 銀手鐲製作班

\*Workshop information is subject to change without prior notice.  
Please contact the host directly for the latest details.



In our silver bangle making workshop, you will be able to handcraft your very own silver bangle within 1 single session. We provide 6 samples to choose from and each style comes with different techniques. You may choose one style per class. Our tutor will teach in a group or as individuals to provide guidance and technical support throughout the process. We provide all the tools and equipment needed for jewellery making. Extra silver fee may be charged depending on the weight. For health and safety issues, you will be asked to tie up your hair and wear closed shoes during the making process.

在2-3小時內，你將會學到以傳統金工技巧去製作一隻銀手鐲。我們會提供一些簡單而獨特的手鐲款式以作參考，而每一個款式都能學到不同的金工技巧。導師們會以小組或個人形式教授及協助。製作班內你能學到一些金屬處理的基本技巧，如金屬切割，退火，焊接，挫修，打磨，手工拋光，金屬處理，曲面形成，扭線製作等。我們的銀飾工作坊均由專業珠寶設計師擔任導師。他們作為獨立當代珠寶藝術家每一個都具備相當的專業素質，當中不少是任教各大院校的導師。所有課程以英語，粵語或普通話授課皆可。無論閣下是在地的市民或是前來香港的旅客們，OBELLERY都能為您提供一個難得的金工體驗，共同製造難忘的一天。

- Available: 11a. & 2:30pm & 5pm (by appointment)
- Duration: 2 -3 hours
- Venue: Studio H403
- Charge: \$1780/person
- Target Age Group: 18 or above
- Capacity: max. 4 pax
- Language: Cantonese, Mandarin, English
- Registration: <https://www.obellery.com/silver-bangle-making-class> / Email: [info@obellery.com](mailto:info@obellery.com) / Phone calling: 2155 4198
- Enquiry: Pearl Lee (2155 4198/ [info@obellery.com](mailto:info@obellery.com))



## OBELLERY

Signet ring workshop  
印章戒指製作班

\*Workshop information is subject to change without prior notice.  
Please contact the host directly for the latest details.



Signet rings are part of time-honoured tradition practiced by aristocrats, commonly used as a personal signature or symbol of family heritage for an official seal. A design was usually engraved into the metal of the ring and then pressed into wax or clay. Authentic antique signet rings are rare and valuable as they were often destroyed when their wearer died. Nowadays people wear because of its distinctive style, personal choice of expression or fashion accessories. If you are interested in metalwork, this is a very good chance for you to learn how to create a signet ring in a traditional way. We are very welcome even you are completely new in jewellery making!

印章戒指的歷史源遠悠長。傳統的印戒是給貴族們用於文件上簽署，他們多數會在戒指刻上家族的標誌，再壓在蜂蠟或黏土上。基於貴族的繼承性，當配戴者逝去時印戒大多會被破壞，所以，經過歷史遺留的印戒已經很稀有及相當珍貴。現今印章戒指已成為時尚首飾，不論男女也可以配戴。我們今次的工作坊，主要是希望介紹傳統鑄造戒指的方法，即使你沒有任何金屬製作的經驗也歡迎參與！

- Available: 11am, 5:30pm (by appointment)
- Duration: 3 hours
- Venue: Studio H403
- Charge: \$1480/person
- Target Age Group: 18 or above
- Capacity: max. 2 pax
- Language: Cantonese, Mandarin, English
- Registration: <https://www.obellery.com/signet-ring-workshop> / Email: [info@obellery.com](mailto:info@obellery.com) / Phone calling: 2155 4198
- Enquiry: Pearl Lee (2155 4198/ [info@obellery.com](mailto:info@obellery.com))



## OBELLERY

Wedding ring workshop  
結婚戒指製作班

\*Workshop information is subject to change without prior notice.  
Please contact the host directly for the latest details.



What else could be more meaningful and memorable than handmade wedding rings for your significant other? This course allows you to express your love to your beloved one in a special touch. The first lesson we will teach you with silver, which allows you to visualise the final outcome and the next lesson you will start working with gold. Our tutor will guide you during the making process and ensure that your outcomes are beautiful as they are precious. We provide all the tools and equipments for jewellery making. Extra gold fee may be charged depending on the weight.

無論閣下是在地的市民或是前來香港的旅客們，OBELLERY都能為您提供一個難得的金工體驗，共同製造難忘的一天。我們的工作室均對外開放，營業時間為週一至週日每天早上11時至晚上7時。我們的銀飾工作坊均由專業珠寶設計師擔任導師。他們作為獨立當代珠寶藝術家每一個都具備相當的專業素質，當中不少是任教各大院校的導師。所有課程以英語，粵語或普通話授課皆可。

結婚戒指象徵著承諾，對彼此間的信任及存有永恆的祝福。而親自製作更是最能表達心意及傳達愛的方式。現在，情侶們可以躬行實踐，用雙手打造屬於您倆的婚戒，留下一份難忘的幸福時光，並成為您和摯愛間的珍貴回憶。課程會分為兩部份，首堂需設計並用純銀確定款式，製作初稿；而次堂便會用純金或18ct黃金/白金/玫瑰金正式製作，當中更可學到很多相關打金工藝的技術。

- Available: 11am & 2:30pm & 5pm (by appointment)
- Duration: 3 hours
- Venue: Studio H403
- Charge:
  - Single Colour Fee: \$12,800 / 2 people (15 grams of single colour of 18k gold - yellow or white or rose) 一種混合金屬的婚戒
  - Bi- Colour Fee: \$14,800 / 2 people (15 grams of 2 variations of 18k gold - yellow/rose/white) 兩種混合金屬的婚戒
- Target Age Group: 18 or above
- Capacity: max. 2 pax
- Language: Cantonese, Mandarin, English
- Registration: <https://www.obellery.com/weddingringmakingcourse> / Email: [info@obellery.com](mailto:info@obellery.com) / Phone calling: 2155 4198
- Enquiry: Pearl Lee (2155 4198/ [info@obellery.com](mailto:info@obellery.com))





H405 Isatisse Studio

April 2022

\*Workshop information is subject to change without prior notice.  
Please contact the host directly for the latest details.

## Nagomi Pastel Art Workshop 和諧粉彩體驗工作坊



Nagomi Art, a form of Japanese art healing founded in Japan, using pastels and fingers to create a gentle, transparent, warm, and heart-touching art through simple yet unique ways of painting techniques. The therapeutic nature of this art is able to create a sense of harmony and enhance the self-esteem of the painter. This art helps to calm and relax one's mind as the painters go through the process to choose and blend the colors and complete the beautiful art piece all by themselves. It's an art for everyone and anyone!

和諧粉彩源自日本，由細谷典克先生於2003年創立的一門大眾藝術。細谷先生發現日本人在職場上情緒壓抑的問題很值得正視，於是想藉一種簡單、放鬆的作畫方法，讓人們從中獲得放鬆、愉悅的感覺，透過這門藝術紓解壓力與情緒。他隨後成立了日本粉彩希望協會JPHAA，希望把這門藝術推廣開去，讓更多人感受到藝術療癒的威力。我們透過體驗工作坊，讓繁忙的都市人及從未接觸過和諧粉彩但有興趣的朋友們，一同來參與，既可發揮創意，又可治癒心靈。大家就一起來體驗這個快樂的藝術療癒旅程吧！

- Available: Everyday (11:30a.m to 2:00p.m / 2:00p.m to 4:30p.m / 5:00p.m to 7:30p.m – book 3 days prior)
- Duration: 2.5 hours (1-2 artworks can be done)
- Venue: Studio H405
- Charge: \*\*\$320 per person  
\*\*\$300 per person for 2 people enrolling at one time!!  
\*\*\$250 per 1 Parent + Kid (For a parent with a kid aged under 5 creating the artworks together)
- Capacity: 1-6 pax
- Language: Cantonese, Mandarin, English
- Registration: Instagram: @isatisse, FB: Isatisse by Isabel Tong, Whatsapp / Signal 92612948  
<https://isatisse.com/collections/workshop/products/nagomi-pastel-art-trial-workshop-%E5%92%8C%E8%AB%A7%E7%B2%89%E5%BD%A9%E9%AB%94%E9%A9%97%E5%B7%A5%E4%BD%9C%E5%9D%8A>
- Enquiry: Isabel Tong (92612948 / info@isatisse.com)





H405 Isatisse Studio

April 2022

\*Workshop information is subject to change without prior notice.  
Please contact the host directly for the latest details.

## Nagomi Pastel Greeting Cards DIY Workshop 和諧粉彩賀卡DIY工作坊

Let's DIY Nagomi Pastel greeting cards for your beloved friends and family!! 2 to 3 Nagomi Pastel greeting cards can be done within a 2-hour session. Book now and make something creative for your love ones!! Duration: Approx. 2 hours ( 2 to 3 Greeting cards can be done, envelops included)

臨近節日，今年想親手DIY小心意送俾至愛親朋同時自己放假又想讓自己心靈RELAX放鬆一下嗎？即刻過嚟我地嘅和諧粉彩賀卡DIY工作坊，2小時工作坊內可以任大家創作2-3款和諧粉彩賀卡！！即刻創作一個又和諧又特別嘅賀卡送俾他/她啦！！

和諧粉彩源自日本，由細谷典克先生於2003年創立的一門大眾藝術。細谷先生發現日本人在職場上情緒壓抑的問題很值得正視，於是想藉一種簡單、放鬆的作畫方法，讓人們從中獲得放鬆、愉悅的感覺，透過這門藝術紓解壓力與情緒。他隨後成立了日本粉彩希望協會JPHAA，希望把這門藝術推廣開去，讓更多人感受到藝術療癒的威力。我們透過體驗工作坊，讓繁忙的都市人及從未接觸過和諧粉彩但有興趣的朋友們，一同來參與，既可發揮創意，又可治癒心靈。工作坊時數：約2小時(可完成約2-3張賀卡，連封套)

- Available: Everyday (11am-1pm, 2pm-4pm, 5pm-7pm or by appointment 2 days in advance)
- Duration: 2 hours
- Venue: Studio H405
- Charge: HK\$380 (HK\$350 for two people joining together)
- Age: 10+
- Capacity: 1-8 pax
- Language: Cantonese, English
- Registration: [www.isatisse.com/](http://www.isatisse.com/) [info@isatisse.com/](mailto:info@isatisse.com) 92612948
- <https://isatisse.com/collections/workshop/products/%E5%92%8C%E8%AB%A7%E7%B2%89%E5%BD%A9%E8%81%96%E8%AA%95%E5%8D%A1%E5%8F%8A%E8%B3%80%E5%8D%A1%E5%B7%A5%E4%BD%9C%E5%9D%8A>
- Enquiry: Isabel Tong (92612948 / [info@isatisse.com](mailto:info@isatisse.com))







## Nagomi Pastel Art JPHAA Certified Associate Instructor Course 和諧粉彩準指導師證書課程

Founded in Japan by Mr Hosoya Norikatsu, Nagomi Art uses sensorial touch from painting with fingers to help bring a sense of harmony and inner peace to the artist. There is something especially therapeutic about an art form where fingers become the brush on the canvas.

- JPHAA Certified Associate Instructor Course
- 3 full-day or 6 half-days course with JPHAA certificate
- Can organize interested class after completing the course

日本和諧粉彩 ( Pastel Nagomi Art ) 是由日本細谷典克先生於2002年創辦，翌年成立Japan Pastel Hope Art Association ( JPHAA ) 日本粉彩希望藝術協會。這指繪療癒藝術，是一種源自日本的獨特繪畫方式，透過簡單的繪畫方法，運用粉彩和手指來彩繪創作者內在的色彩，為不同年紀的人的心靈帶來和諧、寧靜和喜悅。

準指導師班：

- 完成3天全日課程 (或可分6個半日)可申請JPHAA準指導師證書
- 透過完成 18-20幅特定主題的粉彩畫，包括四季、風景、人物、情緒、抽象等，藉此學習多種和諧粉彩技巧。
- 可開辦體驗班

Available Everyday (by appointment) or 3 hours per day (5 to 6 sessions) off for 2 weeks. Enquiry: Isabel Tong (92612948 / info@isatisse.com)



## Cyanotype Pink Workshop 粉紅曬工作坊



A Studio combines fashion design with Cyanotype (PINK). Cyanotype (PINK) is a photographic printing process that produces a cyan-blue print that can be so attractive and has high flexibility. A new aesthetic can be explored and developed during the “trial and error” printing process of Cyanotype. Everyone can design their own print for their clothes, hats, shoes, and leather accessories with this technique.

Sir John Herschel, a friend of Atkins and Children, invented the cyanotype (PINK) photographic process in 1842. Within a year, Atkins applied the process to algae (specifically, seaweed) by making cyanotype photograms that were contact printed "by placing the unmounted dried-algae original directly on the cyanotype paper".

Today, Cyanotype can be applied in making fashion prints.

A Studio 利用藍曬這種複印技術和時裝結合。粉紅曬，是只有粉紅曬調的單色畫面複印技術，具有無限的吸引力和可塑性。在曬出「失敗」與「滿意」成果之間徘徊，在錯誤中尋找美學！可設計自己喜愛的圖案，日常生活的相片複印在衣服、袋、鞋、帽和皮革上！創作屬於自己的衣服圖案。也可以製作小禮物送給朋友。

藍曬，本是英國物理學家John Herschel於1842年發明，後經John植物學家朋友Anna Atkins再度探索，將之與攝影給合，變成一種紀錄植物紋理的顯影術或被應用成一種複印技術。早期的印刷業便憑這技術，印製出無數的工程師、設計師、建築家的「藍圖」。現在我們可以用在時裝上印製圖案。

- Available: Every day (by appointment within the time period: 11am-1pm, 2pm-3:30pm, 7pm-9:20pm)
- Duration: 1.5 hours
- Venue: Studio H406
- Charge: T shirt or Tote bag \$480 / Bag \$ 380 / Fan or Post card \$280
- Age: 4+
- Capacity: 2-6 pax
- Language: Cantonese, Mandarin, English
- Registration: <https://yeungchin.com/collections/a-studio-x-yc-fashion-cyanotype-workshop>
- Enquiry: Yeung Chin (94234563/ astudio406@gmail.com )



## Botanical Printing and Dye Workshop 植物印染工作坊



Botanical-printing is a technique where plants, leaves and flowers leave their shapes, color, and marks on fabric. Plant material bundled inside of cloth is steamed or boiled to release the dye found naturally inside the plant, creating a contact print in the shape of the leaf or flower used. These contact prints are referred to as “Botanical-prints.”

植物印染 Botanical printing 是一種利用植物自身的天然顏色進行染色的技術。當中使用了蒸、煮等方式去提取天然色素並轉印於布料上，是一種環保和傳統的技藝。用這技藝製作的作品，結合時裝和藝術，每個都會是獨一無二藝術品。

- Available: Every day (11am-1:30pm / 2:00pm-4:30pm / 7:00pm-9:30pm – by appointment)
- Duration: 2.5 hours
- Venue: Studio H406
- Charge: Print Wool Scarf / Silk Scarf \$ 580 Print and Dye Wool Scarf / Silk Scarf \$ 880
- Age: 4+
- Capacity: 2-4 pax
- Language: Cantonese, Mandarin, English
- Registration: <https://yeungchin.com/collections/a-studio-x-yc-fashion-cyanotype-workshop>
- Enquiry: Yeung Chin (6765 5294 / astudio406@gmail.com )



## Cyanotype Workshop

### 藍曬工作坊



A Studio combines fashion design with Cyanotype. Cyanotype is a photographic printing process that produces a cyan-blue print that can be so attractive and has high flexibility. A new aesthetic can be explored and developed during the “trial and error” printing process of Cyanotype. Everyone can design their own print for their clothes, hats, shoes, and leather accessories with this technique.

Sir John Herschel, a friend of Atkins and Children, invented the cyanotype photographic process in 1842. Within a year, Atkins applied the process to algae (specifically, seaweed) by Available: Every Saturday & Sunday (10:00am – 1:00pm) making cyanotype photograms that were contact printed "by placing the unmounted dried-algae original directly on the cyanotype paper". Today, Cyanotype can be applied in making fashion prints.

A studio 利用藍曬這種複印技術和時裝結合。藍曬，是只有藍調的單色畫面複印技術，巨有無限的吸引力和可塑性。在曬出「失敗」與「滿意」成果之間徘徊，在錯誤中尋找美學！可設計自己喜愛的圖案，日常生活的相片複印在衣服、袋、鞋、帽和皮革上！

創作屬於自己的衣服圖案。也可以製作小禮物送給朋友。

藍曬，本是英國物理學家John Herschel於1842年發明，後經John植物學家朋友Anna Atkins再度探索，將之與攝影結合，變成一種紀錄植物紋理的顯影術或被應用成一種複印技術。早期的印刷業便憑這技術，印製出無數的工程師、設計師、建築家的「藍圖」。現在我們可以用在時裝上印製圖案。

- Available: Every day (11am – 1pm / 1:30pm – 4:30pm / 7pm – 10pm - by appointment)
- Duration: 2-3 hours
- Venue: Studio H406
- Charge: Post card and Hand Fan \$280 or T-shirt and Tote bag \$ 480
- Age: 4+
- Capacity: 1-8 pax
- Language: Cantonese, Mandarin, English
- Registration: <https://yeungchin.com/collections/a-studio-x-yc-fashion-cyanotype-workshop>
- Enquiry: Yeung Chin (6765 5294 / astudio406@gmail.com )



## Wool Felting Workshop 羊毛氈工作坊



Homemade wool felt course. When it comes to felt technology, it is an environmentally friendly and natural garment technology.

Advantages included: Eco-friendly sewing skill, Zero environmental loss, Zero fabric waste

Have you ever thought of using felt technology to design your own unique scarf or clothes? In this course, students can not only learn the process of making wool felt but also freely choose different colors of wool to design a natural and unique scarf and bag.

還可以自由選擇不同顏色的羊毛，去設計一條天然而且獨有的圍巾。是次課程，學生可以學習製作羊毛氈過程之餘，有否想過利用毛氈技術，設計出屬於自己獨有的圍巾或衣服？自製羊毛氈課程。說到毛氈技術，是一種環保而且天然的製衣技術。當中包括 - 環保編織衣 - 環境零損耗 - 面料零浪費

- Available: Every day (11am -1pm , 1:30-4:30pm , 7-10pm - by appointment)
- Duration: 3 hours
- Venue: Studio H406
- Charge: Felt Bag \$ 680 Nuno felt scarf \$980 Wool felt Scarf \$ 1680
- Age: 4+
- Capacity: 2-4 pax
- Language: Cantonese, Mandarin, English
- Registration: <https://yeungchin.com/collections/a-studio-x-yc-fashion-cyanotype-workshop>
- Enquiry: Yeung Chin (6765 5294 / astudio406@gmail.com )






H408 Rcube Store

**April 2022**

\*Workshop information is subject to change without prior notice.  
Please contact the host directly for the latest details.

## Concrete X Resin Workshop (Aroma Stone Diffuser) 水泥及樹脂流動畫制作 (香薰石擴散器)



Our workshop includes our unique double-layer coaster and aroma stone. In our workshop, you can expose a different kind of materials, including: concrete, plaster and resin flow arts. This is your special handcraft gift for your friends or own use.

課堂內容包括了我們獨特的雙層杯墊及香薰石。課堂內你可以接觸到不同的物料，包括：水泥、香薰石及樹脂流動畫制作。獨特的混合，這是您送給朋友或自己使用的獨特手工禮物。

- Available: Every day 2:00pm – 8:00pm (around 1.5 - 2 hours by appointment)
- Duration: 1.5 hours
- Venue: Studio H408 or verandah
- Charge: \$480/head
- Age: 10+
- Capacity: 2-12 pax
- Language: Cantonese, Mandarin, English
- Registration: Whatsapp 92541460 / [raftwong@rcube-design.com](mailto:raftwong@rcube-design.com)
- Enquiry: Raft Wong (92541460 / [raftwong@rcube-design.com](mailto:raftwong@rcube-design.com))





H408 Rcube Store

April 2022

\*Workshop information is subject to change without prior notice.  
Please contact the host directly for the latest details.

## DIY Clock workshop (Concrete x Resin) DIY時鐘 (樹脂x混凝土)



Our workshop includes our unique double-layer DIY clock and 2 pcs of XS size of coaster. In our workshop, you can expose a different kind of materials, including: concrete and resin flow arts. This is your special handcraft gift for your friends or own use. Included: 1 pc x 19cm DIY Clock 2 pcs x 8 cm Coaster

課堂內容包括了我們獨特的雙層時鐘及杯墊。課堂內你可以接觸到不同的物料，包括：水泥及樹脂流動畫制作。獨特的混合，這是您送給朋友或自己使用的獨特手工禮物。包括：1個x 19厘米DIY時鐘 2個x 8厘米杯墊

- Available: Every day 2:00pm – 8:00pm (around 1.5 - 2 hours by appointment)
- Duration: 1.5 hours
- Venue: Studio H408 or verandah
- Charge: \$550/head
- Age: 10+
- Capacity: 2 - 12 pax
- Language: Cantonese, Mandarin, English
- Registration: Whatsapp 92541460 / [raftwong@rcube-design.com](mailto:raftwong@rcube-design.com)
- Enquiry: Raft Wong (92541460 / [raftwong@rcube-design.com](mailto:raftwong@rcube-design.com))





H408 Rcube Store

April 2022

\*Workshop information is subject to change without prior notice.  
Please contact the host directly for the latest details.

## Resin Fluid Art Workshop 樹脂流體藝術工作坊



In our workshop, you can expose the resin fluid art experience and create your own special handcraft resin **fluid art brass** color tray and coaster. It is an unique gift for your friends.

Included: (1) Brass Color Tray (Round 12 cm diameter) or (10 x 20 cm rectangle ) x 1 and  
(2) Coaster (10 cm Diameter ) x 1

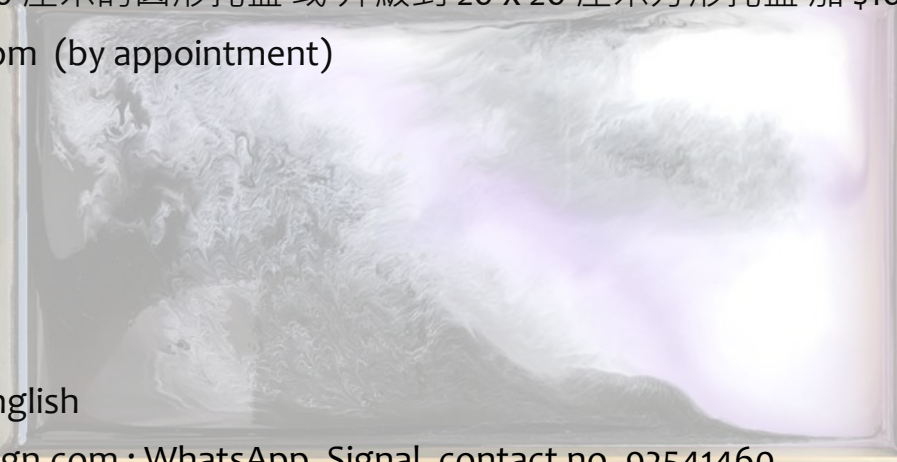
Optional: Upgrade to 20 cm diameter Round Tray or Upgrade to 20 x 20 cm Square Tray +\$100

在我們的工作坊中，您可以體驗樹脂流體藝術，並製作您自己的特殊手工樹脂流體藝術黃銅色盤和杯墊。這是送給朋友的獨特禮物。

包括： (1) 黃銅色托盤（圓形直徑 12 厘米）或（10 x 20 厘米長方形）x 1 和  
(2) 杯墊（直徑 10 厘米）x 1

可選升級：升級到直徑 20 厘米的圓形托盤 或 升級到 20 x 20 厘米方形托盤 加 \$100

- Available: Every day 2:00pm – 8:00pm (by appointment)
- Duration: Around 1.5 – 2 hours
- Venue: Studio H408 or verandah
- Charge: \$480/head
- Age: 10+
- Capacity: 2 - 12 pax
- Language: Cantonese, Mandarin, English
- Registration: [raftwong@rcube-design.com](mailto:raftwong@rcube-design.com) ; WhatsApp, Signal, contact no. 92541460
- Enquiry: Raft Wong (92541460 / [raftwong@rcube-design.com](mailto:raftwong@rcube-design.com))





# Loupe

\*Workshop information is subject to change without prior notice.  
Please contact the host directly for the latest details.

## Loupe

### ***Pearl & Bead Ring Workshop***

珍珠銀珠戒指工作坊

**2022.04.02 (Sat)**

2:00 - 6:00 PM

Instructor 導師：Mary Wong



You will learn basic skills of jewellery making including sawing, annealing, forming and polishing. You will create a pearl and bead sterling silver ring that you can take home and enjoy.

Your instructor will work with you as a group and as individuals to support and guide you through your learning. All materials included. Suitable for absolute beginners.

Finished Product: One Pearl & Bead Ring

參加者可嘗試用不同的扭線技巧製作一隻優雅的戒指。參加者會於此工作坊將會學到基本的金工技巧，例如鋸切，退火，打磨，焊接，在表面添加紋理等，以創造出珍珠銀珠戒指。

製成品: 珍珠銀珠戒指一隻

- Duration: 4 hours
- Charge: \$400/head
- Age: 14+
- Capacity: 8
- Language: English / Cantonese / Mandarin
- Registration: <https://www.loupe.com.hk/tc/workshop>



Loupe

\*Workshop information is subject to change without prior notice.  
Please contact the host directly for the latest details.

Loupe

## ***Wire wrapping Pearls, gemstone & Letter Pendant Workshop***

編織珍珠寶石字母吊墜工作坊

**2022.04.03 (Sun)**

3:00 - 5:30 PM

Instructor 導師：Apple Yu



Participants will learn how to use copper wire and freshwater pearls to weave into a pendant, and also draw a letter by using the copper wire. Participants will then choose their favorite color combination to make a resin crystal for the final touch.

參加者將會學習如何使用銅線和淡水珍珠編織成吊墜，亦會使用銅線勾劃出自選英文字母。最後，參加者將會選擇自己喜歡的顏色配搭來製作鑽石形狀的樹脂水晶，製作專屬的獨一無二吊墜。

- Duration: 2.5 hours
- Charge: \$450/head
- Age: 14+
- Capacity: 6
- Language: English / Cantonese / Mandarin
- Registration:  
<https://www.loupe.com.hk/tc/workshop>



# Loupe

\*Workshop information is subject to change without prior notice.  
Please contact the host directly for the latest details.

## Loupe

### *Model-Kit Polar Bear Pendant Workshop*

模·型 北極熊吊咀工作坊

**2022.04.03 (Sun)**

2:00 - 6:00 PM

Instructor 導師：Yoyo Chung

H410, Block B, PMQ, 35 Aberdeen street,  
Central, Hong Kong

T (852) 2623 2272  
E enquiry@loupe.com.hk



Inspired by favourite toys in the childhood and teamed up with silversmithing, a playful and wearable pendant was designed. In this workshop, sawing, filing, soldering, polishing and cold jointing will be taught. You will make a moveable polar bear pendant.

Finished product: One Silver Pendant with Chain

以小時候喜歡的玩具模型為創作概念，並融入金工技術，讓大家能親手製作好玩又可佩戴的首飾。工作坊會授教傳統金工工藝，包括鋸、銼、焊、打磨及冷焊接技術，並製作可活動的北極熊吊咀。製成品：銀吊咀一個（連頸鏈）

- Duration: 4 hours
- Charge: \$400/head
- Age: 14+
- Capacity: 8
- Language: English / Cantonese / Mandarin
- Registration: <https://www.loupe.com.hk/tc/workshop>

[www.loupe.com.hk](http://www.loupe.com.hk)



# Loupe

\*Workshop information is subject to change without prior notice.  
Please contact the host directly for the latest details.

# Loupe

## ***Twist Ring Workshop***

扭線戒指工作坊

**2022.04.17 (Sun)**

2:00 - 6:00 PM

Instructor 導師：Flow Wong

H410, Block B, PMQ, 35 Aberdeen street,  
Central, Hong Kong

T (852) 2623 2272  
E enquiry@loupe.com.hk

[www.loupe.com.hk](http://www.loupe.com.hk)

Participants can use twisting skills to make an elegant ring with different methods. Different combinations of metal wire can create lots of twisting styles, you can practice many times in this workshop to form your own style.

Finishes Product: One Twist Ring

參加者可嘗試用不同的扭線技巧製作一隻優雅的戒指。配合不同的銅線，可製作出多元的造型，參加者更可多次練習，製作自己滿意的款式。  
製成品：扭線戒指一隻

- Duration: 4 hours
- Charge: \$550/head
- Age: 14+
- Capacity: 8
- Language: English / Cantonese / Mandarin
- Registration:  
<https://www.loupe.com.hk/tc/workshop>



# Loupe

\*Workshop information is subject to change without prior notice.  
Please contact the host directly for the latest details.

## Loupe

### *Model-Kit Cat Pendant Workshop*

模·型 貓吊咀工作坊

**2022.04.24 (Sun)**

2:00 - 6:00 PM

Instructor 導師：Yoyo Chung

H410, Block B, PMQ, 35 Aberdeen street,  
Central, Hong Kong

T (852) 2623 2272  
E enquiry@loupe.com.hk



Inspired by favourite toys in the childhood and teamed up with silversmithing, a playful and wearable pendant was designed. In this workshop, sawing, filing, soldering, polishing and cold jointing will be taught. You will make a moveable cat pendant.

Finished product: One Silver Pendant

《模·型 貓吊咀》

以小時候喜歡的玩具模型為創作概念，並融入金工技術，讓大家能親手製作好玩又可佩戴的首飾。工作坊會授教傳統金工工藝，包括鋸、銼、焊、打磨及冷焊接技術，並製作可活動的貓吊咀。  
製成品：銀吊咀一個

- Duration: 4 hours
- Charge: \$400/head
- Age: 14+
- Capacity: 8
- Language: English / Cantonese / Mandarin
- Registration: <https://www.loupe.com.hk/tc/workshop>



# Loupe

\*Workshop information is subject to change without prior notice.  
Please contact the host directly for the latest details.

## Loupe

### *Preserved Flowers and Brass Wire Flowers Earrings Workshop*

永生花與銅線花耳環工作坊

**2022.04.24 (Sun)**

3:00 - 5:30 PM

Instructor 導師：Apple Yu

H410, Block B, PMQ, 35 Aberdeen street,  
Central, Hong Kong

T (852) 2623 2272  
E [enquiry@loupe.com.hk](mailto:enquiry@loupe.com.hk)



The workshop will teach how to make the flower shape parts with brass wire and freshwater pearls.

參加者將會學習如何用淡水珍珠及銅線製作花形，再配上您自選喜歡的永生花，製作出別具氣質的永生花耳環！

- Duration: 2.5 hours
- Charge: \$550/head
- Age: 14+
- Capacity: 6
- Language: English / Cantonese / Mandarin
- Registration: <https://www.loupe.com.hk/tc/workshop>

[www.loupe.com.hk](http://www.loupe.com.hk)



# Loupe

\*Workshop information is subject to change without prior notice.  
Please contact the host directly for the latest details.

# Loupe

## ***Message Pattern Ring Workshop***

信息。圖案。戒指工作坊

**2022.04.30 (Sat)**

2:00 - 5:00 PM

Instructor 導師：Janus Ng



This is a workshop for making a silver ring with hammering pattern and engraving your own message. Instructor will teach you a variety of basic metalwork techniques – sawing, annealing, hammering, letter engraving, and polishing. While experiencing traditional metalwork, participants can also to create their own handcrafted ring.  
Finished Product: One silver ring

這個工作坊教導如何製作錘紋圖案並鑿上您自己信息在銀戒指上。講師將教導各種基本的金工技巧 – 如線鋸、退火、錘擊、刻字和拋光等。在體驗傳統金工技術同時，參與者還可以製作個人專屬的手工戒指。  
製成品：一隻銀戒指

- Duration: 3 hours
- Charge: \$550/head
- Age: 14+
- Capacity: 7
- Language: English / Cantonese / Mandarin
- Registration: <https://www.loupe.com.hk/tc/workshop>



## Fabric Design and Creative Sewing Classes



Fabric design and Sewing activities encourages children to make imaginative and expressive use of materials for designing and inventing and to model their own designs. At this Stage their hand sewing skills are strengthened starting from the basics. This will help them prepare for doing projects on the sewing machine at later stage.

- Available: Every Saturday 2pm - 3pm or 3.15pm 4.30pm (by appointment)
- Duration: 1 hour
- Venue: Studio H508
- Charge: HKD\$240
- Age: 6+
- Capacity: 2 - 6 pax
- Language: English
- Registration: <http://fabricart-hk.com/>; [contact@fabricart-hk.com](mailto:contact@fabricart-hk.com) / 9281 5290
- Enquiry: Fabric Art (9281 5290 / [contact@fabricart-hk.com](mailto:contact@fabricart-hk.com))

